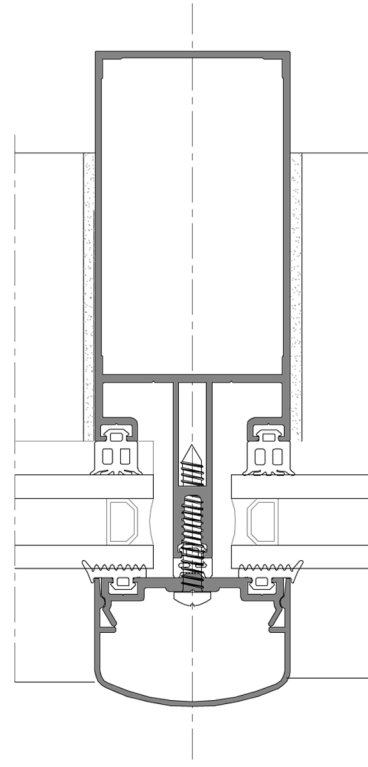




Cephe Sistem
Facade System



FS50



TEKNİK ÖZELLİKLER / TECHNICAL PROPERTIES

Profil Geniřlięi / Profile Width	50 mm
Profil Et Kalınlıęı / Profile Wall Thickness	1,4 - 2,6 mm
Düřey Tařıyıcı Profil Derinlięi / Mullion Profile Depth	50 - 240 mm
Yatay Tařıyıcı Profil Derinlięi / Transom Profile Depth	50 - 166 mm
Min. Cam Kalınlıęı / Min. Glazing Thickness	4 mm
Maks. Cam Kalınlıęı / Max. Glazing Thickness	45 mm
Min. Kanat Boyut / Min. Sash Dimension	700 - 1200 mm
Maks. Kanat Boyut / Max. Sash Dimension	1500 - 2000 mm
Maks. Kanat Aęırlıęı / Max. Sash Weight	155 kg

UYGULAMA SEENEKLERİ / APPLICATION OPTIONS

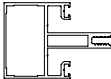
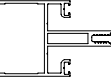
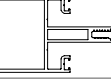






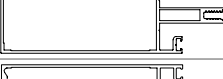
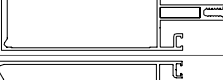








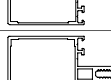
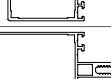
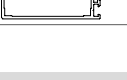
Entegre Cephe / Integrated Facade

Kapaklı Cephe / Covered Facade



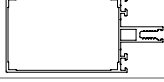



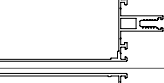
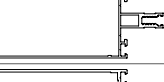


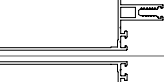
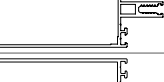

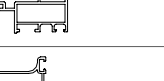
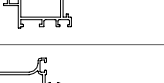
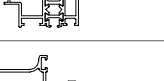
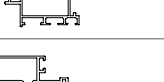


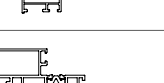


Silikon Cephe / Stick Facade

Yarı Kapaklı Cephe / Half - Covered Facade



PROF L KES T PROFILE SECTION	PROF L KODU PROFILE CODE	PROF L ADI PROFILE NAME	Jx cm ⁴	Jy cm ⁴	A IRLIK (kg/m) WEIGHT
	5115	44 mm DÜ EY PROF L 44 mm VERTICAL PROFILE	24,06 ⁴	14,26 ⁴	1,526 kg/m
	5008	50 mm DÜ EY PROF L 50 mm VERTICAL PROFILE	29,57 ⁴	15,36 ⁴	1,577 kg/m
	5009	50 mm DÜ EY PROF L 50 mm VERTICAL PROFILE	31,85 ⁴	16,43 ⁴	1,663 kg/m
	5006	80 mm DÜ EY PROF L 80 mm VERTICAL PROFILE	70,51 ⁴	20,38 ⁴	1,837 kg/m
	5007	80 mm DÜ EY PROF L 80 mm VERTICAL PROFILE	76,92 ⁴	22,44 ⁴	1,988 kg/m
	13083	90 mm DÜ EY PROF L 90 mm VERTICAL PROFILE	97,30 ⁴	22,49 ⁴	1,934 kg/m
	5004	100 mm DÜ EY PROF L 100 mm VERTICAL PROFILE	115,60 ⁴	23,91 ⁴	2,012 kg/m
	5127	100 mm DÜ EY PROF L 100 mm VERTICAL PROFILE	122,62 ⁴	26,38 ⁴	2,109 kg/m
	5005	100 mm DÜ EY PROF L 100 mm VERTICAL PROFILE	154,66 ⁴	28,93 ⁴	2,411 kg/m
	5002	120 mm DÜ EY PROF L 120 mm VERTICAL PROFILE	175,26 ⁴	28,51 ⁴	2,185 kg/m
	13085	120 mm DÜ EY PROF L 120 mm VERTICAL PROFILE	226,92 ⁴	31,62 ⁴	2,531 kg/m
	5003	125 mm DÜ EY PROF L 125 mm VERTICAL PROFILE	296,02 ⁴	36,02 ⁴	2,970 kg/m
	5000	135 mm DÜ EY PROF L 135 mm VERTICAL PROFILE	253,12 ⁴	36,03 ⁴	2,585 kg/m
	5001	140 mm DÜ EY PROF L 140 mm VERTICAL PROFILE	380,48 ⁴	39,48 ⁴	3,133 kg/m
	5078	150 mm DÜ EY PROF L 150 mm VERTICAL PROFILE	322,58 ⁴	37,31 ⁴	2,644 kg/m
	12264	160 mm DÜ EY PROF L 160 mm VERTICAL PROFILE	533,03 ⁴	45,20 ⁴	3,436 kg/m
	5090	180 mm DÜ EY PROF L 180 mm VERTICAL PROFILE	741,78 ⁴	62,05 ⁴	4,217 kg/m
	13084	240 mm DÜ EY PROF L 240 mm VERTICAL PROFILE	1466,82 ⁴	75,40 ⁴	5,244 kg/m
	5013	30 mm YATAY PROF L 30 mm HORIZONTAL PROFILE	9,85 ⁴	10,25 ⁴	1,130 kg/m
	5122	50 mm YATAY PROF L 50 mm HORIZONTAL PROFILE	12,13 ⁴	22,44 ⁴	1,166 kg/m
	5012	50 mm YATAY PROF L 50 mm HORIZONTAL PROFILE	13,60 ⁴	25,15 ⁴	1,302 kg/m
	5011	65 mm YATAY PROF L 65 mm HORIZONTAL PROFILE	16,42 ⁴	42,33 ⁴	1,432 kg/m

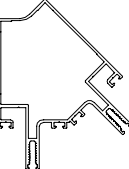
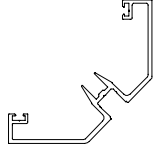







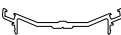
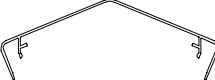
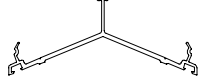








** Her profil için minimum sipari 300 kg'dır.
** Minimum order quantity is 300 kg per profile.

PROF L KES T PROFILE SECTION	PROF L KODU PROFILE CODE	PROF L ADI PROFILE NAME	Jx cm ⁴	Jy cm ⁴	A IRLIK (kg/m) WEIGHT
	5120	80 mm YATAY PROF L 80 mm HORIZONTAL PROFILE	16,83 ⁴	59,73 ⁴	1,401 kg/m
	5010	80 mm YATAY PROF L 80 mm HORIZONTAL PROFILE	19,23 ⁴	65,25 ⁴	1,560 kg/m
	9650	80 mm YATAY PROF L 80 mm HORIZONTAL PROFILE	17,65 ⁴	61,56 ⁴	1,448 kg/m
	5126	80 mm YATAY PROF L 80 mm HORIZONTAL PROFILE	19,23 ⁴	65,32 ⁴	1,560 kg/m
	5125	80 mm YATAY PROF L 80 mm HORIZONTAL PROFILE	20,74 ⁴	69,30 ⁴	1,685 kg/m
	5121	86 mm YATAY PROF L 86 mm HORIZONTAL PROFILE	20,36 ⁴	76,26 ⁴	1,615 kg/m
	13087	96 mm YATAY PROF L 96 mm HORIZONTAL PROFILE	20,30 ⁴	91,02 ⁴	1,572 kg/m
	8454	100 mm YATAY PROF L 100 mm HORIZONTAL PROFILE	20,13 ⁴	95,82 ⁴	1,549 kg/m
	5096	106 mm YATAY PROF L 106 mm HORIZONTAL PROFILE	24,10 ⁴	120,60 ⁴	1,789 kg/m
	9733	106 mm YATAY PROF L 106 mm HORIZONTAL PROFILE	28,22 ⁴	134,45 ⁴	2,055 kg/m
	5095	126 mm YATAY PROF L 126 mm HORIZONTAL PROFILE	27,85 ⁴	178,01 ⁴	1,961 kg/m
	13086	138 mm YATAY PROF L 138 mm HORIZONTAL PROFILE	34,55 ⁴	267,72 ⁴	2,329 kg/m
	12263	166 mm YATAY PROF L 166 mm HORIZONTAL PROFILE	42,05 ⁴	381,47 ⁴	2,710 kg/m
	5088	KASET PROF L CASEDDE PROFILE	14,72 ⁴	3,63 ⁴	1,027 kg/m
	5028	KASET PROF L CASEDDE PROFILE	14,32 ⁴	3,66 ⁴	1,037 kg/m
	5029-5030-12	KASET PROF L CASEDDE PROFILE	20,07 ⁴	4,50 ⁴	1,250 kg/m
	5031	KASET PROF L CASEDDE PROFILE	16,71 ⁴	3,98 ⁴	1,093 kg/m
	5062	KASET PROF L CASEDDE PROFILE	10,08 ⁴	3,91 ⁴	0,918 kg/m
	5081	KASET PROF L CASEDDE PROFILE	10,46 ⁴	3,87 ⁴	0,908 kg/m
	5093	KASET PROF L CASEDDE PROFILE	8,86 ⁴	3,21 ⁴	0,766 kg/m
	13104-13105	KASET PROF L CASEDDE PROFILE	22,01 ⁴	5,74 ⁴	1,325 kg/m
	13105-13106	KASET PROF L CASEDDE PROFILE	15,50 ⁴	1,55 ⁴	1,014 kg/m

** Her profil için minimum sipari 300 kg'dır.
** Minimum order quantity is 300 kg per profile.

PROF L KES T PROFILE SECTION	PROF L KODU PROFILE CODE	PROF L ADI PROFILE NAME	Jx cm ⁴	Jy cm ⁴	A IRLIK (kg/m) WEIGHT
	5099	TEK CAM KASET PROF L CASEDDE PROFILE	21,37 ⁴	5,55 ⁴	1,013 kg/m
	5068	TEK CAM KASET PROF L CASEDDE PROFILE	7,65 ⁴	1,11 ⁴	0,634 kg/m
	5056	TEK CAM KASET PROF L CASEDDE PROFILE	6,57 ⁴	1,00	0,478 kg/m
	5032	TEK CAM KASET PROF L CASEDDE PROFILE	11,42 ⁴	1,30 ⁴	0,727 kg/m
	5071	TEK CAM KASET PROF L CASEDDE PROFILE	13,54 ⁴	1,47 ⁴	0,783 kg/m
	5064-5066	KAPAKLI CEPHE Ç KASA PROF L FRAME PROFILE	30,34 ⁴	6,13 ⁴	1,205 kg/m
	5064-5067	YARI KAPAKLI CEPHE Ç KASA PROF L FRAME PROFILE	28,70 ⁴	6,19 ⁴	1,169 kg/m
	5063-5066	KAPAKLI CEPHE Ç KASA PROF L FRAME PROFILE	46,62 ⁴	6,14 ⁴	1,251 kg/m
	5063-5067	YARI KAPAKLI CEPHE Ç KASA PROF L FRAME PROFILE	44,38 ⁴	6,21 ⁴	1,215 kg/m
	5065-5066	KAPAKLI CEPHE Ç KASA PROF L FRAME PROFILE	41,28 ⁴	6,14 ⁴	1,250 kg/m
	5065-5067	YARI KAPAKLI CEPHE Ç KASA PROF L FRAME PROFILE	39,24 ⁴	6,20 ⁴	1,214kg/m
	5117	TIRNAKLI KASET PROF L CASEDDE PROFILE	20,84 ⁴	4,90 ⁴	1,014 kg/m
	5114	TIRNAKLI S STEM DUVAR B T PROF L FINISH PROFILE	105,46 ⁴	16,73 ⁴	1,974 kg/m
	5074	KOMPOZ T KASET PROF L COMPOSITE CASEDDE PROFILE	-	-	0,556 kg/m
	5033	KOMPOZ T KASET PROF L COMPOSITE CASEDDE PROFILE	-	-	0,508 kg/m
	5072	KOMPOZ T KASET PROF L COMPOSITE CASEDDE PROFILE	-	-	0,524 kg/m
	5069	KOMPOZ T KASET PROF L COMPOSITE CASEDDE PROFILE	-	-	0,470 kg/m
	5075	KOMPOZ T KASET PROF L COMPOSITE CASEDDE PROFILE	-	-	0,573 kg/m
	5035	KOMPOZ T KASET PROF L COMPOSITE CASEDDE PROFILE	-	-	0,518 kg/m
	13100-13101	DUVAR B T PROF L WALL FINISH PROFILE	9,94 ⁴	5,46 ⁴	1,031 kg/m
	5014	90° KÖ E DÖNÜ PROF L 90° CORNER PROFILE	107,39 ⁴	107,39 ⁴	2,750 kg/m













** Her profil için minimum sipari 300 kg'dır.
** Minimum order quantity is 300 kg per profile.

PROF L KES T PROFILE SECTION	PROF L KODU PROFILE CODE	PROF L ADI PROFILE NAME	Jx cm ⁴	Jy cm ⁴	A IRLIK (kg/m) WEIGHT
	5015	135° KÖ E DÖNÜ PROF L 135° CORNER PROFILE	99,83 ⁴	91,71 ⁴	2,703 kg/m
	13091	90° DI TAN KÖ E DÖNÜ KAPAK PROF L 90° CORNER COVER PROFILE	-	-	1,950 kg/m
	13092	90° DI TAN KÖ E DÖNÜ ÇITA PROF L 90° CORNER BEAD PROFILE	-	-	0,117 kg/m
	13094	135° KÖ E DÖNÜ ÇITA PROF L 135° CORNER BEAD PROFILE	-	-	0,120 kg/m
	13093	90° DI TAN KÖ E DÖNÜ PROF L 90° CORNER COVER PROFILE	-	-	0,687 kg/m
	13097	90° ÇTEN KÖ E DÖNÜ PROF L 90° CORNER COVER PROFILE	-	-	1,779 kg/m
	13098	90° ÇTEN KÖ E DÖNÜ PROF L 90° CORNER COVER PROFILE	-	-	0,749 kg/m
	13099	90° ÇTEN KÖ E DÖNÜ PROF L 90° CORNER COVER PROFILE	-	-	0,688 kg/m
	13096	135° KÖ E DÖNÜ PROF L 135° CORNER COVER PROFILE	-	-	0,945 kg/m
	13095	135° KÖ E DÖNÜ BASKI PROF L 135° CORNER EXTENSION PROFILE	-	-	0,728 kg/m
	5043	KAPAK PROF L COVER PROFILE	-	-	0,961 kg/m
	5044	KAPAK PROF L COVER PROFILE	-	-	1,260 kg/m
	13088	KAPAK PROF L COVER PROFILE	-	-	0,272 kg/m
	2006	KAPAK PROF L COVER PROFILE	-	-	0,385 kg/m
	5123	KAPAK PROF L COVER PROFILE	-	-	0,340 kg/m
	2009	KAPAK PROF L COVER PROFILE	-	-	0,439 kg/m
	5046	KAPAK PROF L COVER PROFILE	-	-	0,334 kg/m
	5045	KAPAK PROF L COVER PROFILE	-	-	0,380 kg/m
	13089	KAPAK PROF L COVER PROFILE	-	-	0,728 kg/m
	2049	KAPAK PROF L COVER PROFILE	-	-	0,331 kg/m

** Her profil için minimum sipari 300 kg'dır.
** Minimum order quantity is 300 kg per profile.

PROF L KES T PROFILE SECTION	PROF L KODU PROFILE CODE	PROF L ADI PROFILE NAME	Jx cm ⁴	Jy cm ⁴	A IRLIK (kg/m) WEIGHT
	2050	KAPAK PROF L COVER PROFILE	-	-	0,403 kg/m
	5047	KAPAK PROF L COVER PROFILE	-	-	0,369 kg/m
	5048	KAPAK PROF L COVER PROFILE	-	-	0,466 kg/m
	5124	KAPAK PROF L COVER PROFILE	-	-	0,430 kg/m
	5052	KAPAK PROF L COVER PROFILE	-	-	0,515 kg/m
	7619	KAPAK PROF L COVER PROFILE	-	-	0,337 kg/m
	5080	BADEM KAPAK PROF L CONVEX COVER PROFILE	-	-	1,106 kg/m
	5051	BADEM KAPAK PROF L CONVEX COVER PROFILE	-	-	1,253 kg/m
	5050	BADEM KAPAK PROF L CONVEX COVER PROFILE	-	-	1,635 kg/m
	5049	BADEM KAPAK PROF L CONVEX COVER PROFILE	-	-	1,874 kg/m
	10065	BADEM KAPAK PROF L CONVEX COVER PROFILE	-	-	2,719 kg/m
	9691	BADEM KAPAK PROF L CONVEX COVER PROFILE	-	-	1,498 kg/m
	8369	BADEM KAPAK PROF L CONVEX COVER PROFILE	-	-	4,515 kg/m
	5119	BASKI PROF L EXTENSION PROFILE	-	-	0,384 kg/m
	12920	BASKI PROF L EXTENSION PROFILE !!! Siyah eloksal olacak	-	-	0,516 kg/m
	5027	CAM YAPI TIRMA PROF L GLAZING BONDING PROFILE !!! Siyah eloksal olacak	-	-	0,128 kg/m
	5076	ADAPTÖR PROF L ADAPTER PROFILE	-	-	0,515 kg/m
	5070	ALÜM NYUM LEVHA PROF L ALUMINIUM PLATE PROFILE	-	-	0,252 kg/m
	5039	ALÜM NYUM LEVHA PROF L ALUMINIUM PLATE PROFILE	-	-	0,280 kg/m
	5024	KASET TESP T PROF L CASEDDE PROFILE	-	-	0,323 kg/m
	5079	KASET TESP T PROF L CASEDDE PROFILE	-	-	0,404 kg/m
	5116	KASET TESP T PROF L CASEDDE PROFILE	-	-	0,263 kg/m

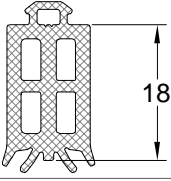

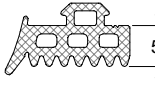
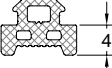
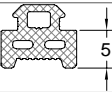
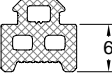
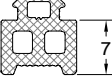
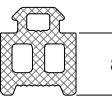
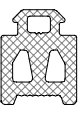
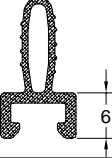
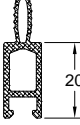
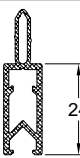
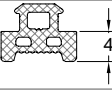
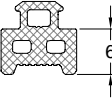
** Her profil için minimum sipari 300 kg'dır.
** Minimum order quantity is 300 kg per profile.

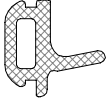
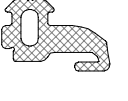
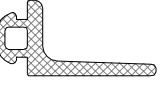
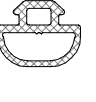
PROF L KES T PROFILE SECTION	PROF L KODU PROFILE CODE	PROF L ADI PROFILE NAME	Jx cm ⁴	Jy cm ⁴	A IRLIK (kg/m) WEIGHT
	5094	KASET TESP T PROF L CASEDDE PROFILE	-	-	0,335 kg/m
	5036	KASET ALTI K L T PROF L HORIZONTAL LOCK PROFILE	-	-	0,339 kg/m
	5037	KASET ÜST K L T PROF L CASEDDE BOTTOM LOCK PROFILE	-	-	0,340 kg/m
	5026	CAM TUTUCU PROF L GLAZING HOLDER PROFILE	-	-	0,233kg/m
	5057	CAM TUTUCU PROF L GLAZING HOLDER PROFILE	-	-	0,248 kg/m
	5038	YAN K L T PROF L SIDE LOCK PROFILE	-	-	1,463 kg/m
	5034	D LATASYON DERZ PROF L DILATATION PROFILE	-	-	0,267 kg/m
	5058	CAM ALTI TAKOZ PROF L SUB-GLAZING WEDGE PROFILE	-	-	0,244 kg/m
	12332	CAM ALTI TAKOZ PROF L SUB-GLAZING WEDGE PROFILE	-	-	0,393 kg/m
	12333	CAM ALTI TAKOZ PROF L SUB-GLAZING WEDGE PROFILE	-	-	0,285 kg/m
	5060	ÇITA PROF L BEAD PROFILE	-	-	0,172 kg/m
	5023	KAPAKLI CEPHE Ç KASA EK PROF L FRAME PROFILE	-	-	0,094 kg/m
	5097	YÜKSELTME ÇITA PROF L EXTENSION BEAD PROFILE	-	-	0,198 kg/m
	5059	YÜKSELTME ÇITA PROF L EXTENSION BEAD PROFILE	-	-	0,210 kg/m
	13102	YÜKSELTME ÇITA PROF L EXTENSION BEAD PROFILE	-	-	0,250 kg/m
	13103	YÜKSELTME ÇITA PROF L EXTENSION BEAD PROFILE	-	-	0,309 kg/m
	5077	ADAPTÖR PROF L ADAPTER PROFILE	-	-	0,126 kg/m
	507	ADAPTÖR PROF L ADAPTER PROFILE	-	-	0,252 kg/m
	8241	T J PROF L STEM BAR PROFILE	-	-	0,099 kg/m
	1122	T J PROF L STEM BAR PROFILE	-	-	0,158 kg/m
	5021	D LATASYON PROF L DILATATION PROFILE	-	-	2,467 kg/m

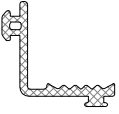
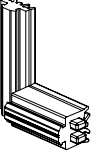
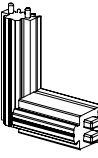
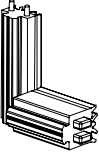
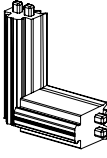

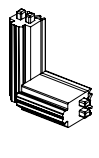
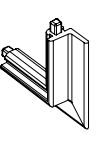
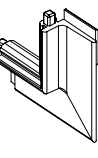

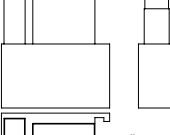
** Her profil için minimum sipari 300 kg'dır.
** Minimum order quantity is 300 kg per profile.

PROF L KES T PROFILE SECTION	PROF L KODU PROFILE CODE	PROF L ADI PROFILE NAME	Jx cm ⁴	Jy cm ⁴	A IRLIK (kg/m) WEIGHT
	5020	D LATASYON PROF L DILATATION PROFILE	-	-	2,137 kg/m
	5019	D LATASYON PROF L DILATATION PROFILE	-	-	2,226 kg/m
	5018	D LATASYON PROF L DILATATION PROFILE	-	-	2,428 kg/m
	5017	D LATASYON PROF L DILATATION PROFILE	-	-	2,745 kg/m
	5092	D LATASYON PROF L DILATATION PROFILE	-	-	2,435 kg/m
	5091	D LATASYON PROF L DILATATION PROFILE	-	-	3,193 kg/m
	5016	D LATASYON PROF L DILATATION PROFILE	-	-	2,948 kg/m
	5129	D LATASYON PROF L DILATATION PROFILE	-	-	4,656 kg/m
	13090	BA LANTI PROF L CONNECTION PROFILE	-	-	0,962 kg/m
	5041	KIRLANGIÇ BA LANTI PROF L CONNECTION PROFILE	-	-	2,211 kg/m
	5040	KIRLANGIÇ BA LANTI PROF L CONNECTION PROFILE	-	-	0,456 kg/m
	5042	BA LANTI PROF L CONNECTION PROFILE	-	-	1,144 kg/m
	6121	BA LANTI PROF L CONNECTION PROFILE	-	-	2,026 kg/m
	1662	KÖ E TAKOZ PROF L CORNER WEDGE PROFILE	-	-	2,576 kg/m
	5022	KÖ E TAKOZ PROF L CORNER WEDGE PROFILE	-	-	2,245 kg/m
	2046	KÖ E TAKOZ PROF L CORNER WEDGE PROFILE	-	-	2,091 kg/m
	598	KÖ E TAKOZ PROF L CORNER WEDGE PROFILE	-	-	1,677 kg/m
	1533	KÖ E TAKOZ PROF L CORNER WEDGE PROFILE	-	-	0,566 kg/m
	5164	U PROF L U PROFILE	-	-	0,285 kg/m
	419	KUTU PROF L BOX PROFILE	-	-	1,908 kg/m

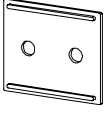
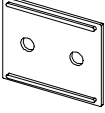
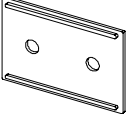
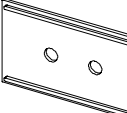
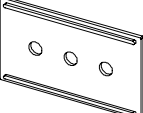
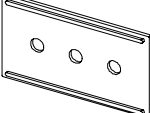
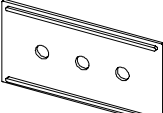
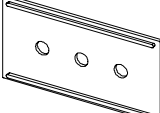
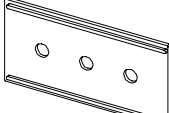
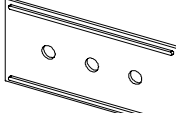
AKSESUAR ACCESSORY	STOK KODU REFERENCE CODE	AKSESUAR ADI DESCRIPTION	AKSESUAR KODU PRODUCT CODE	PAKET PACK
	03 010103	CEPHE CAM F T L (3 mm) FACADE GLAZING GASKET (3 mm)	FS50-CF.03	165 mt / paket 10 kg
	03 010104	CEPHE CAM F T L (4 mm) FACADE GLAZING GASKET (4 mm)	FS50-CF.04	145 mt / paket 10 kg
	03 010105	CEPHE CAM F T L (5 mm) FACADE GLAZING GASKET (5 mm)	FS50-CF.05	120 mt / paket 10 kg
	03 010116	CEPHE CAM F T L (6 mm) FACADE GLAZING GASKET (6 mm)	FS50-CF.06	105 mt / paket 10 kg
	03 010107	CEPHE CAM F T L (7 mm) FACADE GLAZING GASKET (7 mm)	FS50-CF.07	95 mt / paket 10 kg
	03 010108	CEPHE CAM F T L (8 mm) FACADE GLAZING GASKET (8 mm)	FS50-CF.08	85 mt / paket 10 kg
	03 010109	CEPHE CAM F T L (9 mm) FACADE GLAZING GASKET (9 mm)	FS50-CF.09	80 mt / paket 10 kg
	03 011010	CEPHE CAM F T L (10 mm) FACADE GLAZING GASKET (10 mm)	FS50-CF.10	75 mt / paket 10 kg
	03 011011	CEPHE CAM F T L (11 mm) FACADE GLAZING GASKET (11 mm)	FS50-CF.11	70 mt / paket 10 kg
	03 010112	CEPHE CAM F T L (12 mm) FACADE GLAZING GASKET (12 mm)	FS50-CF.12	65 mt / paket 10 kg
	03 010113	CEPHE CAM F T L (13 mm) FACADE GLAZING GASKET (13 mm)	FS50-CF.13	60 mt / paket 10 kg
	03 010114	CEPHE CAM F T L (14 mm) FACADE GLAZING GASKET (14 mm)	FS50-CF.14	165 mt / paket 10 kg
	03 010115	CEPHE CAM F T L (15 mm) FACADE GLAZING GASKET (15 mm)	FS50-CF.15	145 mt / paket 10 kg

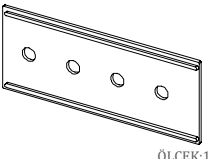
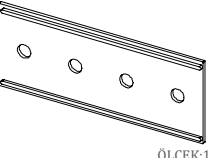
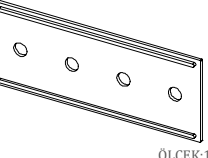
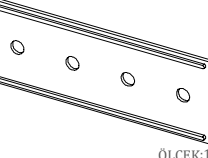
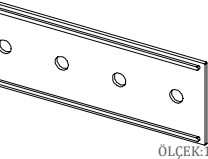
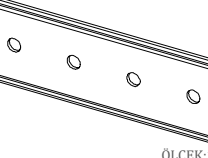
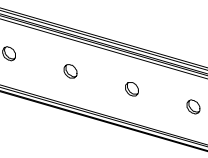
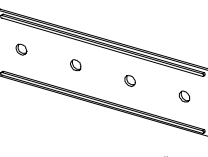
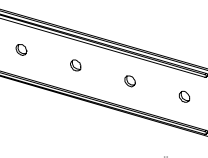
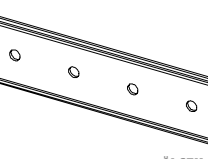
AKSESUAR ACCESSORY	STOK KODU REFERENCE CODE	AKSESUAR ADI DESCRIPTION	AKSESUAR KODU PRODUCT CODE	PAKET PACK
	03 010118	CEPHE CAM F T L (18 mm) FACADE GLAZING GASKET (18 mm)	FS50-CF.18	165 mt / paket 10 kg
	03 010606	KAPAK ALTI DI CAM F T L UNDER COVER OUTHUR GLAZING GASKET	FS50-KF.30	135 mt / paket 10 kg
	03 010607	KAPAK ALTI DI CAM F T L UNDER COVER OUTHUR GLAZING GASKET	FS50-KF.50	105 mt / paket 10 kg
	03 015569	CEPHE ORTA BASKI F T L (4 mm) CENTER PRESSURE GASKET (4 mm)	FS50-MF.04	180 mt / paket 10 kg/mt
	03 015570	CEPHE ORTA BASKI F T L (5 mm) CENTER PRESSURE GASKET (5 mm)	FS50-MF.05	150 mt / paket 10 kg/mt
	03 015565	CEPHE ORTA BASKI F T L (6 mm) CENTER PRESSURE GASKET (6 mm)	FS50-MF.06	130 mt / paket 10 kg/mt
	03 015568	CEPHE ORTA BASKI F T L (7 mm) CENTER PRESSURE GASKET (7 mm)	FS50-MF.07	120 mt / paket 10 kg/mt
	03 010733	CEPHE ORTA BASKI F T L (8 mm) CENTER PRESSURE GASKET (8 mm)	FS50-MF.08	110 mt / paket 10 kg/mt
	03 015566	CEPHE ORTA BASKI F T L (9 mm) CENTER PRESSURE GASKET (9 mm)	FS50-MF.09	100 mt / paket 10 kg/mt
	03 071068	CEPHE ISI ZOLATÖR (12 mm) ? (12 mm)	FS50-PLS.06	60 mt / paket 10 kg/mt
	03 071067	CEPHE ISI ZOLATÖR ? (12 mm)	FS50-PLS.20	60 mt / paket 10 kg/mt
	03 071069	CEPHE ISI ZOLATÖR (15 mm) ? (15 mm)	FS50-PLS.24	145 mt / paket 10 kg/mt
	03 015568	CEPHE ISI ZOLATÖR F T L (7 mm) ? GASKET (7 mm)	FS50-IF.04	180 mt / paket 10 kg/mt
	03 015560	CEPHE ISI ZOLATÖR F T L (6 mm) ? (6 mm)	FS50-IF.06	130 mt / paket 10 kg/mt

AKSESUAR ACCESSORY	STOK KODU REFERENCE CODE	AKSESUAR ADI DESCRIPTION	AKSESUAR KODU PRODUCT CODE	PAKET PACK
	03 015562	CEPHE ISI ZOLATÖR (7 mm) ? (7 mm)	FS50-IF.07	120 mt / paket 10 kg/mt
	03 010441	CEPHE Ç KASA DERZ F T L DERZ GASKET (8 mm)	FS50-KTF.20	175 mt / paket 10 kg/mt
	03 010611	CEPHE G ZL KANAT KASA F T L SASH-FRAME GASKET	FS50-KYF.10	115 mt / paket 10 kg/mt
	03 010220	CEPHE Ç KASET DERZ F T L DERZ GASKET	FS50-TF.20	140 mt / paket 10 kg/mt
	03 010240	CEPHE Ç KASET DERZ F T L DERZ GASKET	FS50-TF.40	120 mt / paket 10 kg/mt
	03 015556	CEPHE ORTA BASKI F T L DERZ GASKET	FS50-KYF.03	215 mt / paket 10 kg/mt
	03 010610	YARI KAPAKLI CEPHE DÜ EY F T L VERTICAL GASKET	FS50-KF.10	60 mt / paket 10 kg/mt
	03 010730	ORTA BASKI F T L CENTER PRESSURE GASKET	FS50-OYF.30	50 mt / paket 10 kg/mt
	03 010729	S L KON CEPHE AÇILI ORTA BASKI F T L VERTICAL GASKET	FS50-OYF.40	145 mt / paket 10 kg/mt
	03 010609	KAPAK ÜSTÜ F T L ON COVER GASKET	FS50-KF.20	147 mt / paket 10 kg/mt
	03 015572	CAM YASTIK F T L GLAZING GASKET	FS50-CYF.30	66 mt / paket 10 kg/mt

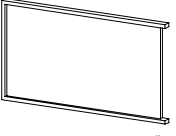
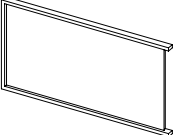
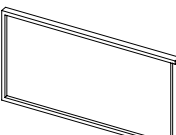
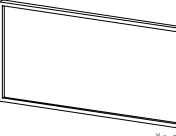
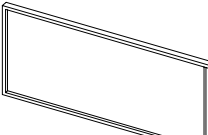
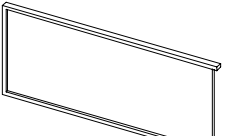
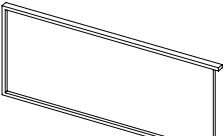
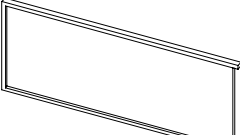
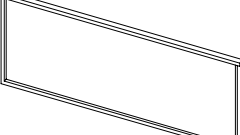
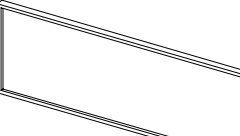
AKSESUAR ACCESSORY	STOK KODU REFERENCE CODE	AKSESUAR ADI DESCRIPTION	AKSESUAR KODU PRODUCT CODE	PAKET PACK
	03 015571	KAPAK ALTI F T L UNDER COVER GASKET	FS50-CF.20	220 mt / paket 10 kg/mt
	03 070350	CEPHE KÖ E VULKAN ZE F T L SA /SOL FACADE CORNER VULCANIZE GASKET RIGHT/LEFT	FS50-CVK.93	40 tk / paket
	03 070351	CEPHE KÖ E VULKAN ZE F T L SA /SOL FACADE CORNER VULCANIZE GASKET RIGHT/LEFT	FS50-CVK.104	40 tk / paket
	03 070352	CEPHE KÖ E VULKAN ZE F T L SA /SOL FACADE CORNER VULCANIZE GASKET RIGHT/LEFT	FS50-CVK.115	40 tk / paket
	03 070353	CEPHE KÖ E VULKAN ZE F T L SA /SOL FACADE CORNER VULCANIZE GASKET RIGHT/LEFT	FS50-CVK.126	40 tk / paket
	03 070354	CEPHE KÖ E VULKAN ZE F T L SA /SOL FACADE CORNER VULCANIZE GASKET RIGHT/LEFT	FS50-CVK.137	40 tk / paket
	03 070355	CEPHE KÖ E VULKAN ZE F T L SA /SOL FACADE CORNER VULCANIZE GASKET RIGHT/LEFT	FS50-CVK.148	40 tk / paket
	03 070357	CEPHE KÖ E VULKAN ZE F T L SA /SOL FACADE CORNER VULCANIZE GASKET RIGHT/LEFT	FS50-CVK.20	40 tk / paket
	03 070358	CEPHE KÖ E VULKAN ZE F T L SA /SOL FACADE CORNER VULCANIZE GASKET RIGHT/LEFT	FS50-CVK.40	40 tk / paket
	01 100600	KASET ALTI TAKOZ (PVC) UNDER CASSETTE WEDGE (PVC)	FS50-KT.107	100 ad / paket
 ÖLÇEK:1/2	03 100601	YATAY BA LANTI APARATI (PVC) HORIZONTAL CONNECTION APARAT	FS50-YT.106	250 ad / paket

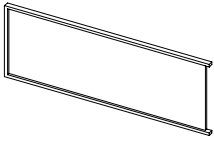
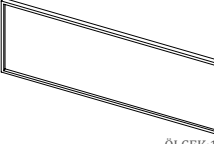
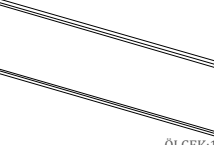
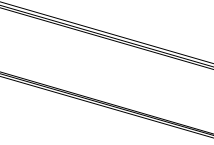
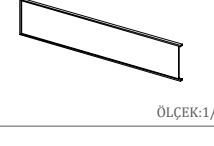
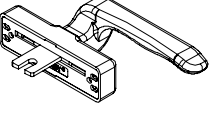
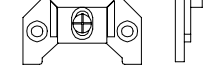

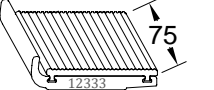



AKSESUAR ACCESSORY	STOK KODU REFERENCE CODE	AKSESUAR ADI DESCRIPTION	AKSESUAR KODU PRODUCT CODE	PAKET PACK
 Ölçek:1/4	01 070400	44'LÜK KIRLANGIÇ YAKA (EPDM) INTERLACED GASKET (EPDM)	FS50-KG.44 5012,5122 NOLU PROFİLLER İÇİN	100 ad / paket
 Ölçek:1/4	01 070401	59'LUK KIRLANGIÇ YAKA (EPDM) INTERLACED GASKET (EPDM)	FS50-KG.59 5011 NOLU PROFİL İÇİN	100 ad / paket
 Ölçek:1/4	01 070402	74'LÜK KIRLANGIÇ YAKA (EPDM) INTERLACED GASKET (EPDM)	FS50-KG.74 9650-5126-5010-5125 5120 NOLU PROFİLLER İÇİN	100 ad / paket
 Ölçek:1/4	01 070403	80'L KIRLANGIÇ YAKA (EPDM) INTERLACED GASKET (EPDM)	FS50-KG.80 5121 NOLU PROFİL İÇİN	100 ad / paket
 Ölçek:1/4	01 070404	94'LÜK KIRLANGIÇ YAKA (EPDM) INTERLACED GASKET (EPDM)	FS50-KG.94 8454 NOLU PROFİL İÇİN	100 ad / paket
 Ölçek:1/4	01 070405	100'LÜK KIRLANGIÇ YAKA (EPDM) INTERLACED GASKET (EPDM)	FS50- 8454 NOLU PROFİL İÇİN FOR PROFILE NO 8454	
 Ölçek:1/4	01 070406	120'LÜK KIRLANGIÇ YAKA (EPDM) INTERLACED GASKET (EPDM)	FS50- 5095 NOLU PROFİL İÇİN	100 ad / paket
 Ölçek:1/4	03 070550	30 HEMYÜZ GENLE ME YAKASI (EPDM) GASKET (EPDM)	FS50-HYK.30	100 ad / paket
 Ölçek:1/4	03 070551	44 HEMYÜZ GENLE ME YAKASI (EPDM) GASKET (EPDM)	FS50-HYK.44	100 ad / paket
 Ölçek:1/4	03 070552	50 HEMYÜZ GENLE ME YAKASI (EPDM) GASKET (EPDM)	FS50-HYK.50	



AKSESUAR ACCESSORY	STOK KODU REFERENCE CODE	AKSESUAR ADI DESCRIPTION	AKSESUAR KODU PRODUCT CODE	PAKET PACK
 ÖLÇEK:1/4	03 070553	59 HEMYÜZ GENLE ME YAKASI (EPDM) GASKET (EPDM)	FS50-HYK.59	
 ÖLÇEK:1/4	03 070555	65 HEMYÜZ GENLE ME YAKASI (EPDM) GASKET (EPDM)	FS50-HYK.65	
 ÖLÇEK:1/4	03 070556	74 HEMYÜZ GENLE ME YAKASI (EPDM) GASKET (EPDM)	FS50-HYK.74	
 ÖLÇEK:1/4	03 070557	80 HEMYÜZ GENLE ME YAKASI (EPDM) GASKET (EPDM)	FS50-HYK.80	
 ÖLÇEK:1/4	03 070558	86 HEMYÜZ GENLE ME YAKASI (EPDM) GASKET (EPDM)	FS50-HYK.86	
 ÖLÇEK:1/4	03 070559	90 HEMYÜZ GENLE ME YAKASI (EPDM) GASKET (EPDM)	FS50-HYK.90	
 ÖLÇEK:1/4	03 070560	94 HEMYÜZ GENLE ME YAKASI (EPDM) GASKET (EPDM)	FS50-HYK.94	
 ÖLÇEK:1/4	03 070561	96 HEMYÜZ GENLE ME YAKASI (EPDM) GASKET (EPDM)	FS50-HYK.96	
 ÖLÇEK:1/4	03 070451	100 HEMYÜZ GENLE ME YAKASI (EPDM) GASKET (EPDM)	FS50-HYK.100	
 ÖLÇEK:1/4	03 070562	106 HEMYÜZ GENLE ME YAKASI (EPDM) GASKET (EPDM)	FS50-HYK.106	

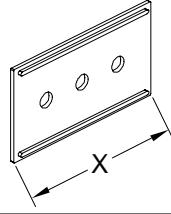
AKSESUAR ACCESSORY	STOK KODU REFERENCE CODE	AKSESUAR ADI DESCRIPTION	AKSESUAR KODU PRODUCT CODE	PAKET PACK
 ÖLÇEK:1/4	03 070452	120 HEMYÜZ GENLE ME YAKASI (EPDM) GASKET (EPDM)	FS50-HYK.120	
 ÖLÇEK:1/4	03 070563	125 HEMYÜZ GENLE ME YAKASI (EPDM) GASKET (EPDM)	FS50-HYK.125	
 ÖLÇEK:1/4	03 070564	126 HEMYÜZ GENLE ME YAKASI (EPDM) GASKET (EPDM)	FS50-HYK.126	
 ÖLÇEK:1/4	03 070561	135 HEMYÜZ GENLE ME YAKASI (EPDM) GASKET (EPDM)	FS50-HYK.135	
 ÖLÇEK:1/4	03 070563	140 HEMYÜZ GENLE ME YAKASI (EPDM) GASKET (EPDM)	FS50-HYK.140	
 ÖLÇEK:1/4	03 070564	146 HEMYÜZ GENLE ME YAKASI (EPDM) GASKET (EPDM)	FS50-HYK.146	
 ÖLÇEK:1/4	03 070568	150 HEMYÜZ GENLE ME YAKASI (EPDM) GASKET (EPDM)	FS50-HYK.146	
 ÖLÇEK:1/5	03 070569	160 HEMYÜZ GENLE ME YAKASI (EPDM) GASKET (EPDM)	FS50-HYK.160	
 ÖLÇEK:1/5	03 070570	166 HEMYÜZ GENLE ME YAKASI (EPDM) GASKET (EPDM)	FS50-HYK.166	
 ÖLÇEK:1/5	03 070571	180 HEMYÜZ GENLE ME YAKASI (EPDM) GASKET (EPDM)	FS50-HYK.180	

AKSESUAR ACCESSORY	STOK KODU REFERENCE CODE	AKSESUAR ADI DESCRIPTION	AKSESUAR KODU PRODUCT CODE	PAKET PACK
<p>ÖLÇEK:1/10</p>	03 070572	240 HEMYÜZ GENLEME YAKASI (EPDM) GASKET (EPDM)	FS50-HYK.240	
<p>ÖLÇEK:1/4</p>	03 070500	30'LÜK U YAKA (EPDM) GASKET (EPDM)	FS50-UYK.30	
<p>ÖLÇEK:1/4</p>	03 070501	44'LÜK U YAKA (EPDM) GASKET (EPDM)	FS50-UYK.44	
<p>ÖLÇEK:1/4</p>	03 070470	50'L K U YAKA (EPDM) GASKET (EPDM)	FS50-UYK.50	
<p>ÖLÇEK:1/4</p>	03 070502	59'L K U YAKA (EPDM) GASKET (EPDM)	FS50-UYK.59	
<p>ÖLÇEK:1/4</p>	03 070471	65'L K U YAKA (EPDM) GASKET (EPDM)	FS50-UYK.65	
<p>ÖLÇEK:1/4</p>	03 070504	74'LÜK U YAKA (EPDM) GASKET (EPDM)	FS50-UYK.74	
<p>ÖLÇEK:1/4</p>	03 070472	80'L K U YAKA (EPDM) GASKET (EPDM)	FS50-UYK.80	
<p>ÖLÇEK:1/4</p>	03 070473	86'LİK U YAKA (EPDM) GASKET (EPDM)	FS50-UYK.86	
<p>ÖLÇEK:1/4</p>	03 070505	90'LİK U YAKA (EPDM) GASKET (EPDM)	FS50-UYK.90	

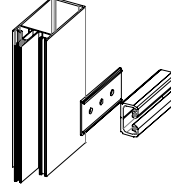
AKSESUAR ACCESSORY	STOK KODU REFERENCE CODE	AKSESUAR ADI DESCRIPTION	AKSESUAR KODU PRODUCT CODE	PAKET PACK
 ÖLÇEK:1/4	03 070506	94'LÜK U YAKA (EPDM) GASKET (EPDM)	FS50-UYK.94	
 ÖLÇEK:1/4	03 070507	96'LIK U YAKA (EPDM) GASKET (EPDM)	FS50-UYK.96	
 ÖLÇEK:1/4	03 070508	100'LÜK U YAKA (EPDM) GASKET (EPDM)	FS50-UYK.100	
 ÖLÇEK:1/4	03 070475	106'LIK U YAKA (EPDM) GASKET (EPDM)	FS50-UYK.106	
 ÖLÇEK:1/4	03 070509	120'L K U YAKA (EPDM) GASKET (EPDM)	FS50-UYK.120	
 ÖLÇEK:1/4	03 070510	125'L K U YAKA (EPDM) GASKET (EPDM)	FS50-UYK.125	
 ÖLÇEK:1/4	03 070476	126'LIK U YAKA (EPDM) GASKET (EPDM)	FS50-UYK.126	
 ÖLÇEK:1/4	03 070511	135'L K U YAKA (EPDM) GASKET (EPDM)	FS50-UYK.135	
 ÖLÇEK:1/4	03 070512	140'LIK U YAKA (EPDM) GASKET (EPDM)	FS50-UYK.140	
 ÖLÇEK:1/4	03 070513	146'LIK U YAKA (EPDM) GASKET (EPDM)	FS50-UYK.146	

AKSESUAR ACCESSORY	STOK KODU REFERENCE CODE	AKSESUAR ADI DESCRIPTION	AKSESUAR KODU PRODUCT CODE	PAKET PACK
 ÖLÇEK:1/5	03 070514	150'L K U YAKA (EPDM) GASKET (EPDM)	FS50-UYK.150	
 ÖLÇEK:1/5	03 070515	160'LIK U YAKA (EPDM) GASKET (EPDM)	FS50-UYK.160	
 ÖLÇEK:1/5	03 070485	166'LIK U YAKA (EPDM) GASKET (EPDM)	FS50-UYK.166	
 ÖLÇEK:1/5	03 070516	180'L K U YAKA (EPDM) GASKET (EPDM)	FS50-UYK.180	
 ÖLÇEK:1/10	03 070517	240'LIK U YAKA (EPDM) GASKET (EPDM)	FS50-UYK.240	
	01 020880	FORZA BÜKÜMLÜ CEPHE KOLU (NATUREL) FORZA FACADE HANDLE (NATURAL)	FS50-FCK.880	1 ad / paket
	01 020881	FORZA BÜKÜMLÜ CEPHE KOLU (BEYAZ) FORZA FACADE HANDLE (WHITE)	FS50-FCK.881	1 ad / paket
	01 020882	FORZA BÜKÜMLÜ CEPHE KOLU (S YAH) FORZA FACADE HANDLE (BLACK)	FS50-FCK.882	1 ad / paket
	01 120205	CEPHE P M KAR ILIK FACADE PIN OPPOSITE	FS50-	100 ad / paket
	01 120100	SPANYOLET P M ESPAGNOLETTE PIN	FS50- P.100	100 ad / paket
 ÖLÇEK:1/2	03 100624	CAM ALTI TAKOZU (75 mm) UNDER GLAZING WEDGE (75 mm)	FS50-CT.33 Ağırlığı 100 kg'dan düşük pano veya iscamlar için (FOR PANELS OR GLAZING LESS THAN 100 KG)	1 ad / paket
 ÖLÇEK:1/2	03 100625	CAM ALTI TAKOZU (75 mm) UNDER GLAZING WEDGE (75 mm)	FS50-CT.43 Ağırlığı 100-200 kg ağırlığındaki pano veya isicamlar için (FOR PANELS OR GLAZING WITH OF 100-200 KG)	1 ad / paket
	08 100103	NORTON BANT ??	FS50-	50 mt / paket
	03 060101	POL ÜRETAN DOLGU SOS S ??	FS50-	450 mt / paket

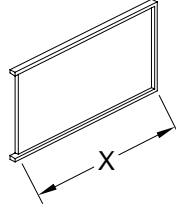
AKSESUAR ACCESSORY	STOK KODU REFERENCE CODE	AKSESUAR ADI DESCRIPTION	AKSESUAR KODU PRODUCT CODE	PAKET PACK
	08 040230	DERZ S L KON JOINT SILICONE	FS50-	24 ad / paket
	01 100200	CIVATA & SOMUN & RONDELA (M10 X 90) ??	FS50-	300 ad / paket
	01 100121	HAREKETL VE SAB T ANKRAJ (80 mm) DYNAMIC AND FIXED ANCHORAGE (80 mm)	FS50-	20 ad / paket
	01 100116	HAREKETL VE SAB T ANKRAJ (100 mm) DYNAMIC AND FIXED ANCHORAGE (100 mm)	FS50-	20 ad / paket
	01 100117	HAREKETL VE SAB T ANKRAJ (120 mm) DYNAMIC AND FIXED ANCHORAGE (120 mm)	FS50-	20 ad / paket
	01 100816	HAREKET TRANSFER KÖ E PARÇASI DYNAMIC TRANSFER CORNER PIECE	FS50-	
	01 120222	T J BA LANTI PARÇASI STEM BAR CONNECTION PIECE	FS50-	



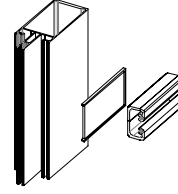
HEMYÜZ YAKA



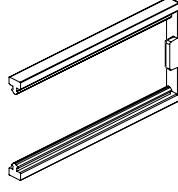
STOK KODU REFERENCE CODE	YAKA ÖLÇÜSÜ REFERENCE CODE	AKSESUAR ADI DESCRIPTION	AKSESUAR KODU PRODUCT CODE	KULLANILAN PROF L KODU PRODUCT CODE	PAKET PACK
03 070550	30 mm x 50 mm	30'LUK GENLE ME HEMYÜZ YAKA GASKET (EPDM)	HYK.30	5013	1 Pk / 100 Ad
03 070551	44 mm x 50 mm	44'LÜK GENLE ME HEMYÜZ YAKA GASKET (EPDM)	HYK.44	5115 - 5122 - 5012	1 Pk / 100 Ad
03 070552	50 mm x 50 mm	50'L K GENLE ME HEMYÜZ YAKA GASKET (EPDM)	HYK.50	5122 - 5012 - 5008 - 5009	1 Pk / 100 Ad
03 070553	59 mm x 50 mm	59'LUK GENLE ME HEMYÜZ YAKA GASKET (EPDM)	HYK.59	5011	1 Pk / 100 Ad
03 070555	65 mm x 50 mm	65'L K GENLE ME HEMYÜZ YAKA GASKET (EPDM)	HYK.65	5011	1 Pk / 100 Ad
03 070556	74 mm x 50 mm	74'LÜK GENLE ME HEMYÜZ YAKA GASKET (EPDM)	HYK.74	5120 - 5010 - 9650 - 5126 - 5125	1 Pk / 100 Ad
03 070557	80 mm x 50 mm	80'L K GENLE ME HEMYÜZ YAKA GASKET (EPDM)	HYK.80	5120 - 5010 - 9650 - 5126 - 5125 - 5006 5007 - 5121	1 Pk / 100 Ad
03 070558	86 mm x 50 mm	86'LIK GENLE ME HEMYÜZ YAKA GASKET (EPDM)	HYK.86	5121	1 Pk / 100 Ad
03 070559	90 mm x 50 mm	90'LIK GENLE ME HEMYÜZ YAKA GASKET (EPDM)	HYK.90	13083 - 13087	1 Pk / 100 Ad
03 070560	94 mm x 50 mm	94'LÜK GENLE ME HEMYÜZ YAKA GASKET (EPDM)	HYK.94	8454	1 Pk / 100 Ad
03 070561	96 mm x 50 mm	96'LIK GENLE ME HEMYÜZ YAKA GASKET (EPDM)	HYK.96	13087	1 Pk / 100 Ad
03 070451	100 mm x 50 mm	100'LUK GENLE ME HEMYÜZ YAKA GASKET (EPDM)	HYK.100	8454 - 5004 - 5127 - 5005 - 5096 - 9733	1 Pk / 100 Ad
03 070562	106 mm x 50 mm	106'LIK GENLE ME HEMYÜZ YAKA GASKET (EPDM)	HYK.106	5096 - 9733	1 Pk / 100 Ad
03 070452	120 mm x 50 mm	120'L K GENLE ME HEMYÜZ YAKA GASKET (EPDM)	HYK.120	5002 - 13085 - 5095	1 Pk / 100 Ad
03 070563	125 mm x 50 mm	125'L K GENLE ME HEMYÜZ YAKA GASKET (EPDM)	HYK.125	5003	1 Pk / 100 Ad
03 070564	126 mm x 50 mm	126'LIK GENLE ME HEMYÜZ YAKA GASKET (EPDM)	HYK.126	5095	1 Pk / 100 Ad
03 070565	135 mm x 50 mm	135'L K GENLE ME HEMYÜZ YAKA GASKET (EPDM)	HYK.135	5000	1 Pk / 100 Ad
03 070566	140 mm x 50 mm	140'LIK GENLE ME HEMYÜZ YAKA GASKET (EPDM)	HYK.140	5001 - 13086	1 Pk / 100 Ad
03 070567	146 mm x 50 mm	146'LIK GENLE ME HEMYÜZ YAKA GASKET (EPDM)	HYK.146	13086	1 Pk / 100 Ad
03 070568	150 mm x 50 mm	150'L K GENLE ME HEMYÜZ YAKA GASKET (EPDM)	HYK.150	5078	1 Pk / 100 Ad
03 070569	160 mm x 50 mm	160'LIK GENLE ME HEMYÜZ YAKA GASKET (EPDM)	HYK.160	12264 - 12263	1 Pk / 100 Ad
03 070570	166 mm x 50 mm	166'LIK GENLE ME HEMYÜZ YAKA GASKET (EPDM)	HYK.166	12263	1 Pk / 100 Ad
03 070571	180 mm x 50 mm	180'L K GENLE ME HEMYÜZ YAKA GASKET (EPDM)	HYK.180	5090	1 Pk / 100 Ad
03 070572	240 mm x 50 mm	240'LIK GENLE ME HEMYÜZ YAKA GASKET (EPDM)	HYK.240	13084	1 Pk / 100 Ad



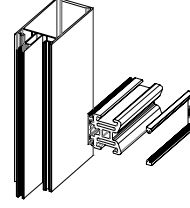
U YAKA



STOK KODU REFERENCE CODE	YAKA ÖLÇÜSÜ REFERENCE CODE	AKSESUAR ADI DESCRIPTION	AKSESUAR KODU PRODUCT CODE	KULLANILAN PROF L KODU PRODUCT CODE	PAKET PACK
03 070500	30 mm x 50 mm	30'LÜK GENLE ME U YAKA GASKET (EPDM)	UYK.30	5013	1 Pk / 100 Ad
03 070501	44 mm x 50 mm	44'LÜK GENLE ME U YAKA GASKET (EPDM)	UYK.44	5115 - 5122 - 5012	1 Pk / 100 Ad
03 070470	50 mm x 50 mm	50'L K GENLE ME U YAKA GASKET (EPDM)	UYK.50	5122 - 5012 - 5008 - 5009	1 Pk / 100 Ad
03 070502	59 mm x 50 mm	59'LÜK GENLE ME U YAKA GASKET (EPDM)	UYK.59	5011	1 Pk / 100 Ad
03 070471	65 mm x 50 mm	65'L K GENLE ME U YAKA GASKET (EPDM)	UYK.65	5011	1 Pk / 100 Ad
03 070504	74 mm x 50 mm	74'LÜK GENLE ME U YAKA GASKET (EPDM)	UYK.74	5120 - 5010 - 9650 - 5126 - 5125	1 Pk / 100 Ad
03 070472	80 mm x 50 mm	80'L K GENLE ME U YAKA GASKET (EPDM)	UYK.80	5120 - 5010 - 9650 - 5126 - 5125 - 5006 5007 - 5121	1 Pk / 100 Ad
03 070473	86 mm x 50 mm	86'LIK GENLE ME U YAKA GASKET (EPDM)	UYK.86	5121	1 Pk / 100 Ad
03 070505	90 mm x 50 mm	90'LIK GENLE ME U YAKA GASKET (EPDM)	UYK.90	13083 - 13087	1 Pk / 100 Ad
03 070506	94 mm x 50 mm	94'LÜK GENLE ME U YAKA GASKET (EPDM)	UYK.94	8454	1 Pk / 100 Ad
03 070507	96 mm x 50 mm	96'LIK GENLE ME U YAKA GASKET (EPDM)	UYK.96	13087	1 Pk / 100 Ad
03 070508	100 mm x 50 mm	100'LÜK GENLE ME U YAKA GASKET (EPDM)	UYK.100	8454 - 5004 - 5127 - 5005 - 5096 - 9733	1 Pk / 100 Ad
03 070475	106 mm x 50 mm	106'LIK GENLE ME U YAKA GASKET (EPDM)	UYK.106	5096 - 9733	1 Pk / 100 Ad
03 070509	120 mm x 50 mm	120'L K GENLE ME U YAKA GASKET (EPDM)	UYK.120	5002 - 13085 - 5095	1 Pk / 100 Ad
03 070510	125 mm x 50 mm	125'L K GENLE ME U YAKA GASKET (EPDM)	UYK.125	5003	1 Pk / 100 Ad
03 070476	126 mm x 50 mm	126'LIK GENLE ME U YAKA GASKET (EPDM)	UYK.126	5095	1 Pk / 100 Ad
03 070511	135 mm x 50 mm	135'L K GENLE ME U YAKA GASKET (EPDM)	UYK.135	5000	1 Pk / 100 Ad
03 070512	140 mm x 50 mm	140'LIK GENLE ME U YAKA GASKET (EPDM)	UYK.140	5001 - 13086	1 Pk / 100 Ad
03 070513	146 mm x 50 mm	146'LIK GENLE ME U YAKA GASKET (EPDM)	UYK.146	13086	1 Pk / 100 Ad
03 070514	150 mm x 50 mm	150'L K GENLE ME U YAKA GASKET (EPDM)	UYK.150	5078	1 Pk / 100 Ad
03 070515	160 mm x 50 mm	160'LIK GENLE ME U YAKA GASKET (EPDM)	UYK.160	12264 - 12263	1 Pk / 100 Ad
03 070485	166 mm x 50 mm	166'LIK GENLE ME U YAKA GASKET (EPDM)	UYK.166	12263	1 Pk / 100 Ad
03 070516	180 mm x 50 mm	180'L K GENLE ME U YAKA GASKET (EPDM)	UYK.180	5090	1 Pk / 100 Ad
03 070517	240 mm x 50 mm	240'LIK GENLE ME U YAKA GASKET (EPDM)	UYK.240	13084	1 Pk / 100 Ad

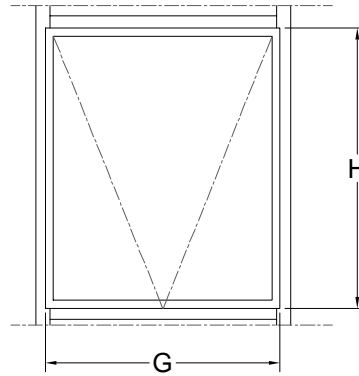
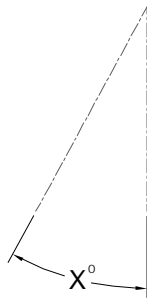
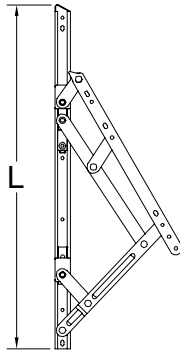


KIRLANGIÇ YAKA

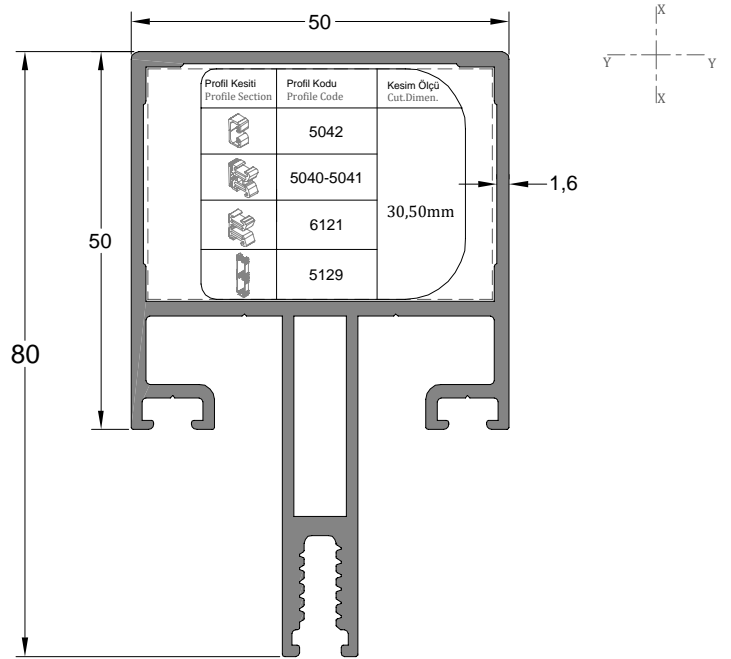
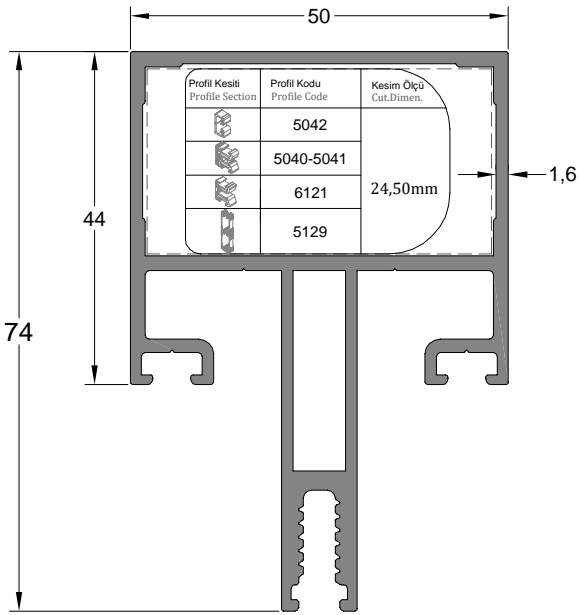


STOK KODU REFERENCE CODE	YAKA ÖLÇÜSÜ REFERENCE CODE	AKSESUAR ADI DESCRIPTION	AKSESUAR KODU PRODUCT CODE	KULLANILAN PROF L KODU PRODUCT CODE	PAKET PACK
03 070400	44 mm x 50 mm	44'LÜK KIRLANGIÇ YAKA GASKET (EPDM)	YK.44	5012 - 5122 - 5115	1 Pk / 100 Ad
03 070401	59 mm x 50 mm	59'LUK KIRLANGIÇ YAKA GASKET (EPDM)	YK.59	5011	1 Pk / 100 Ad
03 070402	74 mm x 50 mm	74'LÜK KIRLANGIÇ YAKA GASKET (EPDM)	YK.74	9650 - 5126 - 5010 - 5125 - 5120	1 Pk / 100 Ad
03 070403	80 mm x 50 mm	80'L K KIRLANGIÇ YAKA GASKET (EPDM)	YK.80	5120 - 5010 - 9650 - 5126 - 5125 - 5006 5007 - 5121	1 Pk / 100 Ad
03 070404	94 mm x 50 mm	94'LİK KIRLANGIÇ YAKA GASKET (EPDM)	YK.94	8454	1 Pk / 100 Ad
03 070405	100 mm x 50 mm	100'LÜK KIRLANGIÇ YAKA GASKET (EPDM)	YK.100	8454 - 5004 - 5127 - 5005 - 5096 - 9733	1 Pk / 100 Ad
03 070406	120 mm x 50 mm	120'L K KIRLANGIÇ YAKA GASKET (EPDM)	YK.120	5002 - 13085 - 5095	1 Pk / 100 Ad

AKSESUAR ACCESSORY	STOK KODU REFERENCE CODE	AKSESUAR ADI DESCRIPTION	AKSESUAR KODU PRODUCT CODE	PAKET PACK
	11 010938	Ø4.8X32 mm YSB SAC V DA Ø4.8X32 mm CURVED TOP SCREW	FS50-SC.938	250 ad / paket
	11 010939	Ø4.8X38 mm YSB SAC V DA Ø4.8X32 mm CURVED TOP SCREW	FS50-SC.939	250 ad / paket
	11 010940	Ø4.8X45 mm YSB SAC V DA Ø4.8X32 mm CURVED TOP SCREW	FS50-SC.940	250 ad / paket
	11 010941	Ø4.8X50 mm YSB SAC V DA Ø4.8X32 mm CURVED TOP SCREW	FS50-SC.941	250 ad / paket
	11 010942	Ø4.8X60 mm YSB SAC V DA Ø4.8X32 mm CURVED TOP SCREW	FS50-SC.942	250 ad / paket

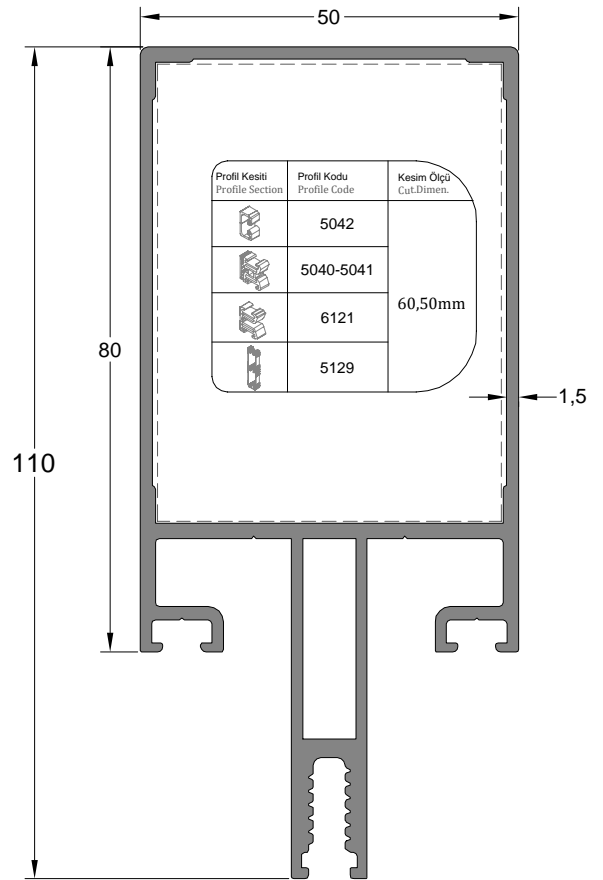
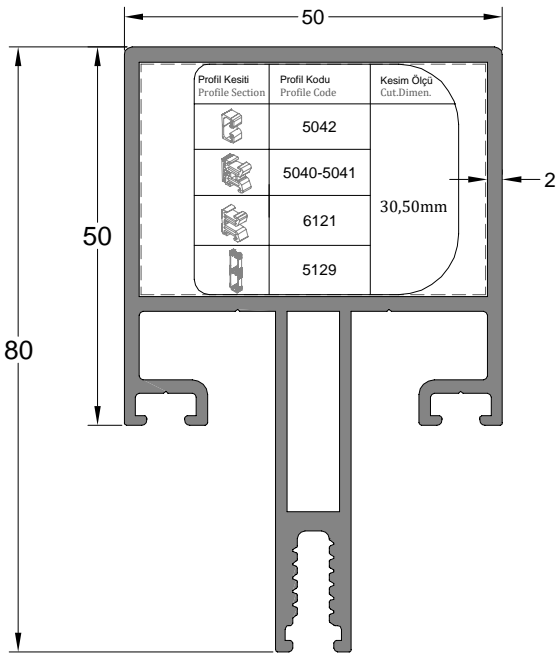


STOK KODU REFERENCE CODE	MAKAS BOYU (L) TRUSS SIZE		MAKS.AÇILMA DERECE (X) MAX DILATION DEGREE	MAKS. KANAT YÜKSEKLİK (G) MAX SASH HEIGHT	MAKS. KANAT GENİRLİK (G) MAX SASH WIDTH	MAKS. KANAT AĞIRLIK MAX SASH WEIGHT
01 100447	10"	261,5 mm	35°	700 mm		
01 100448	12"	317,5 mm	30 / 35°	800 mm		
01 100449	14"	353,5 mm	30 / 35°	1000 mm		
01 100450	16"	414,5 mm	30 / 35°	1200 mm		
01 100451	18"	458,5 mm	25 / 30°	1400 mm		
01 100452	20"	511,5 mm	25 / 30°	1600 mm		
01 100453	22"	556,5 mm	20 / 25°			
01 100454	24"	602,5 mm	20 / 25°			
01 100455	28"	707,5 mm	10 / 15 / 20°			



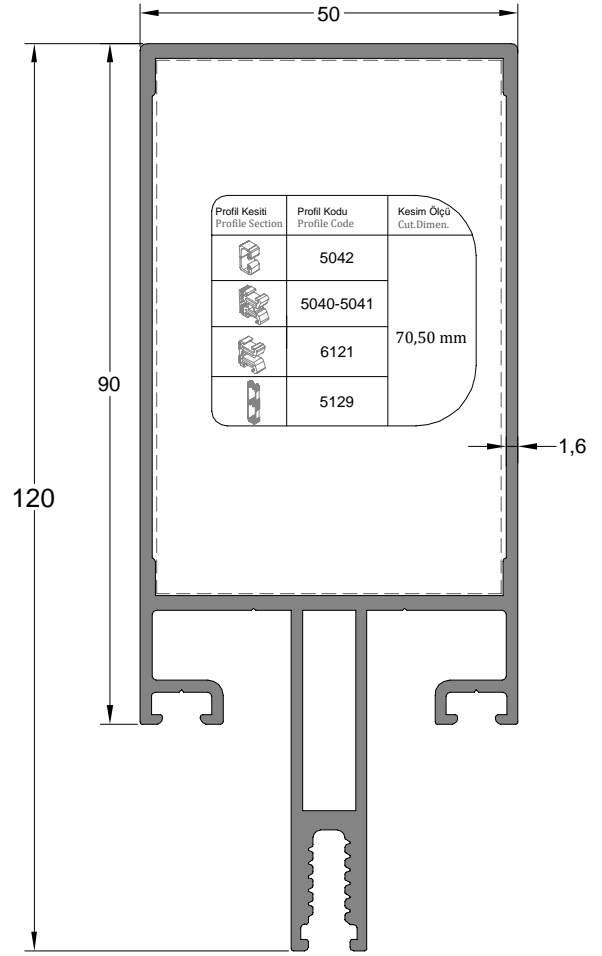
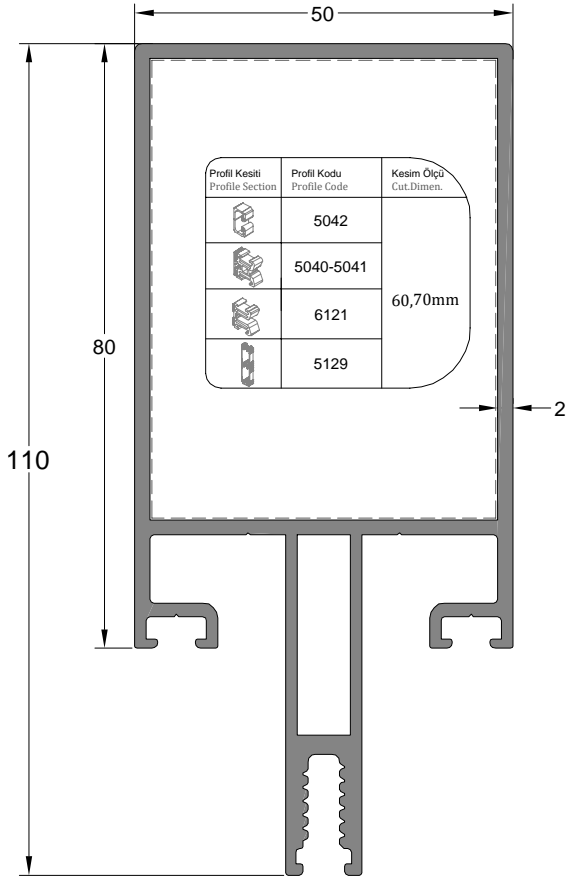
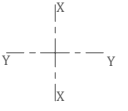
Dü ey Profili	Profil Kodu	(kg/mt)	Jx cm ⁴	Jy cm ⁴
VERTICAL PROFILE	Profile Code	Weight		
	5115	1,526	24,06	14,26

Dü ey Profili	Profil Kodu	(kg/mt)	Jx cm ⁴	Jy cm ⁴
VERTICAL PROFILE	Profile Code	Weight		
	5008	1,577	29,57	15,36



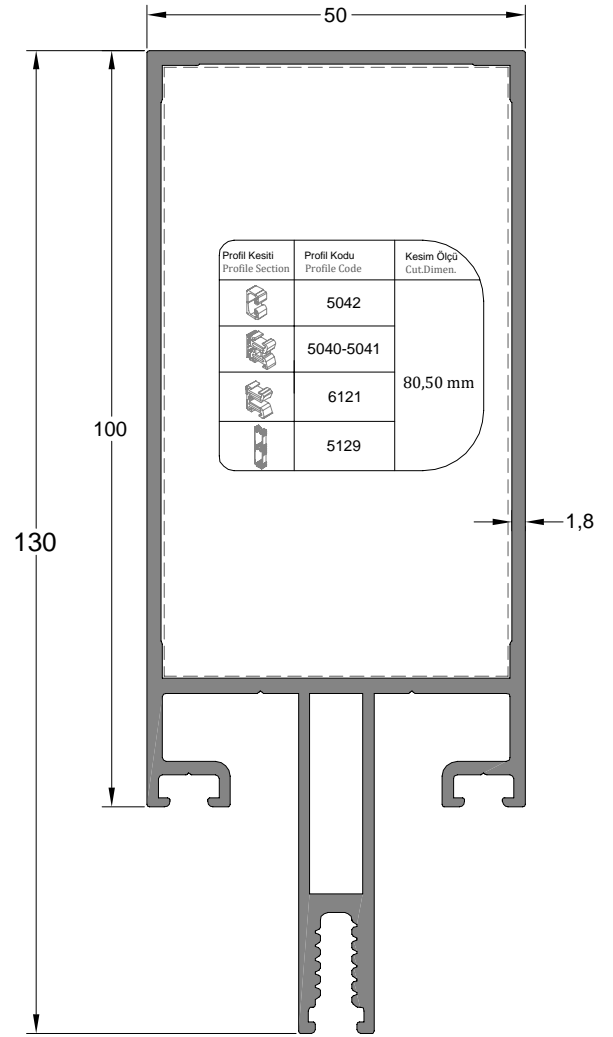
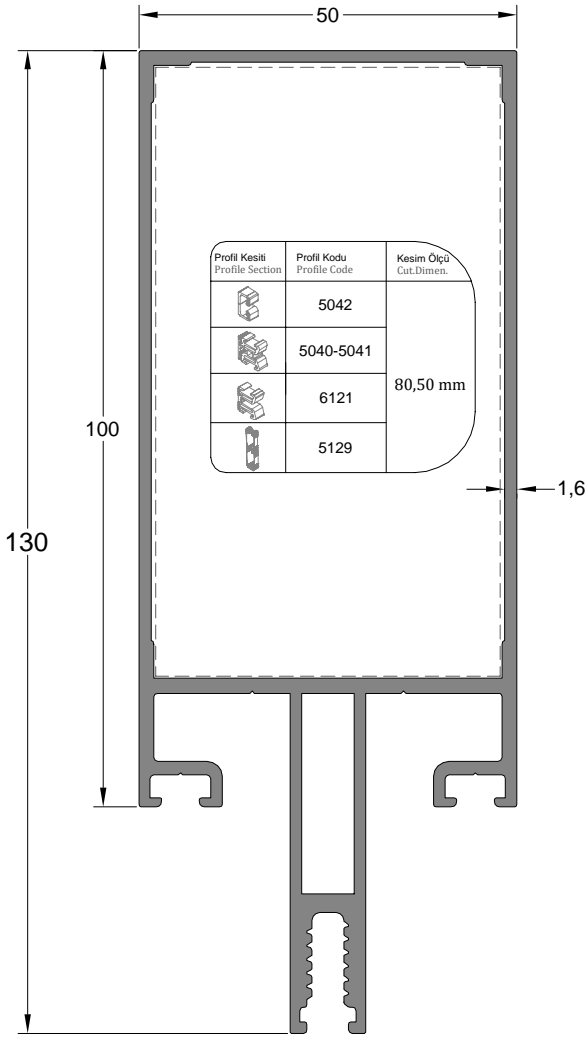
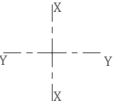
Dü ey Profili	Profil Kodu	(kg/mt)	Jx cm ⁴	Jy cm ⁴
VERTICAL PROFILE	Profile Code	Weight		
	5009	1,663	31,85	16,43

Dü ey Profili	Profil Kodu	(kg/mt)	Jx cm ⁴	Jy cm ⁴
VERTICAL PROFILE	Profile Code	Weight		
	5006	1,837	70,51	20,38



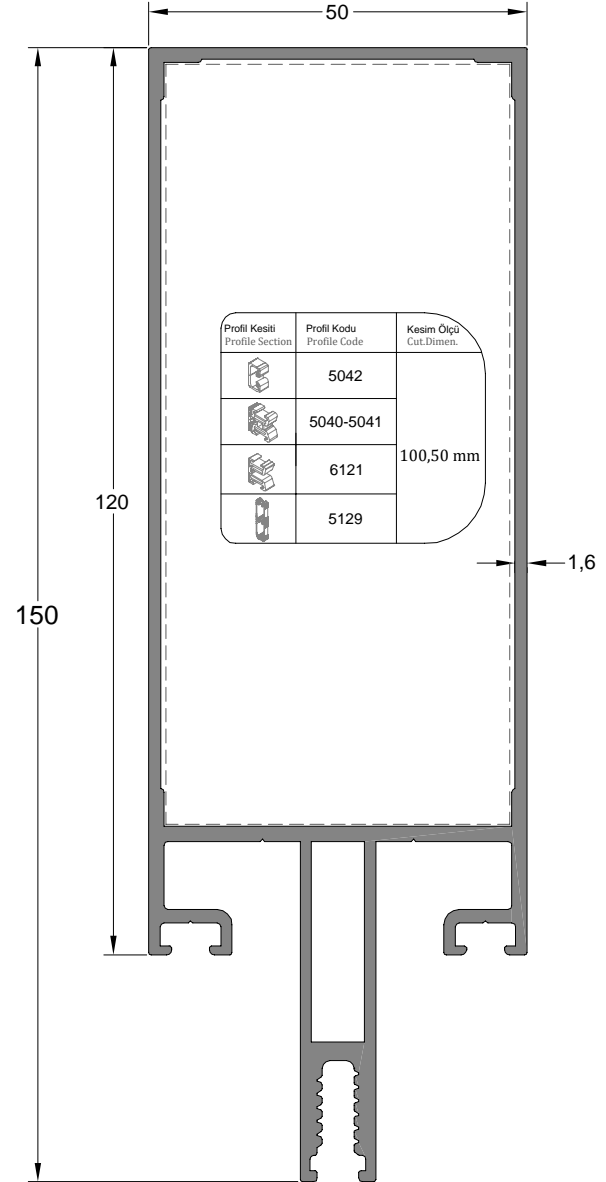
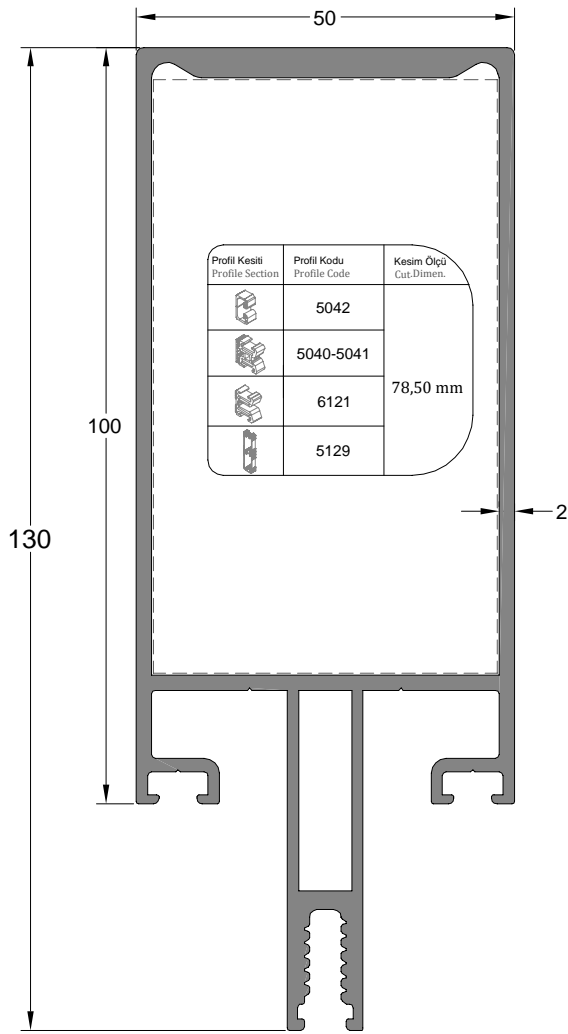
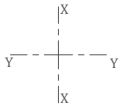
Dü ey Profili VERTICAL PROFILE	Profil Kodu Profile Code	(kg/mt) Weight	Jx cm ⁴	Jy cm ⁴
	5007	1,988	79,59	23,33

Dü ey Profili VERTICAL PROFILE	Profil Kodu Profile Code	(kg/mt) Weight	Jx cm ⁴	Jy cm ⁴
	13083	1,934	97,30	22,49



Dü ey Profili VERTICAL PROFILE	Profil Kodu Profile Code	(kg/mt) Weight	Jx cm ⁴	Jy cm ⁴
	5004	2,012	115,60	23,91

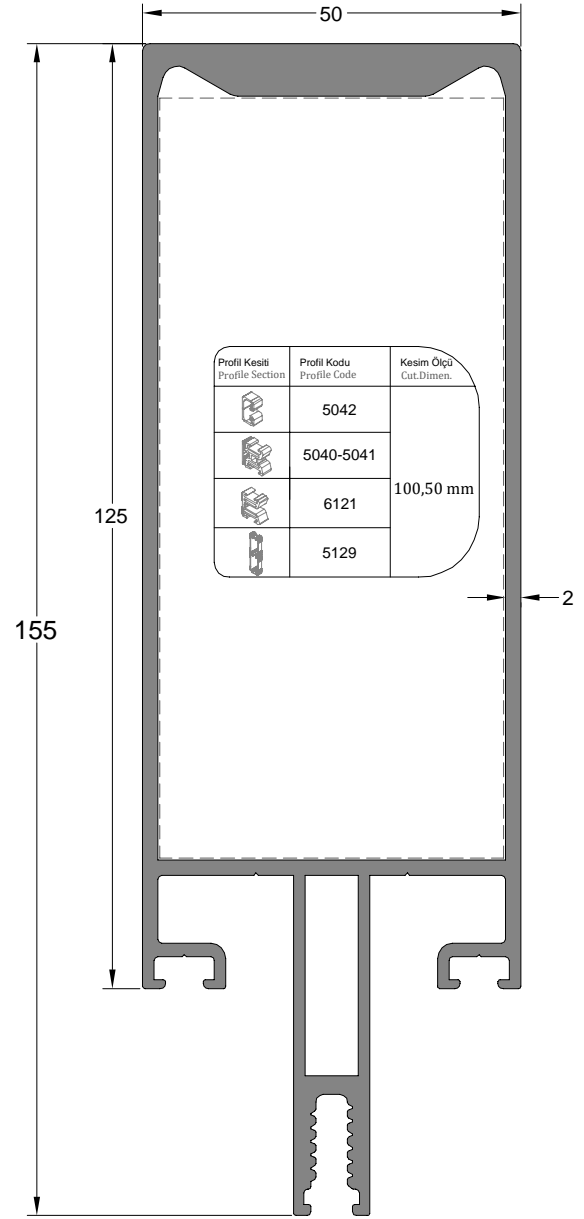
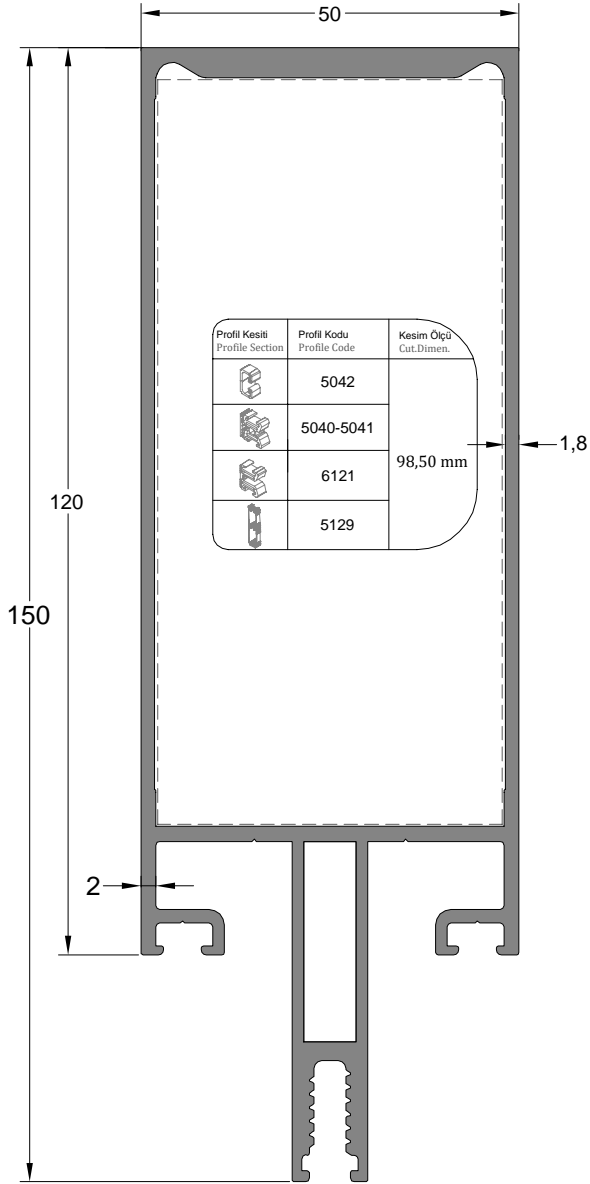
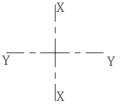
Dü ey Profili VERTICAL PROFILE	Profil Kodu Profile Code	(kg/mt) Weight	Jx cm ⁴	Jy cm ⁴
	5127	2,109	122,62	26,38



Dü ey Profili VERTICAL PROFILE	Profil Kodu Profile Code	(kg/mt) Weight	Jx cm ⁴	Jy cm ⁴
	5005	2,411	154,66	28,93

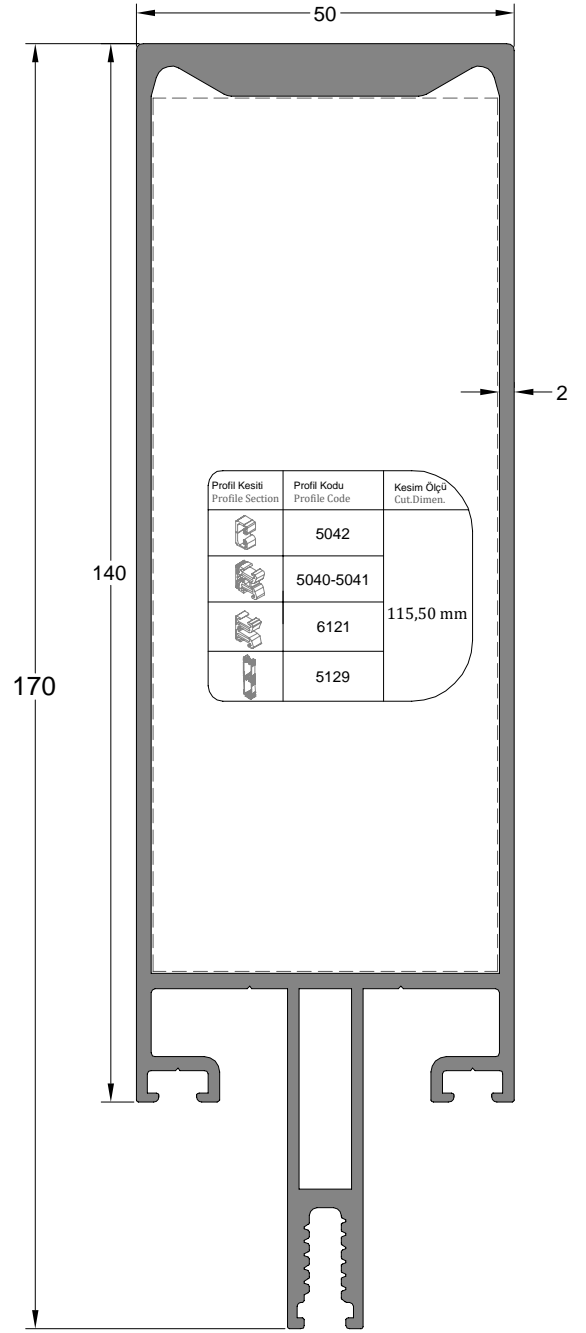
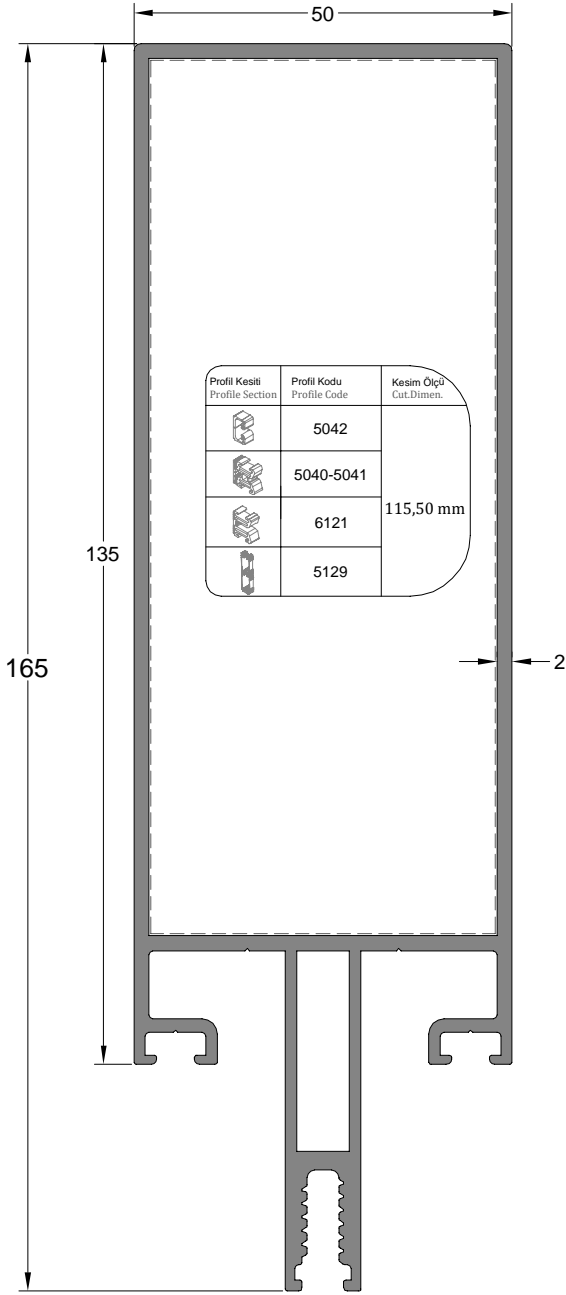
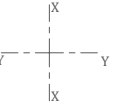
Dü ey Profili VERTICAL PROFILE	Profil Kodu Profile Code	(kg/mt) Weight	Jx cm ⁴	Jy cm ⁴
	5002	2,185	175,26	28,51

** Her profil için minimum sipari 300 kg'dır.
** Minimum order quantity is 300 kg per profile.



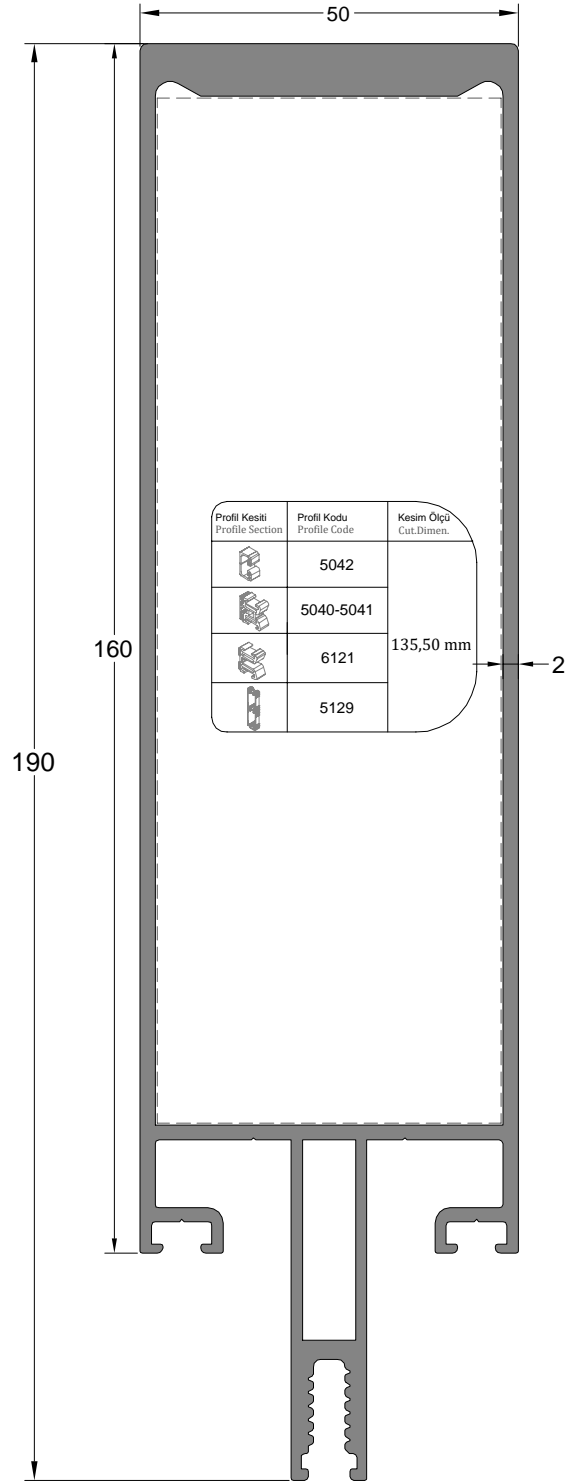
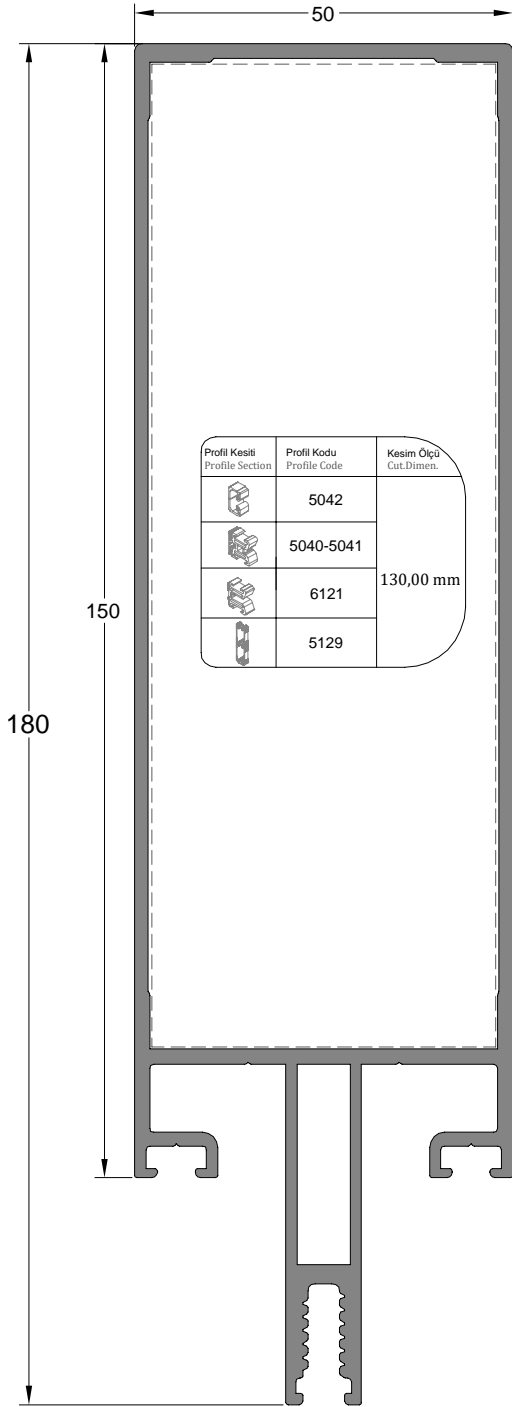
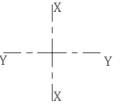
Dü ey Profili VERTICAL PROFILE	Profil Kodu Profile Code	(kg/mt) Weight	Jx cm ⁴	Jy cm ⁴
	13085	2,531	226,92	31,62

Dü ey Profili VERTICAL PROFILE	Profil Kodu Profile Code	(kg/mt) Weight	Jx cm ⁴	Jy cm ⁴
	5003	2,970	298,40	35,99



Dü ey Profili VERTICAL PROFILE	Profil Kodu Profile Code	(kg/mt) Weight	Jx cm ⁴	Jy cm ⁴
	5000	2,585	254,82	35,99

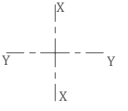
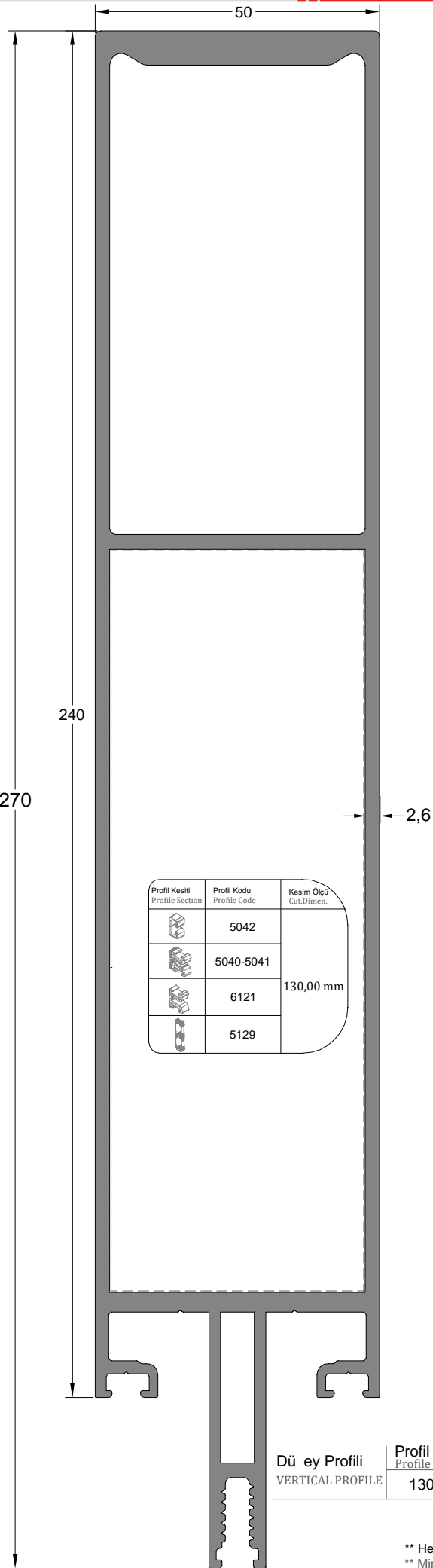
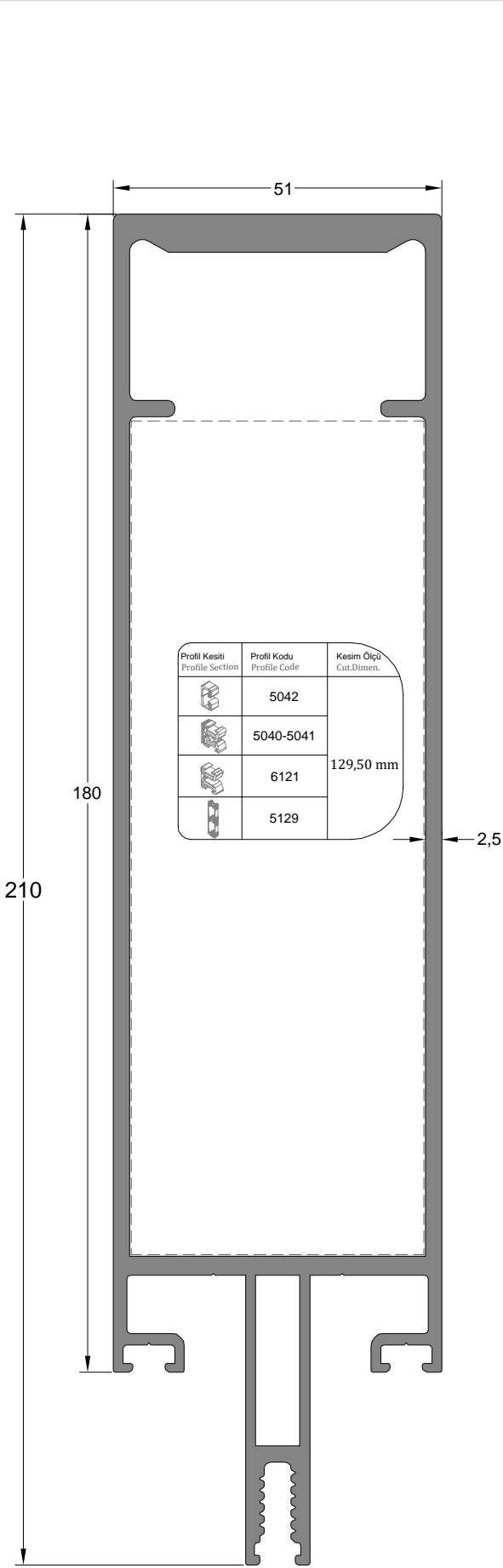
Dü ey Profili VERTICAL PROFILE	Profil Kodu Profile Code	(kg/mt) Weight	Jx cm ⁴	Jy cm ⁴
	5001	3,133	383,46	39,45



Dü ey Profili VERTICAL PROFILE	Profil Kodu Profile Code	(kg/mt) Weight	Jx cm ⁴	Jy cm ⁴
	5078	2,644	322,58	37,31

Dü ey Profili VERTICAL PROFILE	Profil Kodu Profile Code	(kg/mt) Weight	Jx cm ⁴	Jy cm ⁴
	12264	3,436	533,03	45,20

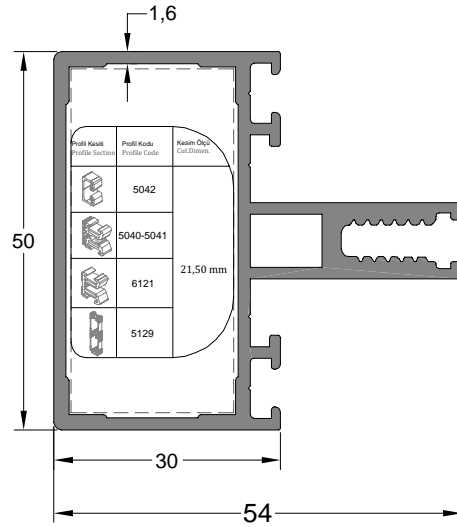
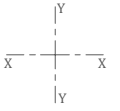
** Her profil için minimum sipari 300 kg'dır.
** Minimum order quantity is 300 kg per profile.



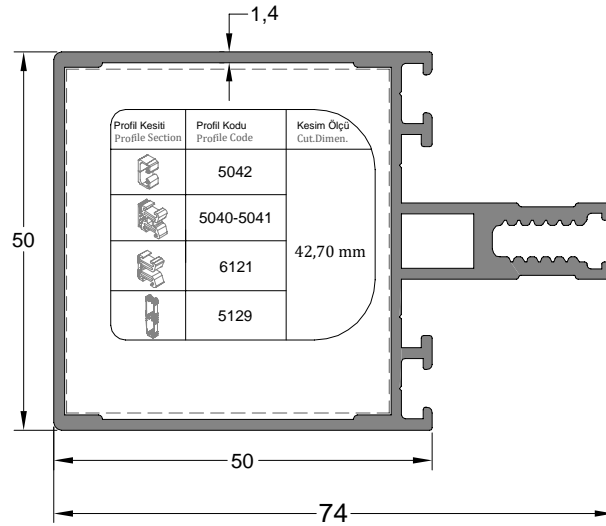
Dü ey Profili VERTICAL PROFILE	Profil Kodu Profile Code	(kg/mt) Weight	Jx cm ⁴	Jy cm ⁴
	5090	4,217	741,78	62,05

Dü ey Profili VERTICAL PROFILE	Profil Kodu Profile Code	(kg/mt) Weight	Jx cm ⁴	Jy cm ⁴
	13084	5,498	1523,69	80,15

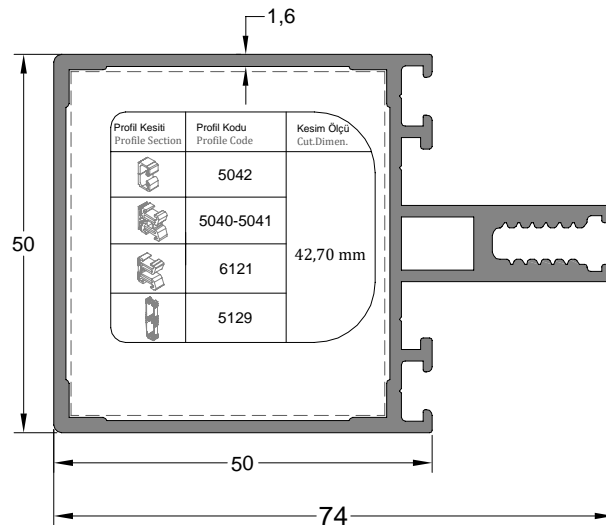
** Her profil için minimum sipari 300 kg'dır.
** Minimum order quantity is 300 kg per profile.



Yatay Profil HORIZONTAL PROFILE	Profil Kodu Profile Code	(kg/mt) Weight	Jx cm ⁴	Jy cm ⁴
	5013	1,130	9,85	10,25

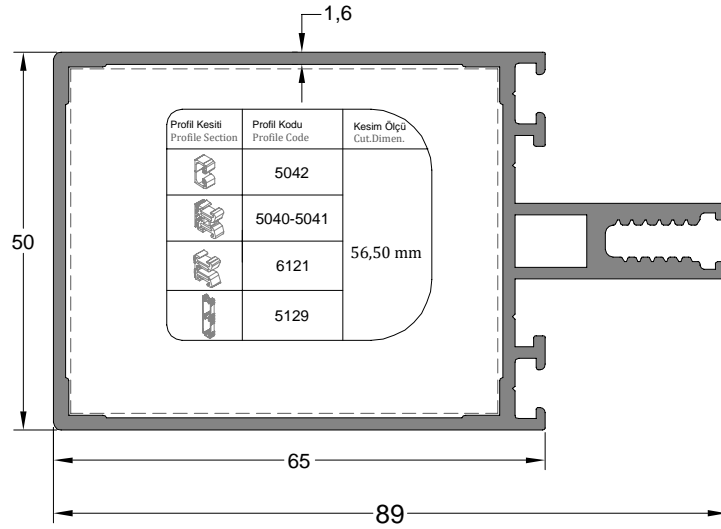
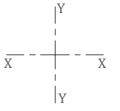


Yatay Profil HORIZONTAL PROFILE	Profil Kodu Profile Code	(kg/mt) Weight	Jx cm ⁴	Jy cm ⁴
	5122	1,166	12,13	22,44

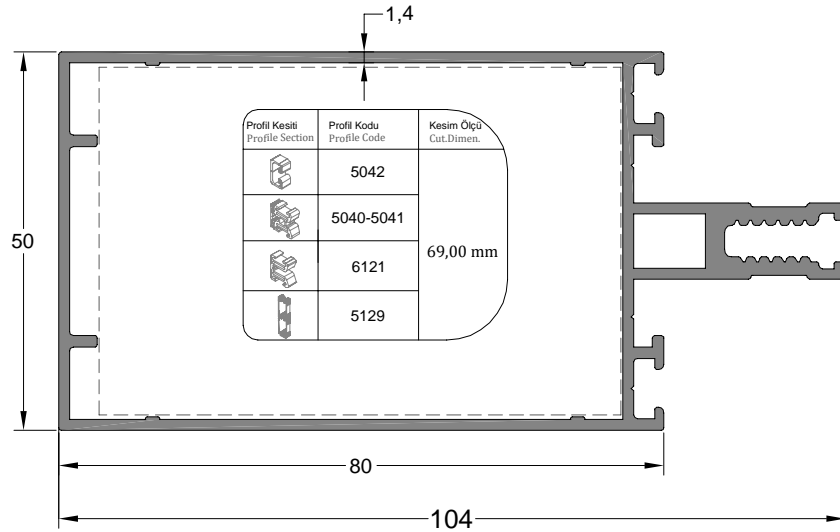


Yatay Profil HORIZONTAL PROFILE	Profil Kodu Profile Code	(kg/mt) Weight	Jx cm ⁴	Jy cm ⁴
	5012	1,302	13,60	25,15

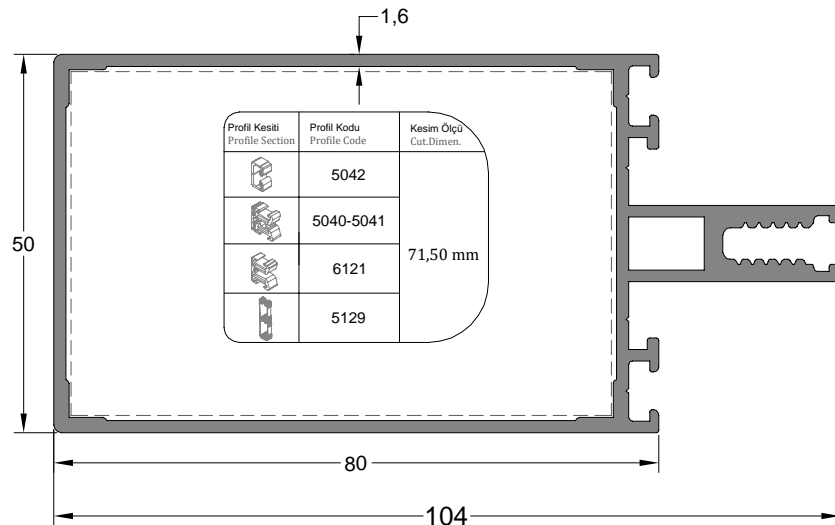
** Her profil için minimum sipari 300 kg'dır.
** Minimum order quantity is 300 kg per profile.



Yatay Profili HORIZONTAL PROFILE	Profil Kodu Profile Code	(kg/mt) Weight	Jx cm ⁴	Jy cm ⁴
	5011	1,432	16,42	42,33

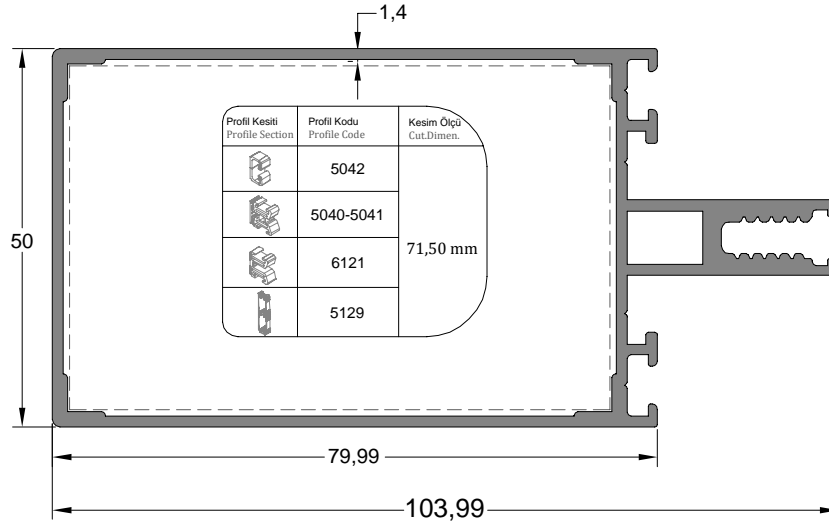
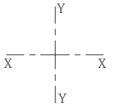


Yatay Profili HORIZONTAL PROFILE	Profil Kodu Profile Code	(kg/mt) Weight	Jx cm ⁴	Jy cm ⁴
	5120	1,401	16,83	59,73

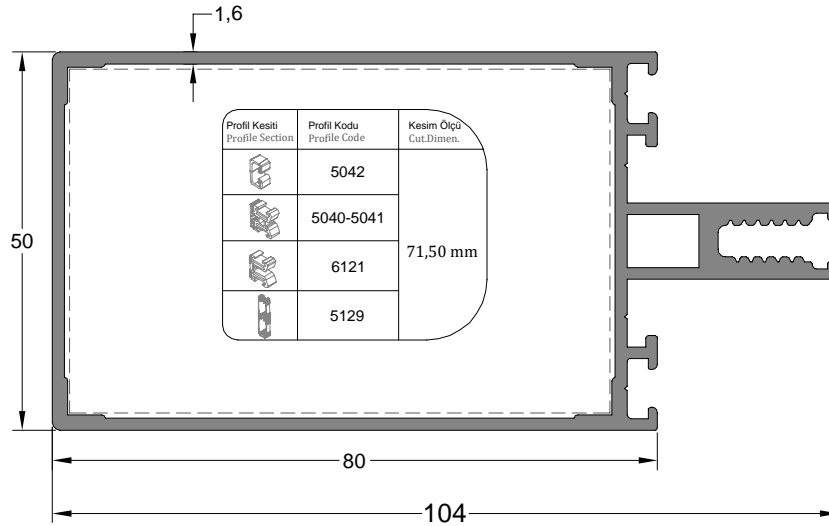


Yatay Profili HORIZONTAL PROFILE	Profil Kodu Profile Code	(kg/mt) Weight	Jx cm ⁴	Jy cm ⁴
	5010	1,560	19,23	65,25

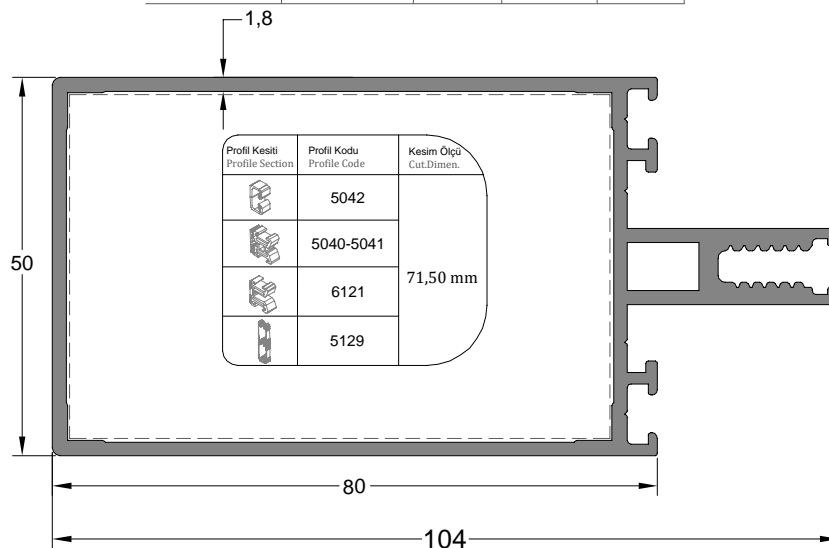
** Her profil için minimum sipari 300 kg'dır.
** Minimum order quantity is 300 kg per profile.



Yatay Profili HORIZONTAL PROFILE	Profil Kodu Profile Code	(kg/mt) Weight	Jx cm ⁴	Jy cm ⁴
	9650	1,448	17,65	61,56

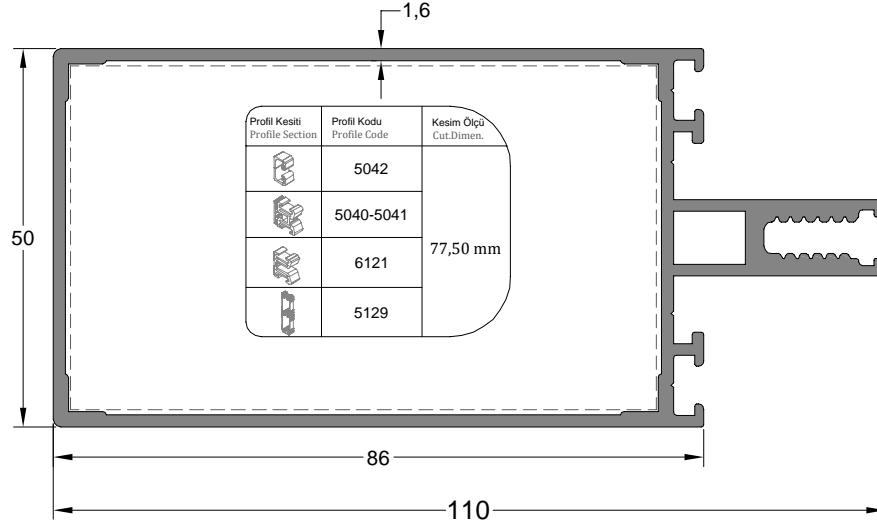


Yatay Profili HORIZONTAL PROFILE	Profil Kodu Profile Code	(kg/mt) Weight	Jx cm ⁴	Jy cm ⁴
	5126	1,560	19,23	65,32

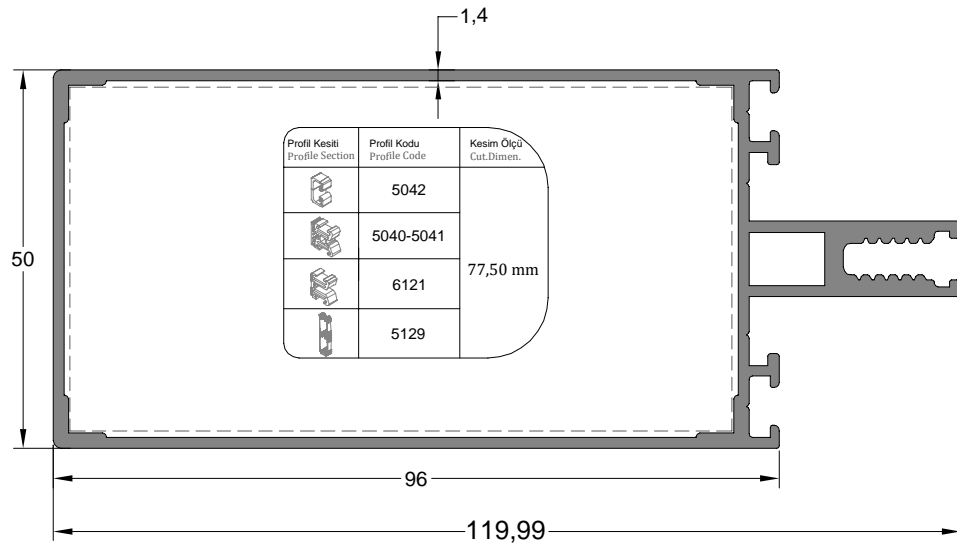


Yatay Profili HORIZONTAL PROFILE	Profil Kodu Profile Code	(kg/mt) Weight	Jx cm ⁴	Jy cm ⁴
	5125	1,685	20,74	69,30

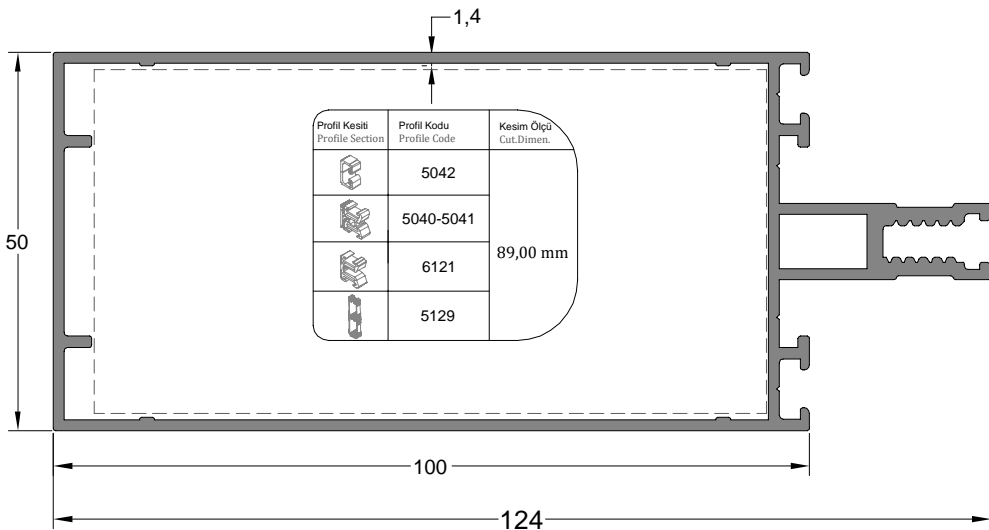
** Her profil için minimum sipari 300 kg'dır.
** Minimum order quantity is 300 kg per profile.



Yatay Profili HORIZONTAL PROFILE	Profil Kodu Profile Code	(kg/mt) Weight	Jx cm ⁴	Jy cm ⁴
	5121	1,615	20,35	76,26

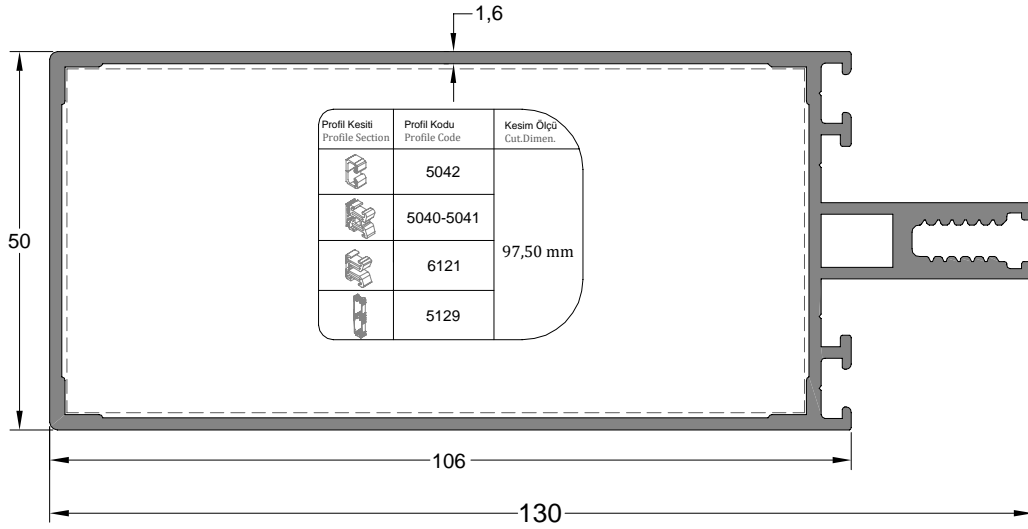


Yatay Profili HORIZONTAL PROFILE	Profil Kodu Profile Code	(kg/mt) Weight	Jx cm ⁴	Jy cm ⁴
	13087	1,572	20,35	91,02

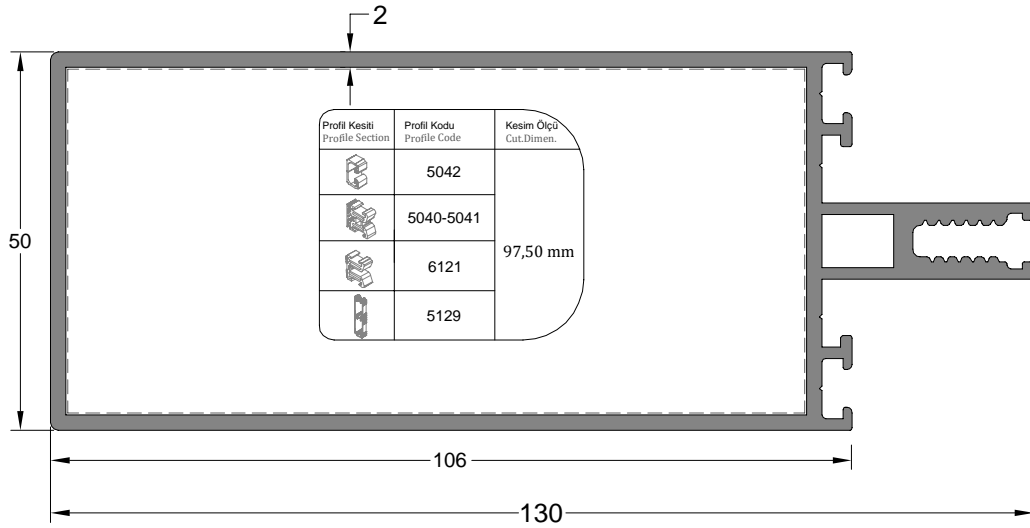


Yatay Profili HORIZONTAL PROFILE	Profil Kodu Profile Code	(kg/mt) Weight	Jx cm ⁴	Jy cm ⁴
	8454	1,549	20,13	95,28

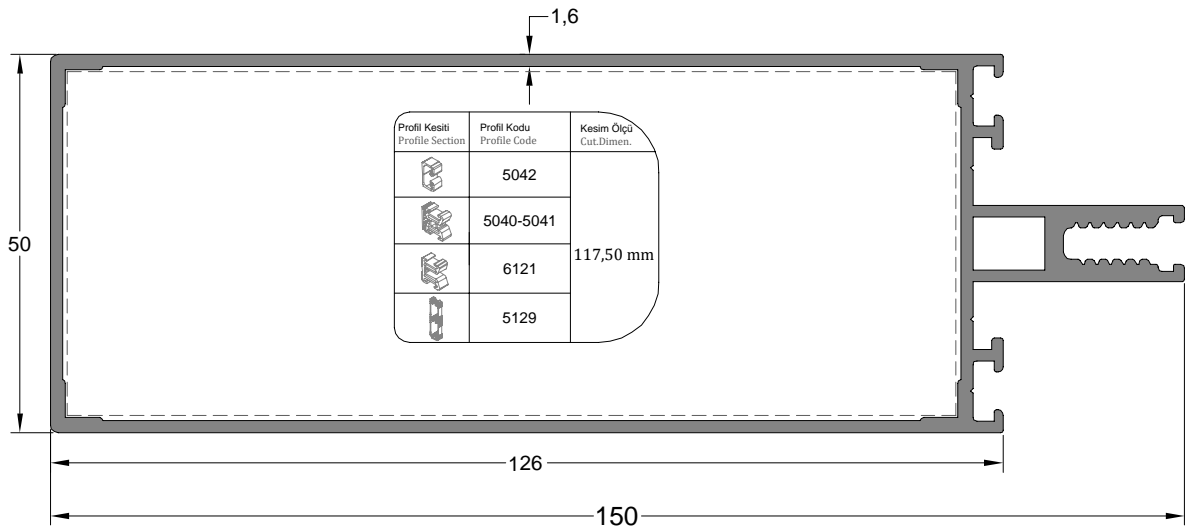
** Her profil için minimum sipari 300 kg'dır.
** Minimum order quantity is 300 kg per profile.



Yatay Profili HORIZONTAL PROFILE	Profil Kodu Profile Code	(kg/mt) Weight	Jx cm ⁴	Jy cm ⁴
	5096	1,789	24,10	120,60

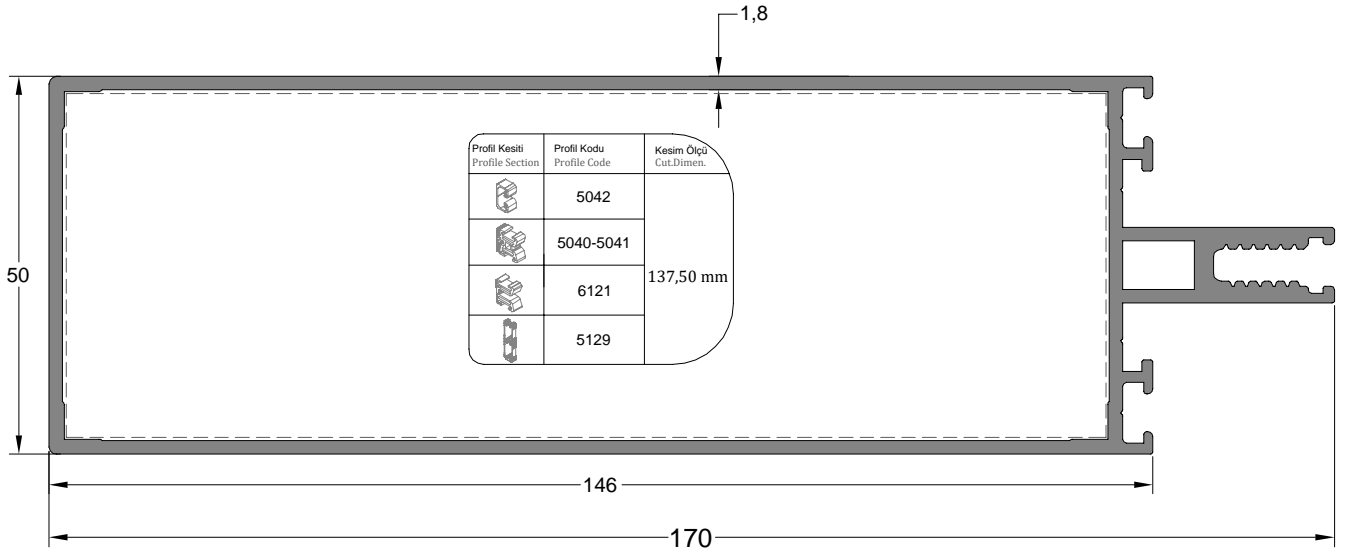
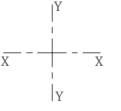


Yatay Profili HORIZONTAL PROFILE	Profil Kodu Profile Code	(kg/mt) Weight	Jx cm ⁴	Jy cm ⁴
	9733	2,055	28,22	134,45

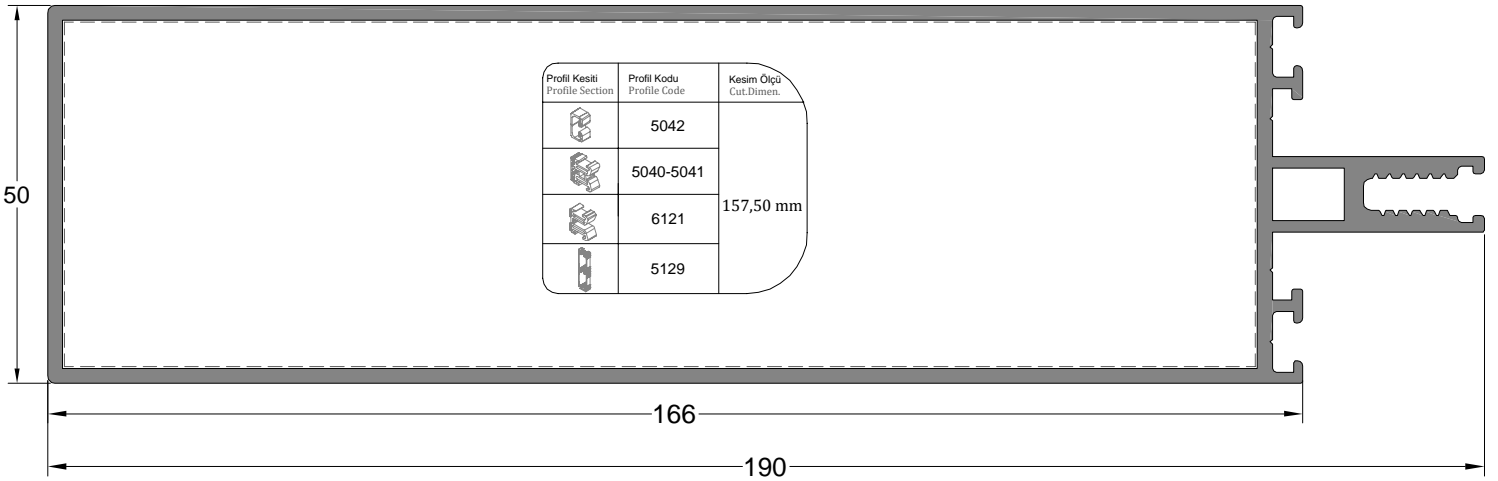


Yatay Profili HORIZONTAL PROFILE	Profil Kodu Profile Code	(kg/mt) Weight	Jx cm ⁴	Jy cm ⁴
	5095	1,961	27,85	178,01

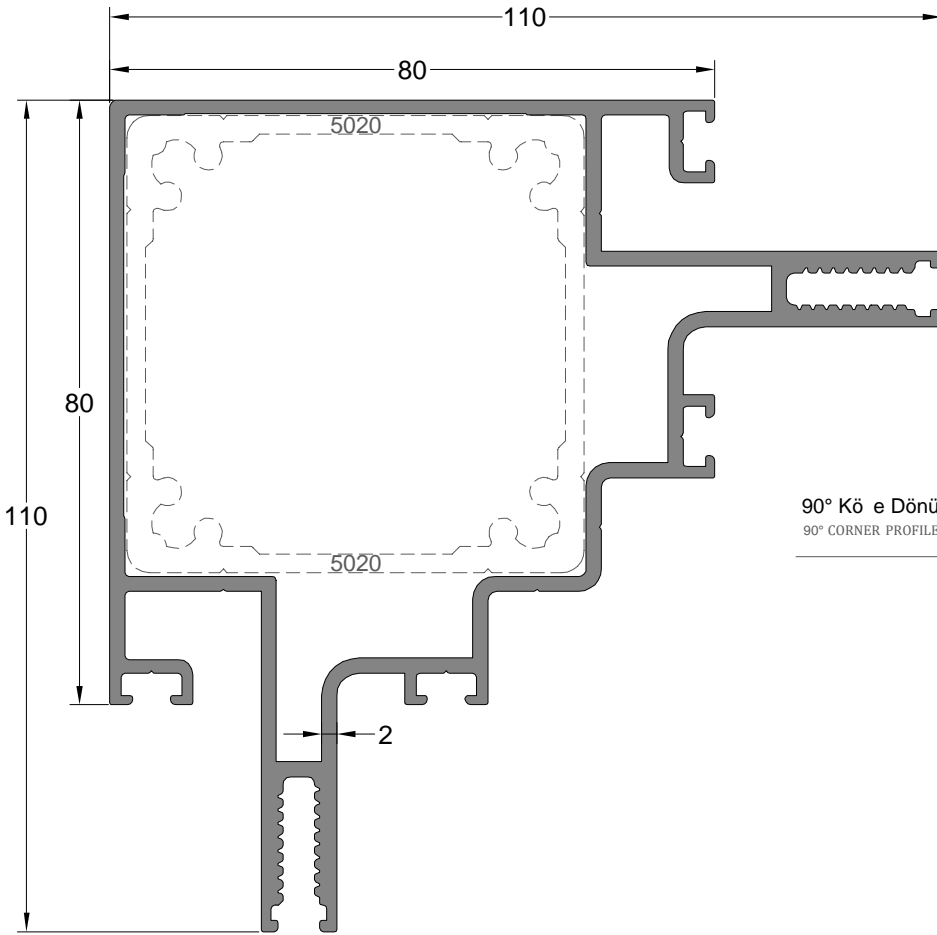
** Her profil için minimum sipari 300 kg'dır.
** Minimum order quantity is 300 kg per profile.



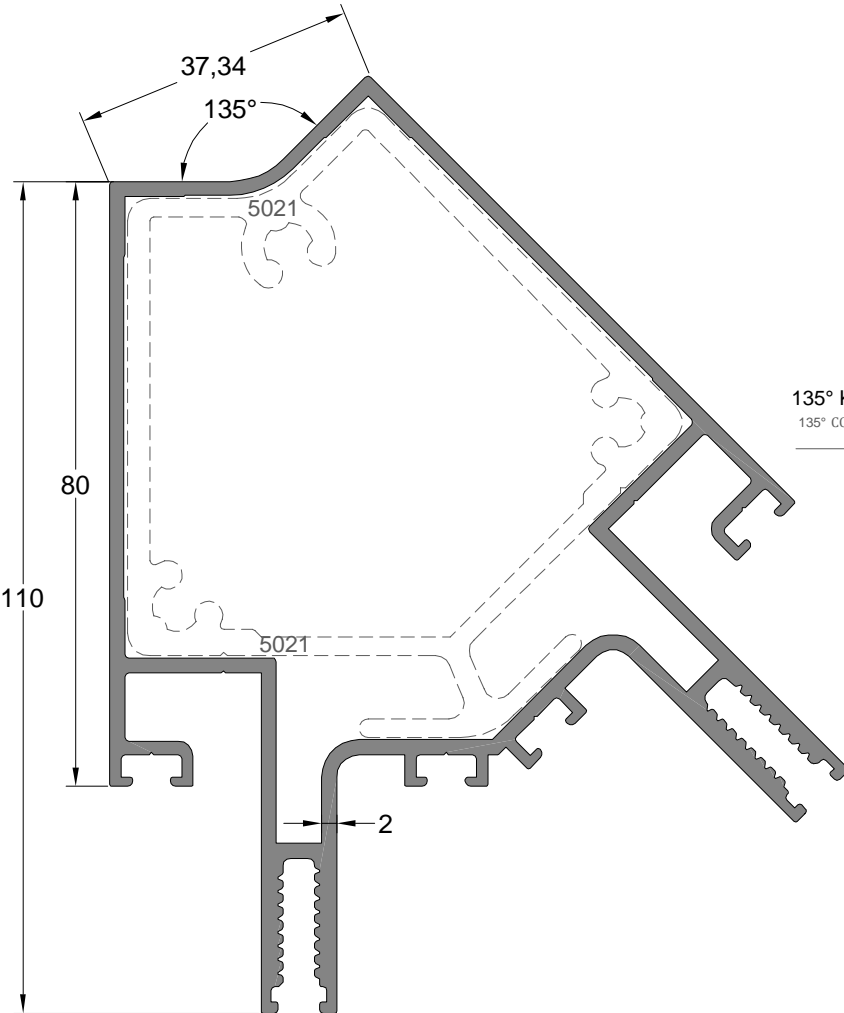
Yatay Profili HORIZONTAL PROFILE	Profil Kodu Profile Code	(kg/mt) Weight	Jx cm ⁴	Jy cm ⁴
	13086	2,329	34,55	267,72



Yatay Profili HORIZONTAL PROFILE	Profil Kodu Profile Code	(kg/mt) Weight	Jx cm ⁴	Jy cm ⁴
	12263	2,710	42,05	381,47

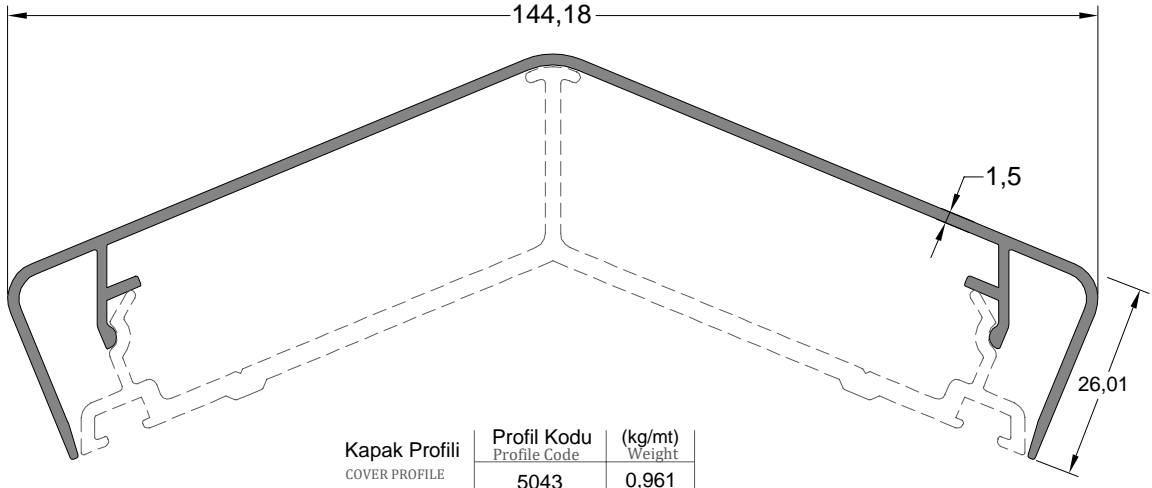
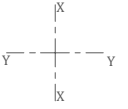


90° Kö e Dönü Profili	Profil Kodu Profile Code	(kg/mt) Weight	Jx cm ⁴	Jy cm ⁴
90° CORNER PROFILE	5014	2,750	107,39	107,39

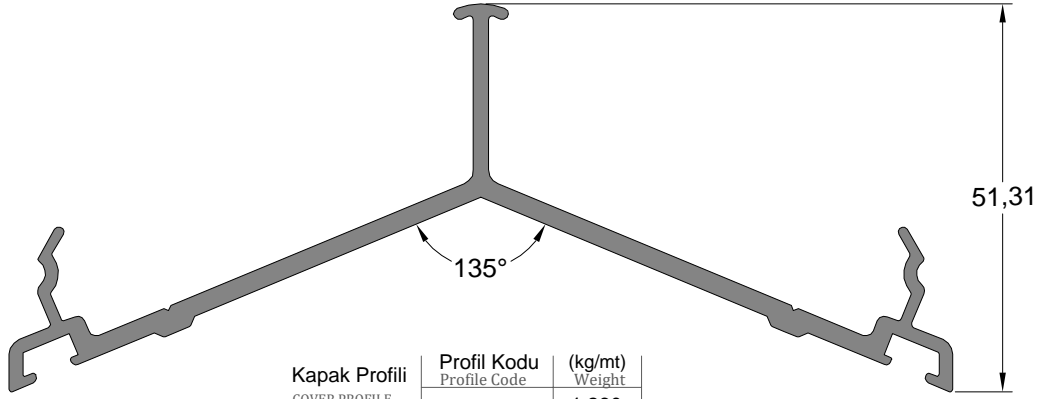


135° Kö e Dönü Profili	Profil Kodu Profile Code	(kg/mt) Weight	Jx cm ⁴	Jy cm ⁴
135° CORNER PROFILE	5015	2,703	107,39	107,39

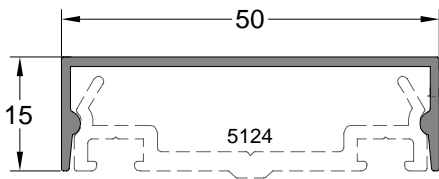
** Her profil için minimum sipari 300 kg'dır.
** Minimum order quantity is 300 kg per profile.



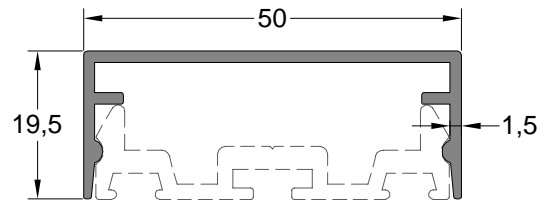
Kapak Profili COVER PROFILE	Profil Kodu Profile Code	(kg/mt) Weight
	5043	0,961



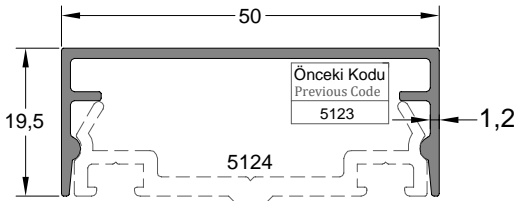
Kapak Profili COVER PROFILE	Profil Kodu Profile Code	(kg/mt) Weight
	5044	1,260



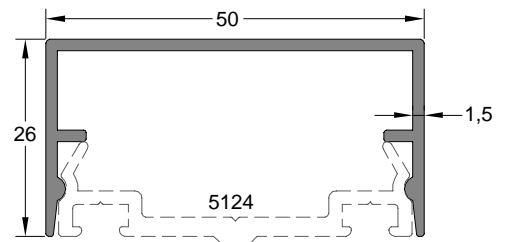
Kapak Profili COVER PROFILE	Profil Kodu Profile Code	(kg/mt) Weight
	13088	0,272



Kapak Profili COVER PROFILE	Profil Kodu Profile Code	(kg/mt) Weight
	2006	0,385

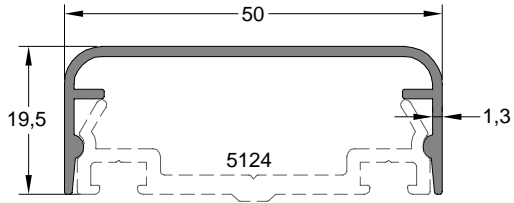


Kapak Profili COVER PROFILE	Profil Kodu Profile Code	(kg/mt) Weight
	5123	0,340

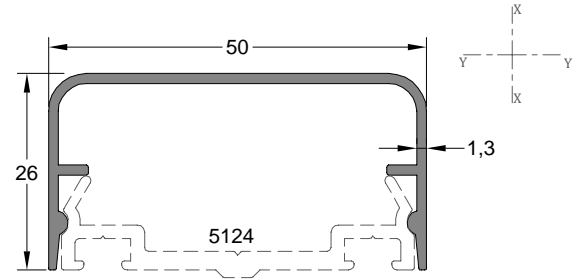


Kapak Profili COVER PROFILE	Profil Kodu Profile Code	(kg/mt) Weight
	2009	0,439

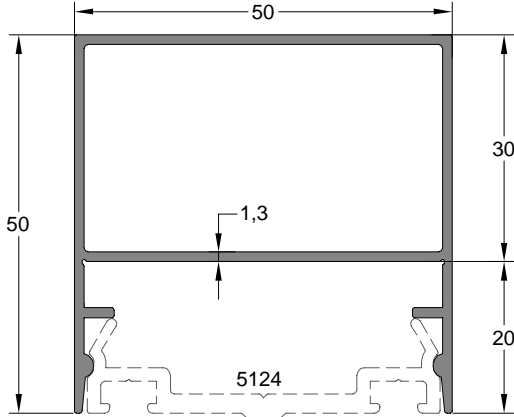
** Her profil için minimum sipari 300 kg'dır.
** Minimum order quantity is 300 kg per profile.



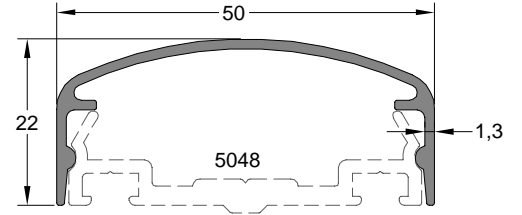
Kapak Profili	Profil Kodu	(kg/mt)
COVER PROFILE	Profile Code	Weight
	5046	0,334



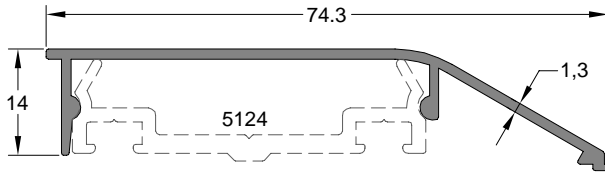
Kapak Profili	Profil Kodu	(kg/mt)
COVER PROFILE	Profile Code	Weight
	5045	0,380



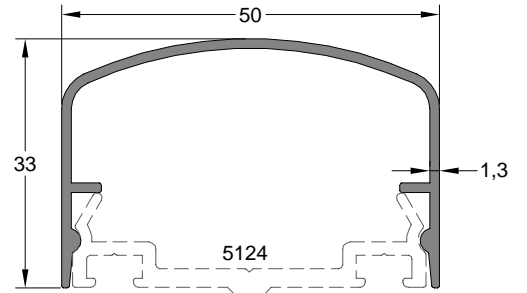
Kapak Profili	Profil Kodu	(kg/mt)
COVER PROFILE	Profile Code	Weight
	13089	0,728



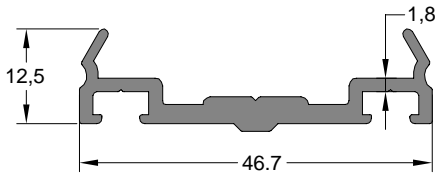
Kapak Profili	Profil Kodu	(kg/mt)
COVER PROFILE	Profile Code	Weight
	2049	0,331



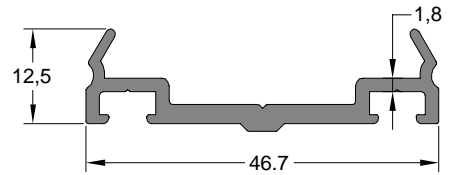
Kapak Profili	Profil Kodu	(kg/mt)
COVER PROFILE	Profile Code	Weight
	5047	0,369



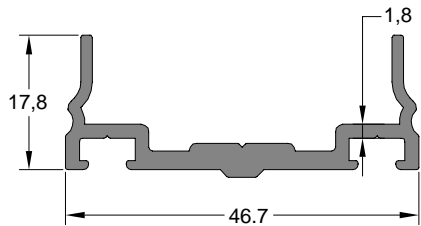
Kapak Profili	Profil Kodu	(kg/mt)
COVER PROFILE	Profile Code	Weight
	2050	0,403



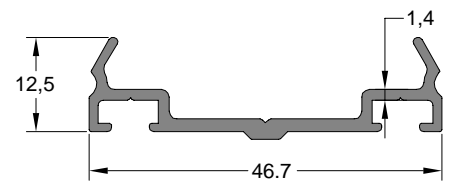
Kapak Altı Profili	Profil Kodu	(kg/mt)
COVER UNDER PROFILE	Profile Code	Weight
	5048	0,466



Kapak Altı Profili	Profil Kodu	(kg/mt)
COVER UNDER PROFILE	Profile Code	Weight
	5124	0,430

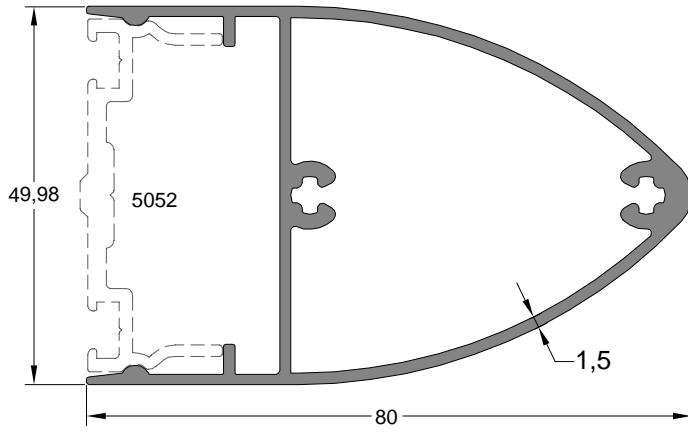
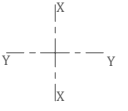


Kapak Altı Profili	Profil Kodu	(kg/mt)
COVER UNDER PROFILE	Profile Code	Weight
	5052	0,515

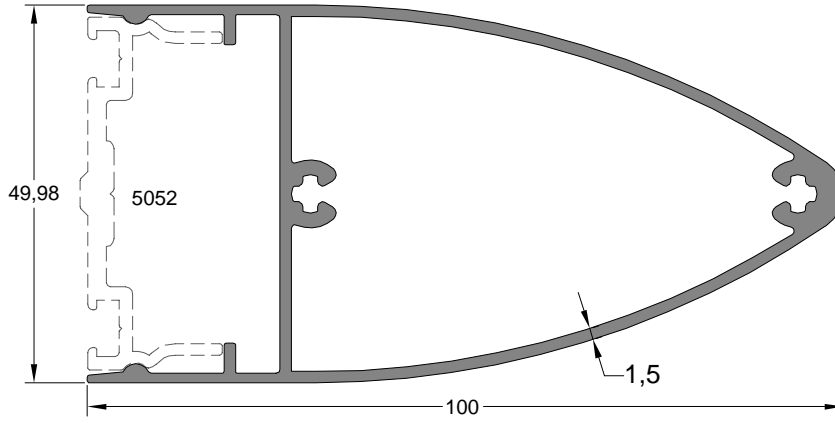


Kapak Altı Profili	Profil Kodu	(kg/mt)
COVER UNDER PROFILE	Profile Code	Weight
	7619	0,337

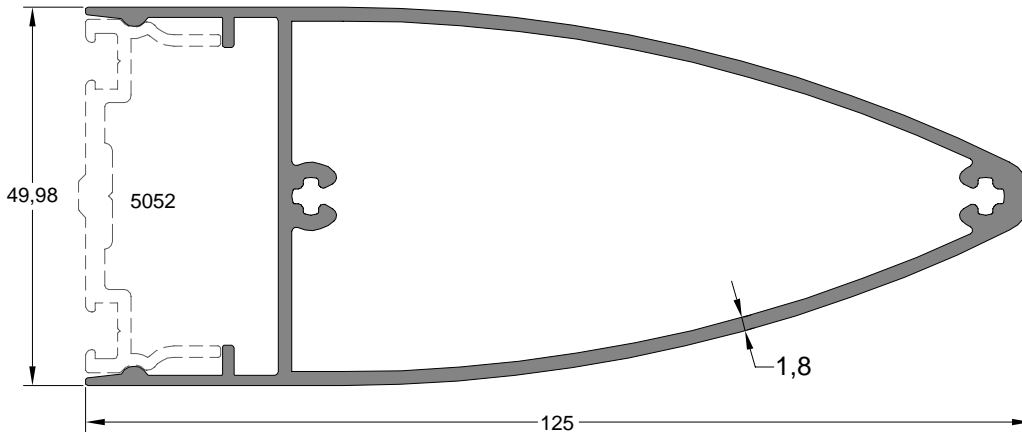
** Her profil için minimum sipari 300 kg'dır.
** Minimum order quantity is 300 kg per profile.



Badem Kapak Profili	Profil Kodu	(kg/mt)
CONVEX CORNER PROFILE	Profile Code	Weight
	5080	1,106

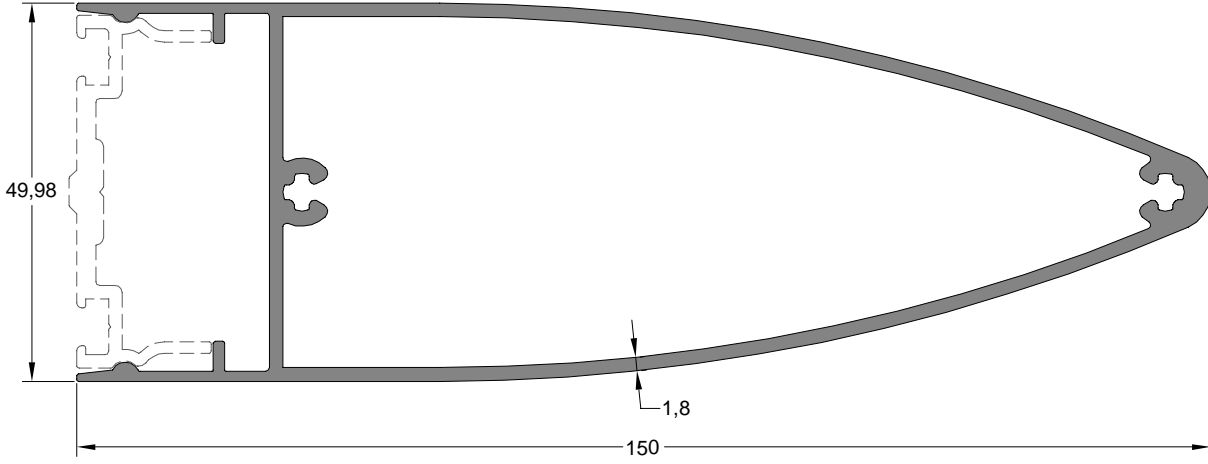
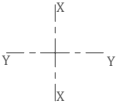


Badem Kapak Profili	Profil Kodu	(kg/mt)
CONVEX CORNER PROFILE	Profile Code	Weight
	5051	1,253

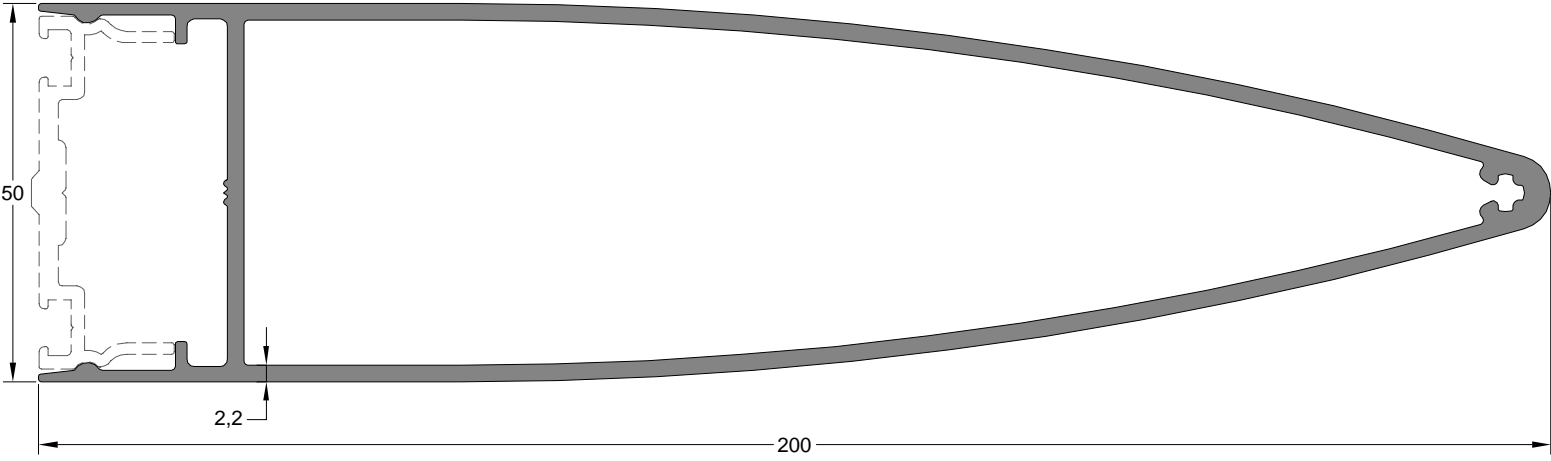


Badem Kapak Profili	Profil Kodu	(kg/mt)
CONVEX CORNER PROFILE	Profile Code	Weight
	5050	1,635

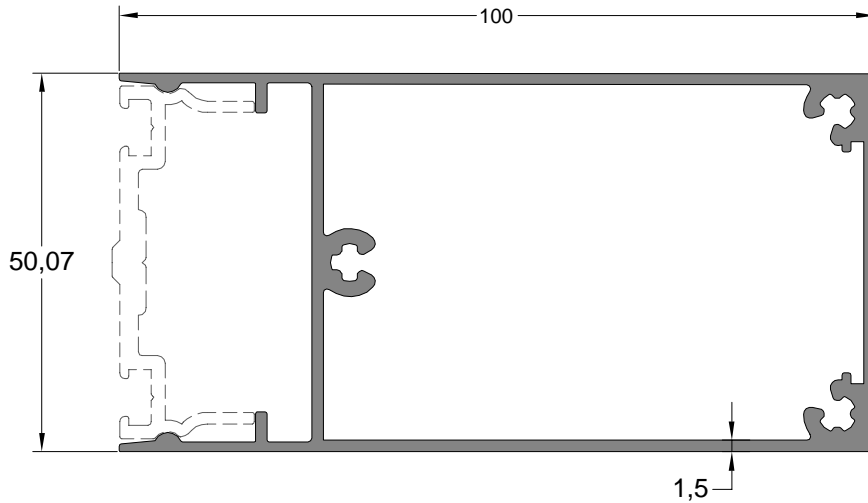
** Her profil için minimum sipari 300 kg'dır.
** Minimum order quantity is 300 kg per profile.



Badem Kapak Profili	Profil Kodu	(kg/mt)
CONVEX CORNER PROFILE	Profile Code	Weight
	5049	1,874

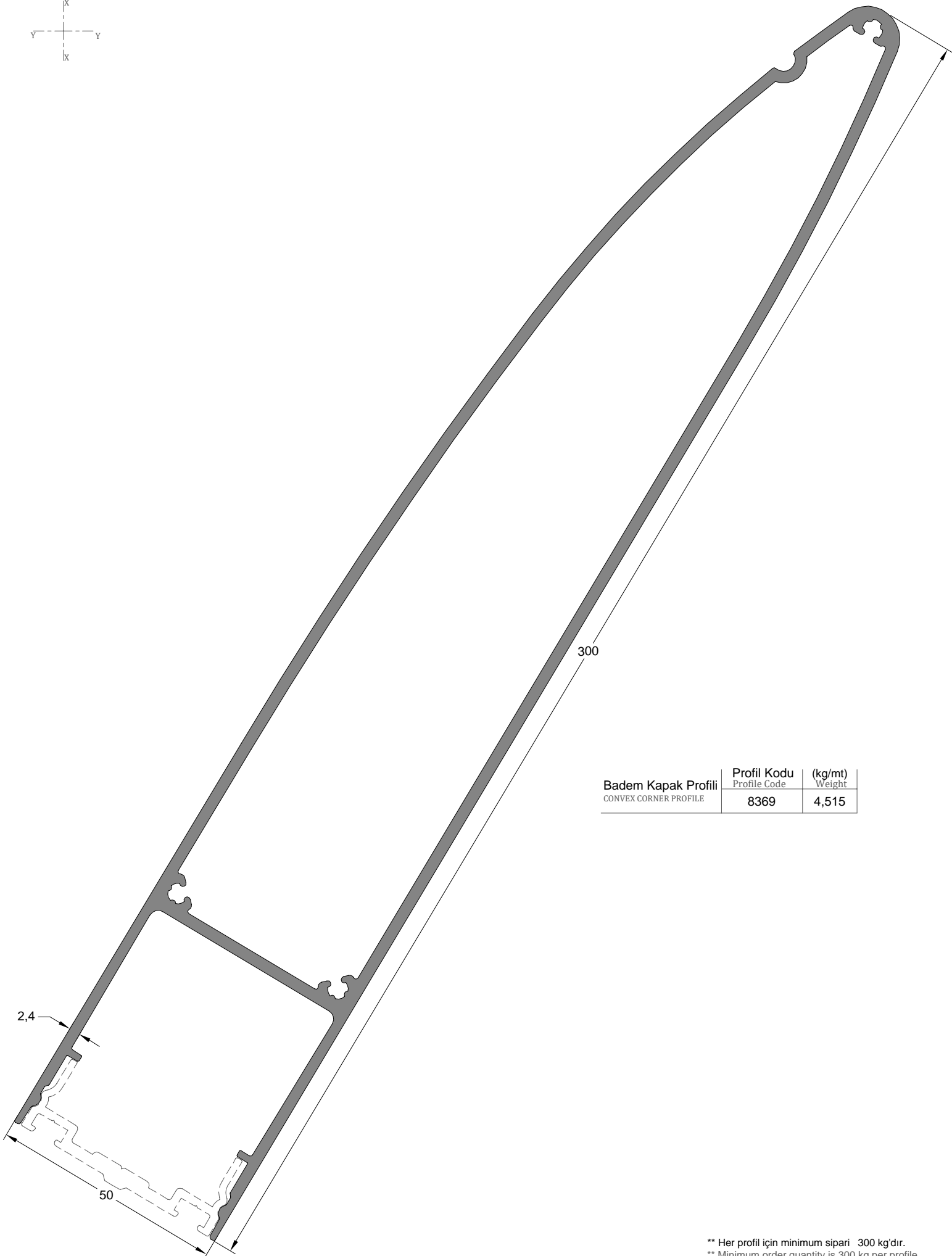
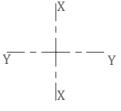


Badem Kapak Profili	Profil Kodu	(kg/mt)
CONVEX CORNER PROFILE	Profile Code	Weight
	10065	2,719



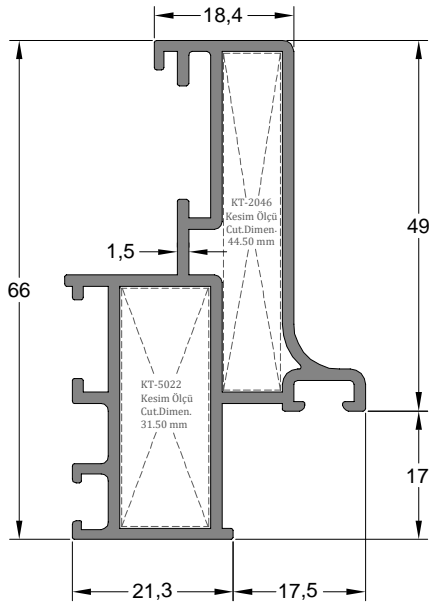
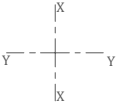
Badem Kapak Profili	Profil Kodu	(kg/mt)
ALMOND COVER PROFILE	Profile Code	Weight
	9691	1,498

** Her profil için minimum sipari 300 kg'dır.
** Minimum order quantity is 300 kg per profile.



Badem Kapak Profili CONVEX CORNER PROFILE	Profil Kodu	(kg/mt)
	Profile Code	Weight
	8369	4,515

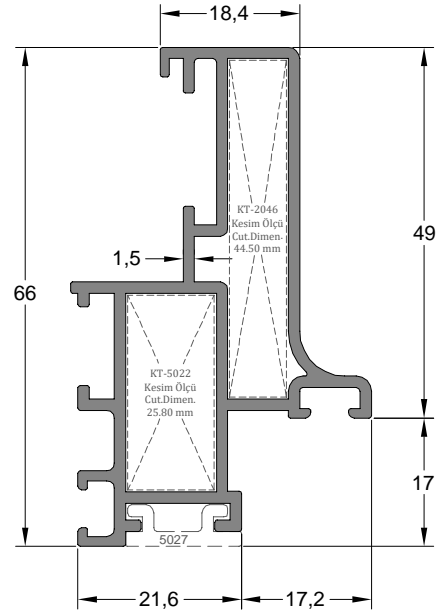
** Her profil için minimum sipari 300 kg'dır.
** Minimum order quantity is 300 kg per profile.



*ELOKSALLI PROFİL

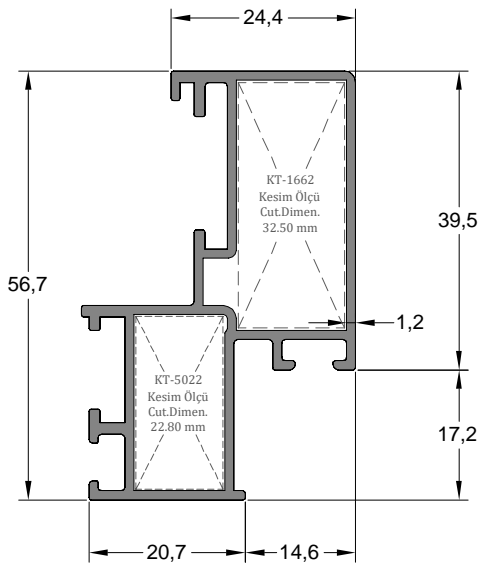
Kaset Profili	Profil Kodu	(kg/mt)	Jx cm ⁴	Jy cm ⁴
CASEDDE PROFILE	Profile Code	Weight		
	5088	1,027	14,72	3,63

(5065-5066)-(5065-5067) profiller ile çalı maktadır.



Kaset Profili	Profil Kodu	(kg/mt)	Jx cm ⁴	Jy cm ⁴
CASEDDE PROFILE	Profile Code	Weight		
	5028	1,037	14,32	3,66

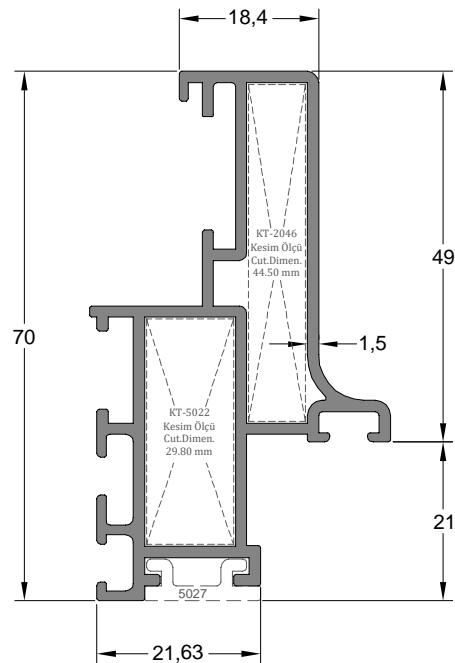
(5065-5066)-(5065-5067) profiller ile çalı maktadır.



*MAT ELOKSAL PROFİL

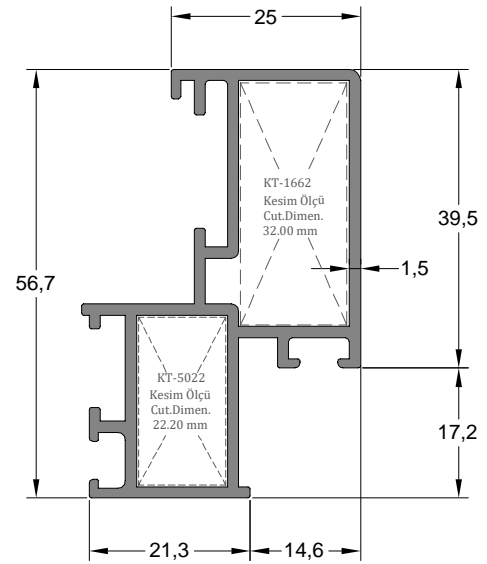
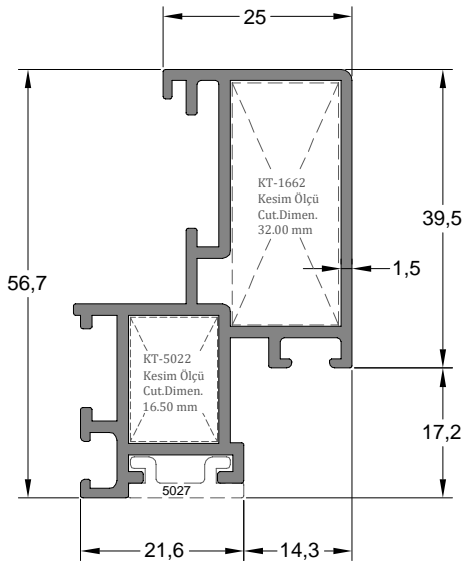
Kaset Profili	Profil Kodu	(kg/mt)	Jx cm ⁴	Jy cm ⁴
CASEDDE PROFILE	Profile Code	Weight		
	5093	0,766	8,86	3,21

(5064-5066)-(5064-5067) profiller ile çalı maktadır.



Kaset Profili	Profil Kodu	(kg/mt)	Jx cm ⁴	Jy cm ⁴
CASEDDE PROFILE	Profile Code	Weight		
	5031	1,093	16,71	3,98

(5063-5066)-(5063-5067) profiller ile çalı maktadır.



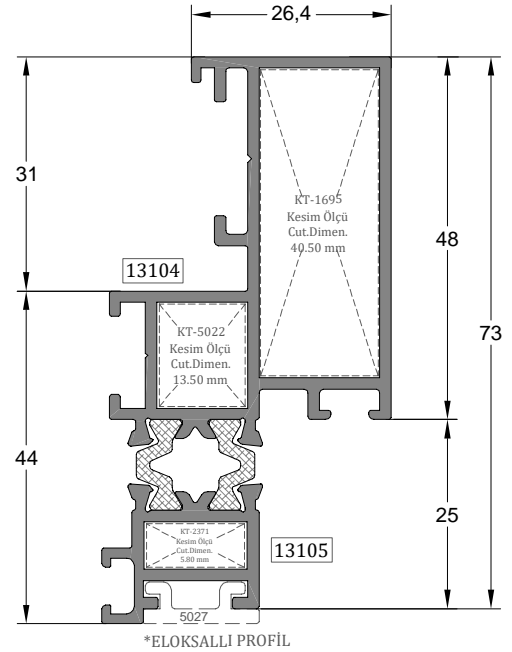
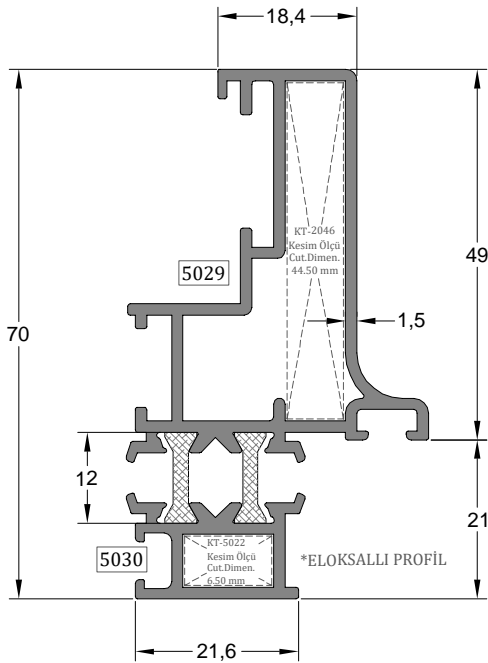
*ELOKSALLI PROFİL

Kaset Profili	Profil Kodu	(kg/mt)	Jx cm ⁴	Jy cm ⁴
CASEDDE PROFILE	Profile Code	Weight		
	5062	0,918	10,08	3,91

(5064-5066)-(5064-5067) profiller ile çalı maktadır.

Kaset Profili	Profil Kodu	(kg/mt)	Jx cm ⁴	Jy cm ⁴
CASEDDE PROFILE	Profile Code	Weight		
	5081	0,908	10,46	3,87

(5064-5066)-(5064-5067) profiller ile çalı maktadır.



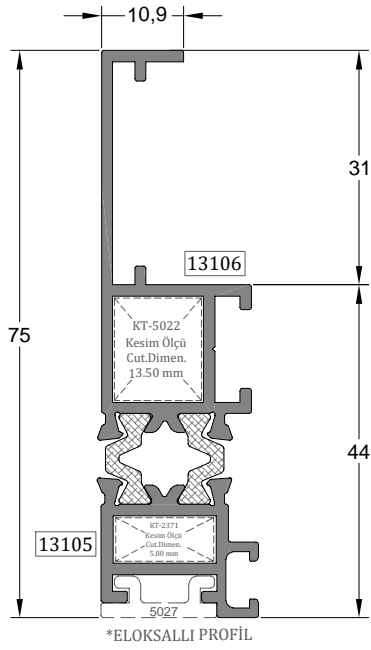
*ELOKSALLI PROFİL

Kaset Profili	Profil Kodu	(kg/mt)	Jx cm ⁴	Jy cm ⁴
CASEDDE PROFILE	Profile Code	Weight		
	5029-5030-12	1,250	20,07	4,50

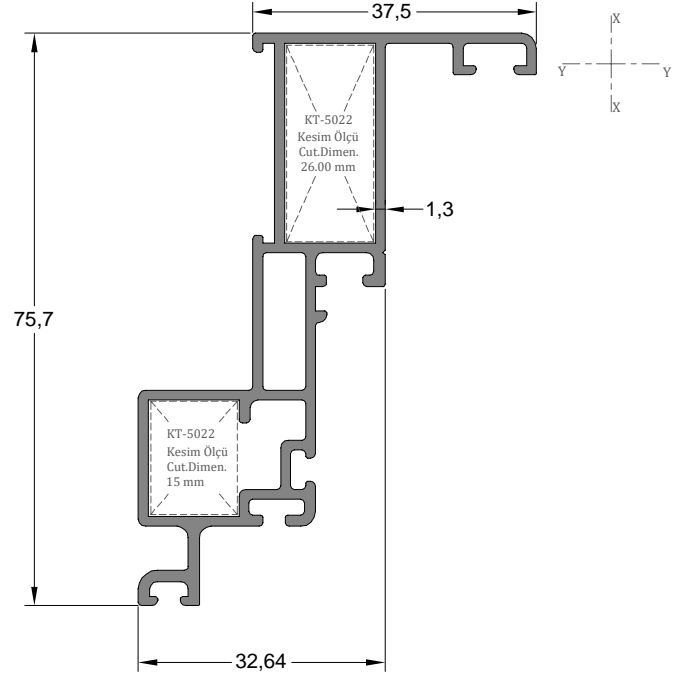
(5063-5066)-(5063-5067) profiller ile çalı maktadır.

Kaset Profili	Profil Kodu	(kg/mt)	Jx cm ⁴	Jy cm ⁴
CASEDDE PROFILE	Profile Code	Weight		
	13104-13105	1,327	22,01	5,74

** Her profil için minimum sipari 300 kg'dır.
** Minimum order quantity is 300 kg per profile.

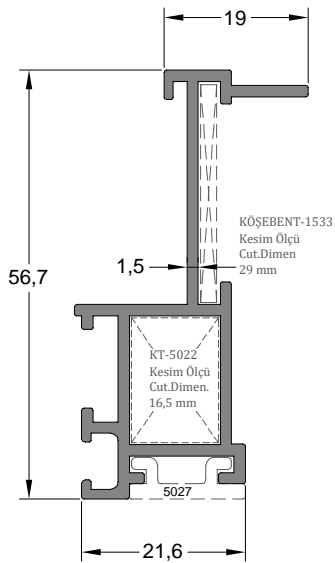


Kaset Profili CASEDDE PROFILE	Profil Kodu Profile Code	(kg/mt) Weight	Jx cm ⁴	Jy cm ⁴
	13105-13106	0,958	15,50	1,55



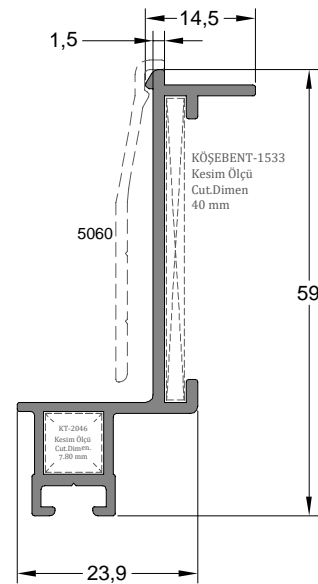
Tek Cam Kaset Profili SINGLE GLAZING CASEDDE PROFILE	Profil Kodu Profile Code	(kg/mt) Weight	Jx cm ⁴	Jy cm ⁴
	5099	1,013	21,37	5,55

5093-5061-5081 profiller ile uyumludur. 5119 profil ile çalı maktadır.



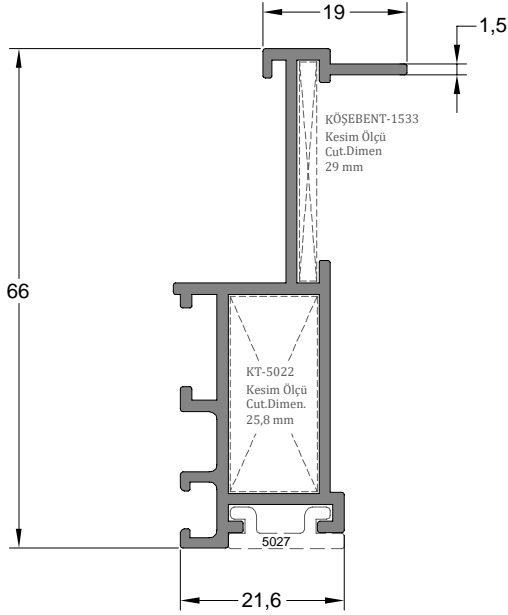
Tek Cam Kaset Profili SINGLE GLAZING CASEDDE PROFILE	Profil Kodu Profile Code	(kg/mt) Weight	Jx cm ⁴	Jy cm ⁴
	5068	0,634	7,65	1,11

5093-5062-5081 profiller ile uyumludur.



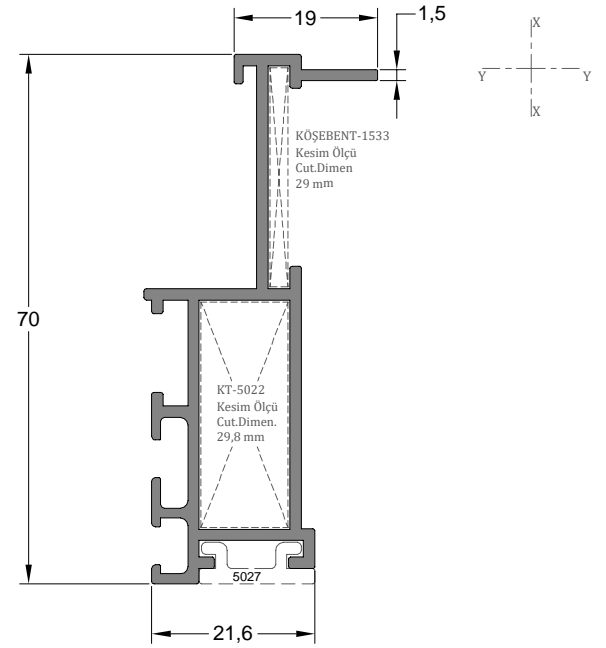
Tek Cam ve Spandrel Panel Kaset Profili CASEDDE PROFILE	Profil Kodu Profile Code	(kg/mt) Weight	Jx cm ⁴	Jy cm ⁴
	5056	0,478	6,57	1,00

** Her profil için minimum sipari 300 kg'dır.
** Minimum order quantity is 300 kg per profile.



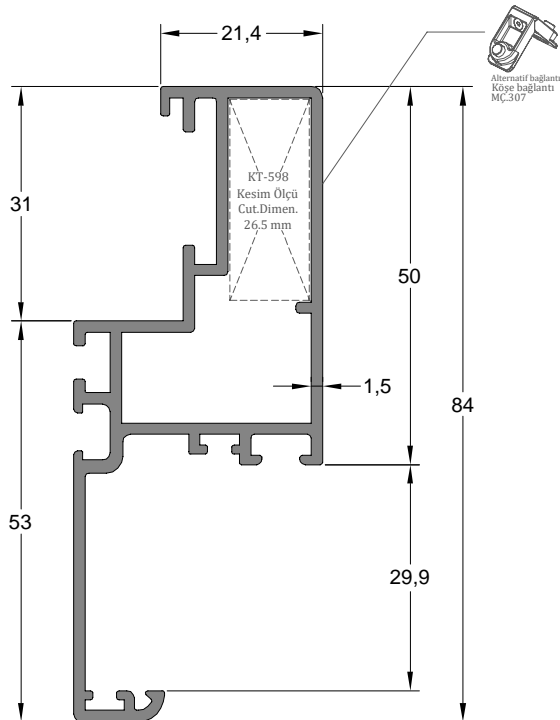
Tek Cam Kaset Profili	Profil Kodu	(kg/mt)	Jx cm ⁴	Jy cm ⁴
SINGLE GLAZING CASEDDE PROFILE	Profile Code	Weight		
	5032	0,727	11,42	1,30

5028-5088 profiller ile uyumludur.

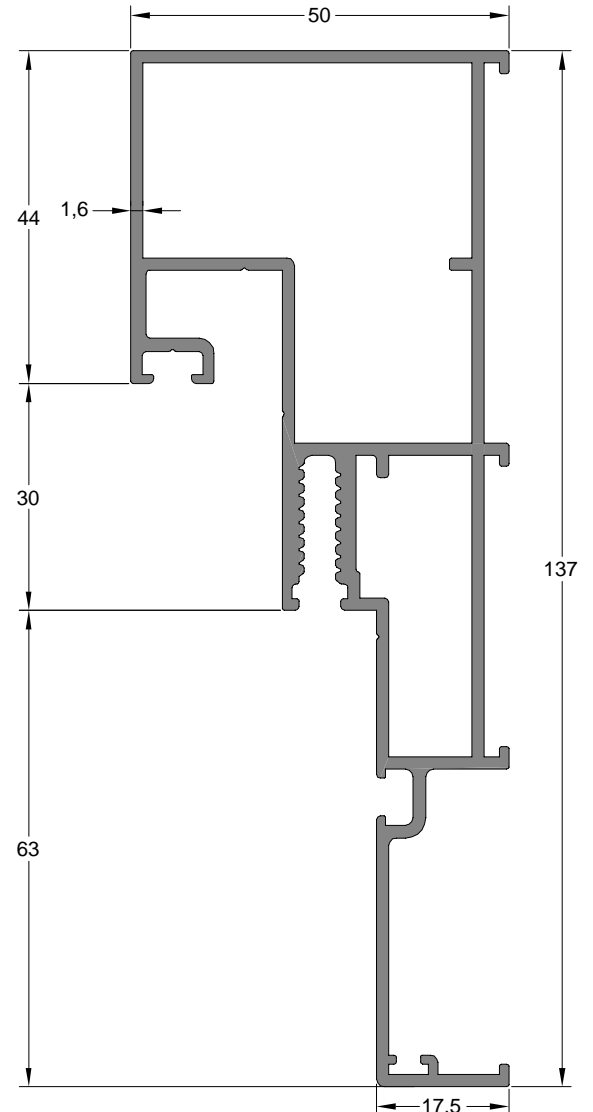


Tek Cam Kaset Profili	Profil Kodu	(kg/mt)	Jx cm ⁴	Jy cm ⁴
SINGLE GLAZING CASEDDE PROFILE	Profile Code	Weight		
	5071	0,783	13,54	1,47

5029-5030-5031 profiller ile uyumludur.

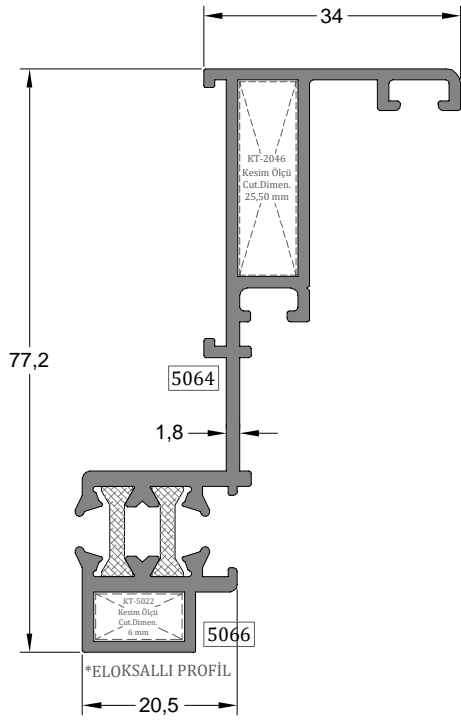


Tırnaklı Kaset Profili	Profil Kodu	(kg/mt)	Jx cm ⁴	Jy cm ⁴
CASEDDE PROFILE	Profile Code	Weight		
	5117	1,014	20,84	4,90



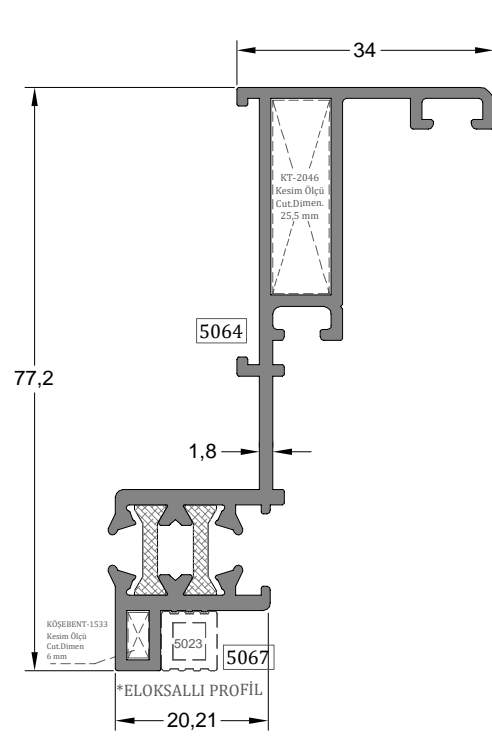
Tırnaklı Sistem Duvar Biti Profili	Profil Kodu	(kg/mt)	Jx cm ⁴	Jy cm ⁴
FINISH PROFILE	Profile Code	Weight		
	5114	1,974	105,46	16,73

** Her profil için minimum sipari 300 kg'dır.
** Minimum order quantity is 300 kg per profile.



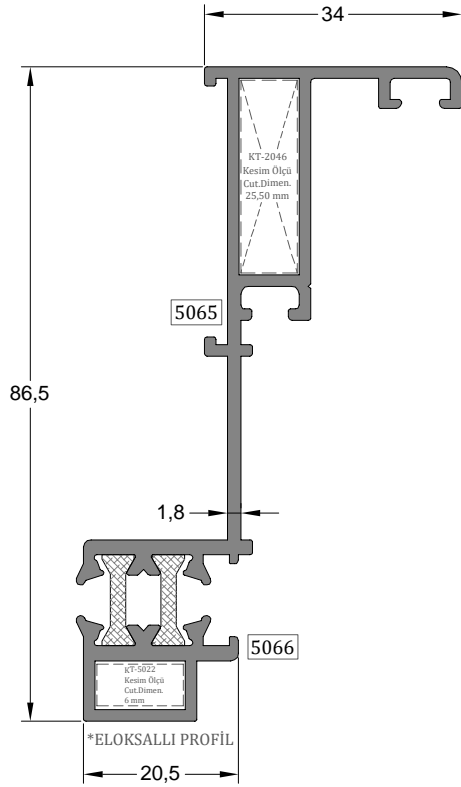
Kapaklı Cephe içi Kasa Profili FRAME PROFILE	Profil Kodu Profile Code	(kg/mt) Weight	Jx cm ⁴	Jy cm ⁴
	5064-5066	1,205	27,56	5,40

5093-5062-5081 profiller ile uyumludur.



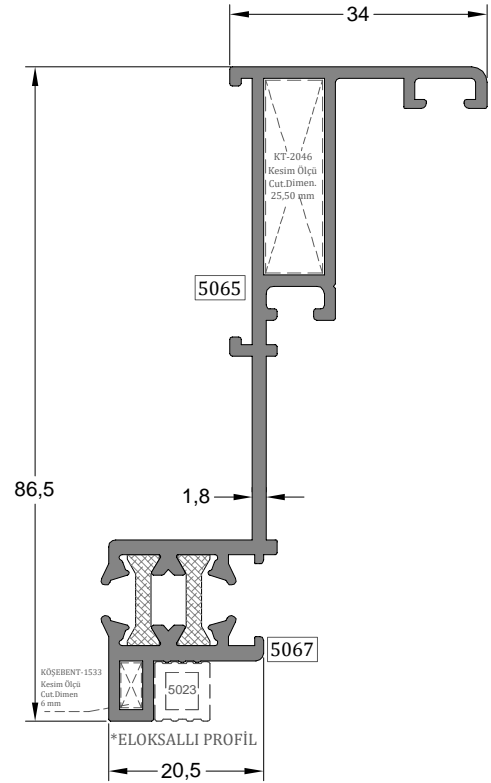
Yarı Kapaklı Cephe içi Kasa Profili FRAME PROFILE	Profil Kodu Profile Code	(kg/mt) Weight	Jx cm ⁴	Jy cm ⁴
	5064-5067	1,069	25,62	5,46

5093-5062-5081 profiller ile uyumludur.



Kapaklı Cephe içi Kasa Profili FRAME PROFILE	Profil Kodu Profile Code	(kg/mt) Weight	Jx cm ⁴	Jy cm ⁴
	5065-5066	1,250	37,26	5,40

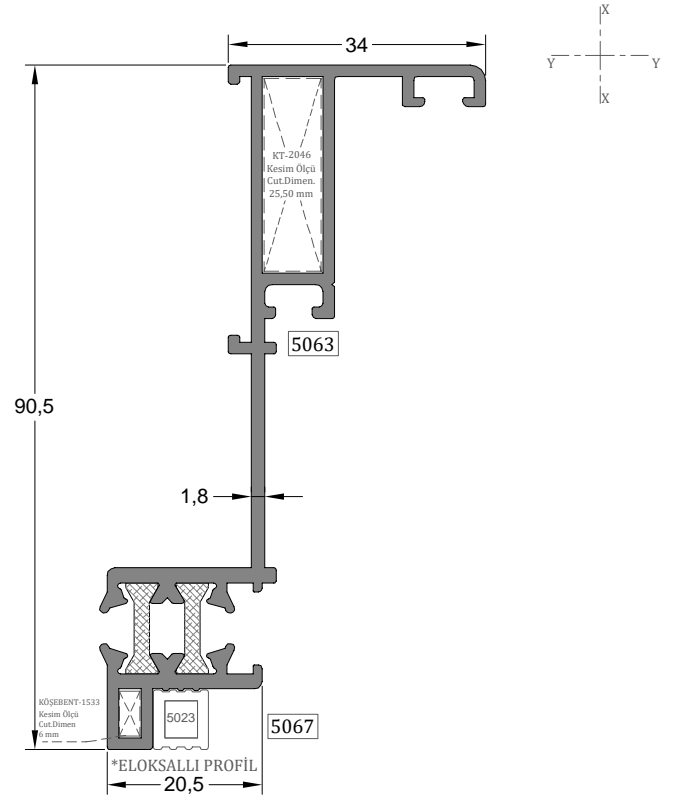
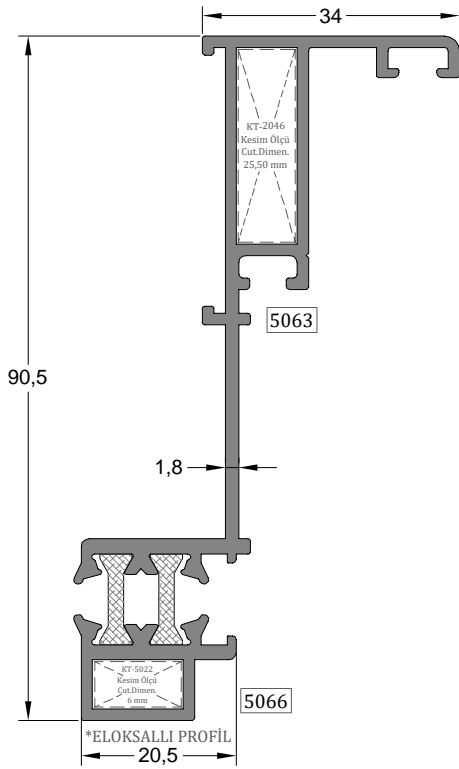
5088-5028 profiller ile uyumludur.



Yarı Kapaklı Cephe içi Kasa Profili FRAME PROFILE	Profil Kodu Profile Code	(kg/mt) Weight	Jx cm ⁴	Jy cm ⁴
	5065-5067	1,214	34,83	5,46

5088-5028 profiller ile uyumludur.

** Her profil için minimum sipari 300 kg'dır.
** Minimum order quantity is 300 kg per profile.

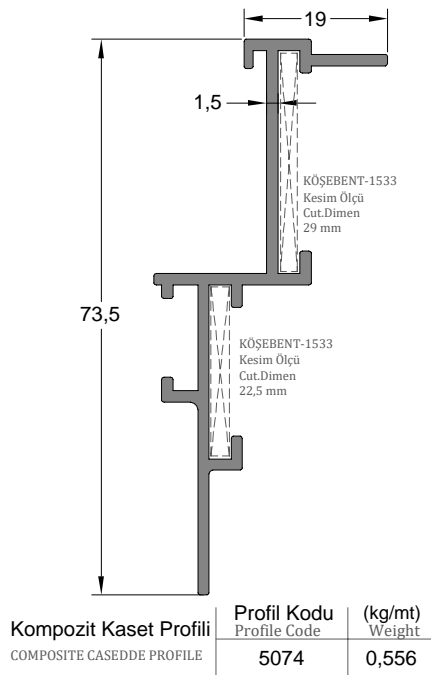


Kapaklı Cephe içi Kasa Profili FRAME PROFILE	Profil Kodu Profile Code	(kg/mt) Weight	Jx cm ⁴	Jy cm ⁴
	5063-5066	1,251	41,99	5,40

5029-5030-5031 profiller ile uyumludur.

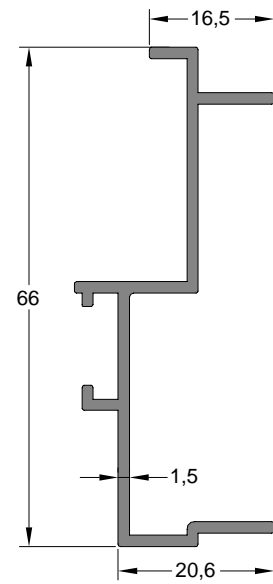
Yarı Kapaklı Cephe içi Kasa Profili FRAME PROFILE	Profil Kodu Profile Code	(kg/mt) Weight	Jx cm ⁴	Jy cm ⁴
	5063-5067	1,215	39,33	5,46

5029-5030-5031 profiller ile uyumludur.



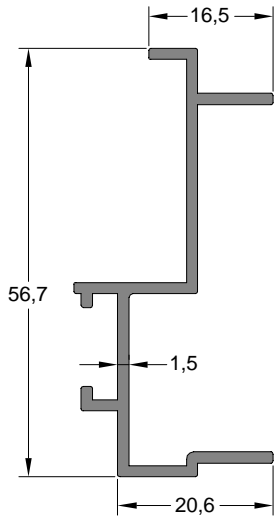
Kompozit Kaset Profili COMPOSITE CASEPDE PROFILE	Profil Kodu Profile Code	(kg/mt) Weight
	5074	0,556

5028-5088 profiller ile uyumludur.



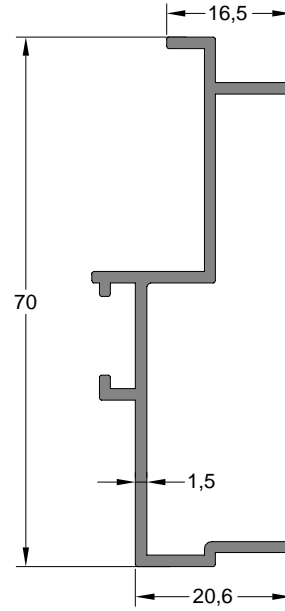
Kompozit Kaset Profili COMPOSITE CASEPDE PROFILE	Profil Kodu Profile Code	(kg/mt) Weight
	5033	0,508

5028-5088 profiller ile uyumludur.



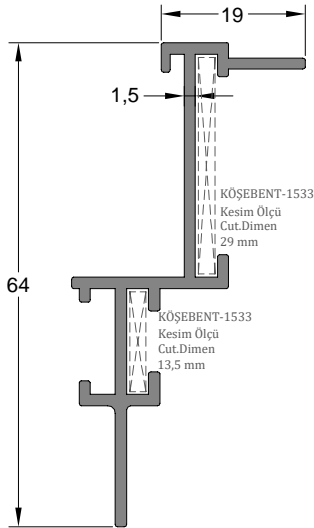
Kompozit Kaset Profili	Profil Kodu	(kg/mt)
COMPOSITE CASEDDE PROFILE	Profile Code	Weight
	5069	0,470

5093-5062-5081-5068 profiller ile uyumludur.



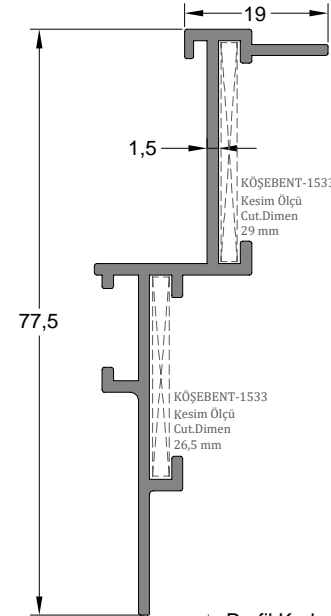
Kompozit Kaset Profili	Profil Kodu	(kg/mt)
COMPOSITE CASEDDE PROFILE	Profile Code	Weight
	5072	0,524

5029-5030-5031 profiller ile uyumludur.



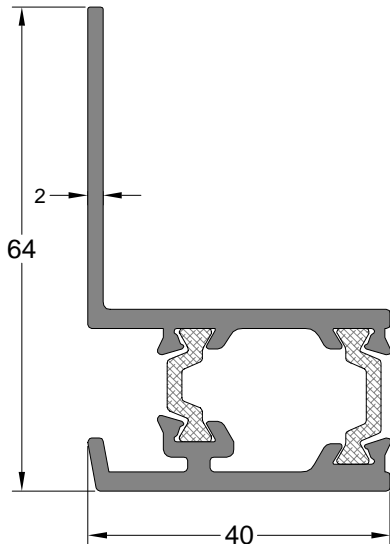
Kompozit Kaset Profili	Profil Kodu	(kg/mt)
COMPOSITE CASEDDE PROFILE	Profile Code	Weight
	5035	0,518

5093-5062-5081-5068 profiller ile uyumludur.

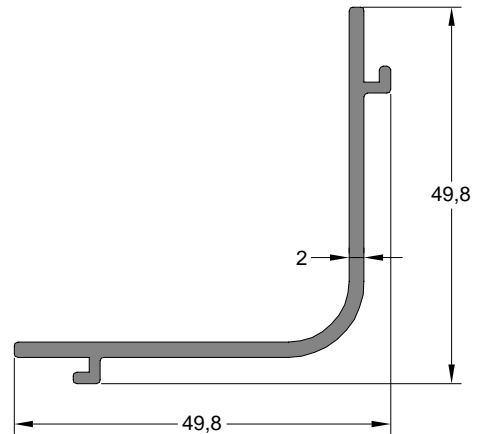


Kompozit Kaset Profili	Profil Kodu	(kg/mt)
COMPOSITE CASEDDE PROFILE	Profile Code	Weight
	5075	0,573

5029-5030-5031 profiller ile uyumludur.

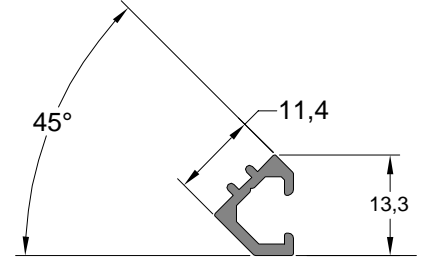
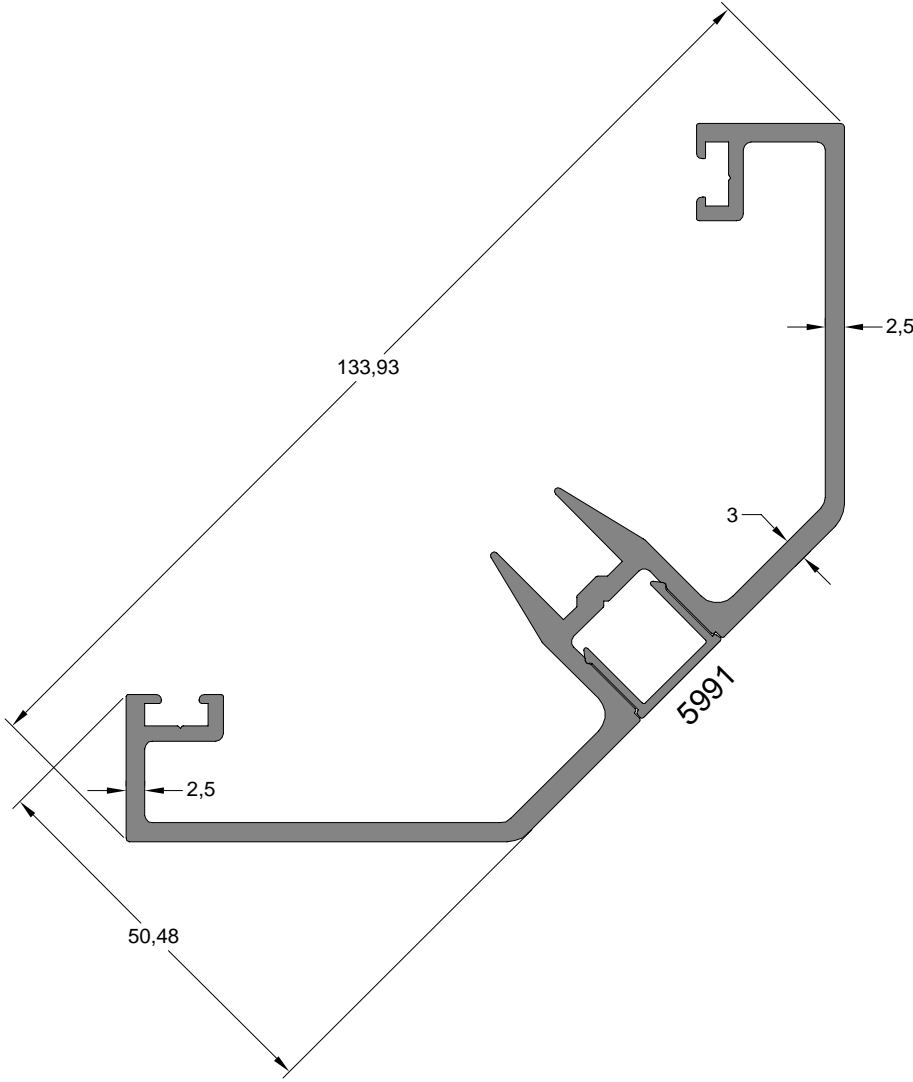


Duvar Biti Profili	Profil Kodu	(kg/mt)	Jx cm ⁴	Jy cm ⁴
WALL FINISH PROFILE	Profile Code	Weight		
	13100-13101	1,031	9,94	5,46



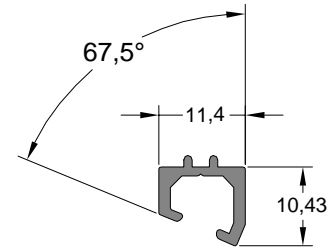
Adaptör Profili	Profil Kodu	(kg/mt)
ADAPTER PROFILE	Profile Code	Weight
	5076	0,515

** Her profil için minimum sipari 300 kg'dır.
** Minimum order quantity is 300 kg per profile.

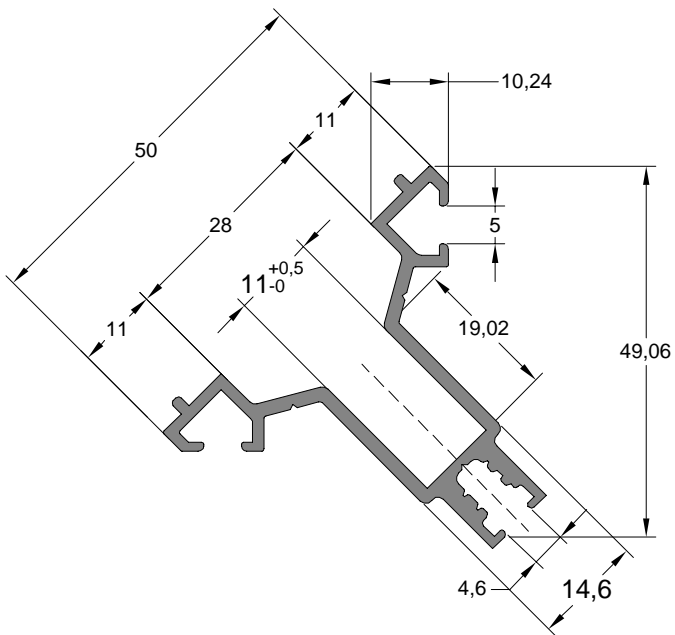


90° Dı tan Dönü Çıta Profili	Profil Kodu Profile Code	(kg/mt) Weight
90° CORNER BEAD PROFILE	13092	0,117

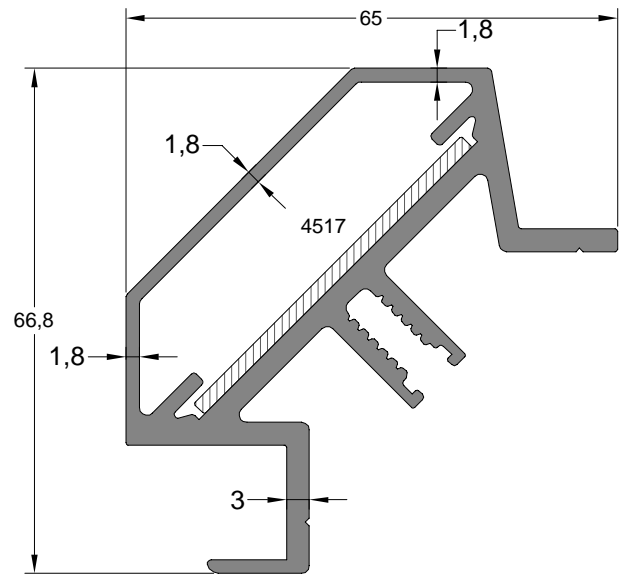
90° Dı tan Kö e Dönü Kapak Profili	Profil Kodu Profile Code	(kg/mt) Weight
90° CORNER COVER PROFILE	13091	1,950



135° Kö e Dönü Çıta Profili	Profil Kodu Profile Code	(kg/mt) Weight
135° CORNER BEAD PROFILE	13094	0,120

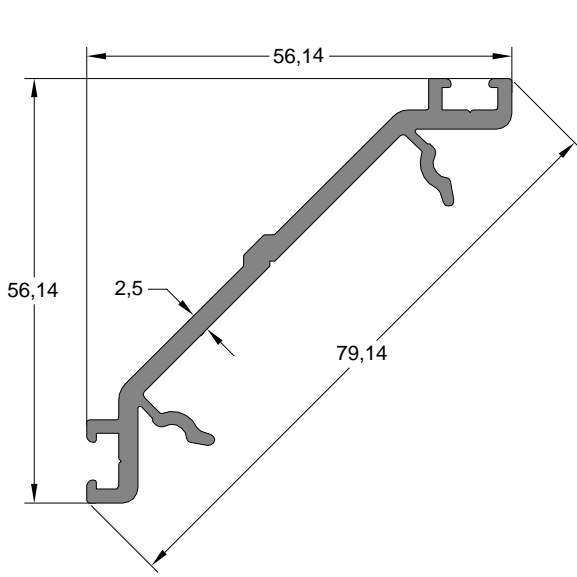


90° Dı tan Kö e Dönü Profili	Profil Kodu Profile Code	(kg/mt) Weight
90° CORNER COVER PROFILE	13093	0,687

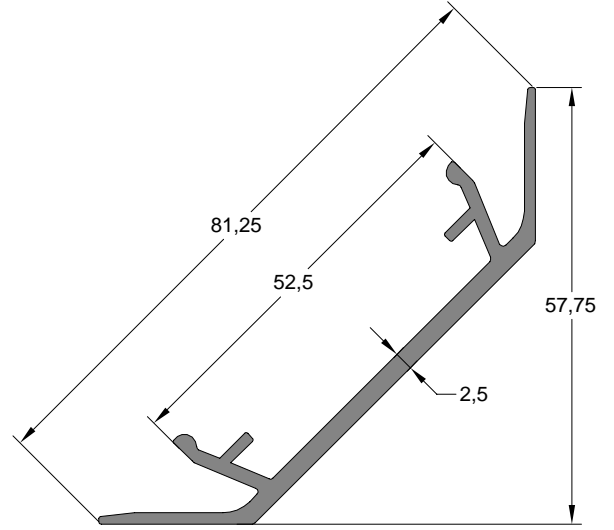


90° çten Kö e Dönü Profili	Profil Kodu Profile Code	(kg/mt) Weight
90° CORNER COVER PROFILE	13097	1,779

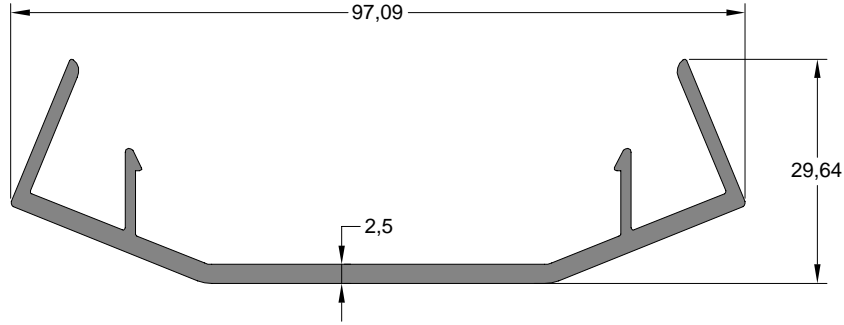
** Her profil için minimum sipari 300 kg'dır.
** Minimum order quantity is 300 kg per profile.



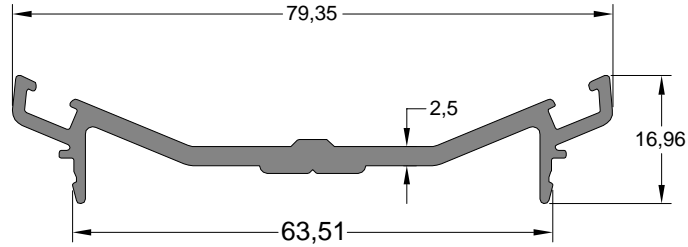
90° çten Kö e Dönü Profili	Profil Kodu Profile Code	(kg/mt) Weight
90° CORNER COVER PROFILE	13098	0,749



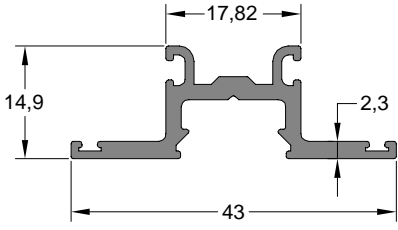
90° çten Kö e Dönü Profili	Profil Kodu Profile Code	(kg/mt) Weight
90° CORNER COVER PROFILE	13099	0,688



135° Kö e Dönü Profili	Profil Kodu Profile Code	(kg/mt) Weight
135° CORNER PROFILE	13096	0,945

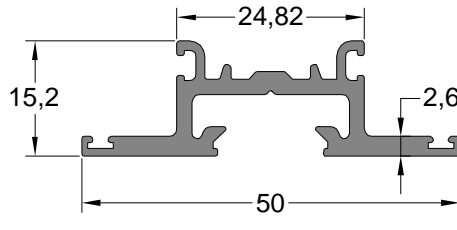


135° Kö e Dönü Baskı Profili	Profil Kodu Profile Code	(kg/mt) Weight
135° CORNER EXTENSION PROFILE	13095	0,728

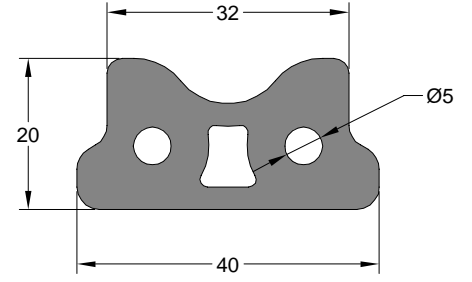


!!! Siyah eloksal olacak

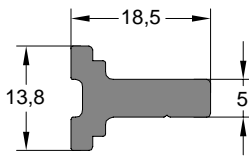
Baskı Profili	Profil Kodu	(kg/mt)
PRESSURE PROFILE	Profile Code	Weight
	5119	0,384



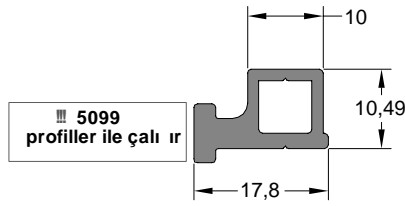
Baskı Profili	Profil Kodu	(kg/mt)
PRESSURE PROFILE	Profile Code	Weight
	12920	0,516



Yan Kilit Profili	Profil Kodu	(kg/mt)
SIDE LOCK PROFILE	Profile Code	Weight
	5038	1,463

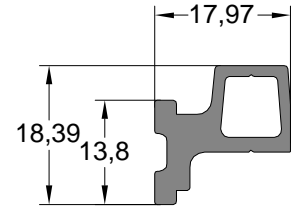


Kaset Tespit Profili	Profil Kodu	(kg/mt)
CASEDDE PROFILE	Profile Code	Weight
	5024	0,323

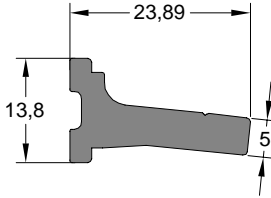


!!! 5099
profiller ile çalışır

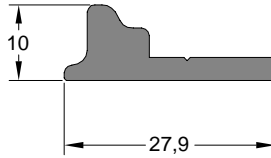
Kaset Tespit Profili	Profil Kodu	(kg/mt)
CASEDDE PROFILE	Profile Code	Weight
	5116	0,263



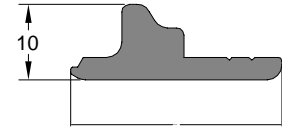
Kaset Tespit Profili	Profil Kodu	(kg/mt)
CASEDDE PROFILE	Profile Code	Weight
	5094	0,335



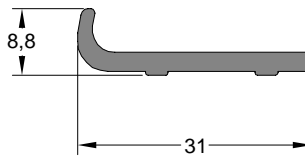
Kaset Tespit Profili	Profil Kodu	(kg/mt)
CASEDDE PROFILE	Profile Code	Weight
	5079	0,404



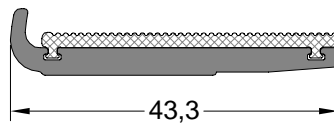
Kaset Altı Kilit Profili	Profil Kodu	(kg/mt)
HORIZONTAL LOCK PROFILE	Profile Code	Weight
	5036	0,339



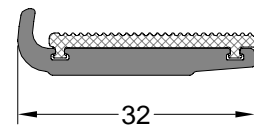
Kaset Üst Kilit Profili	Profil Kodu	(kg/mt)
CASEDDE BOTTOM LOCK PROFILE	Profile Code	Weight
	5037	0,340



Cam Altı Takoz Profili	Profil Kodu	(kg/mt)
SUB-GLAZING WEDGE PROFILE	Profile Code	Weight
	5058	0,244

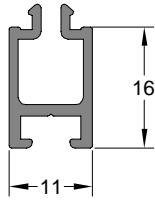


Cam Altı Takoz Profili	Profil Kodu	(kg/mt)
SUB-GLAZING WEDGE PROFILE	Profile Code	Weight
	12332	0,393

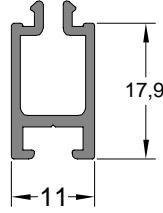


Cam Altı Takoz Profili	Profil Kodu	(kg/mt)
SUB-GLAZING WEDGE PROFILE	Profile Code	Weight
	12333	0,285

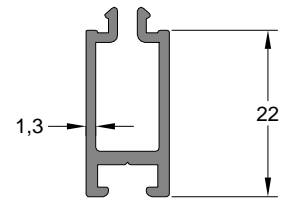
** Her profil için minimum sipari 300 kg'dır.
** Minimum order quantity is 300 kg per profile.



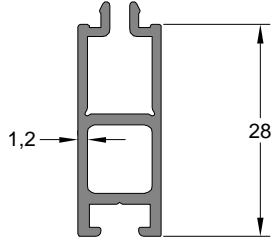
Yükseltme Çıta Profili	Profil Kodu	(kg/mt)
EXTENSION BEAD PROFILE	Profile Code	Weight
	5097	0,198



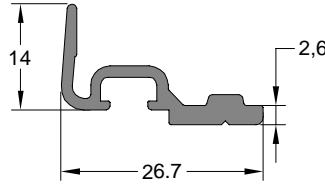
Yükseltme Çıta Profili	Profil Kodu	(kg/mt)
EXTENSION BEAD PROFILE	Profile Code	Weight
	5059	0,210



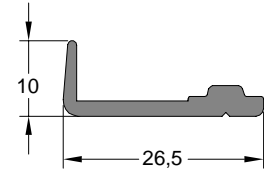
Yükseltme Çıta Profili	Profil Kodu	(kg/mt)
EXTENSION BEAD PROFILE	Profile Code	Weight
	13102	0,250



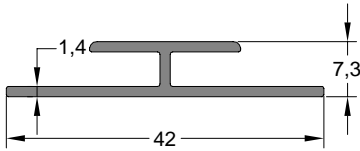
Yükseltme Çıta Profili	Profil Kodu	(kg/mt)
EXTENSION BEAD PROFILE	Profile Code	Weight
	13103	0,309



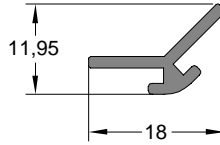
Cam Tutucu Profili	Profil Kodu	(kg/mt)
GLAZING HOLDER PROFILE	Profile Code	Weight
	5057	0,248



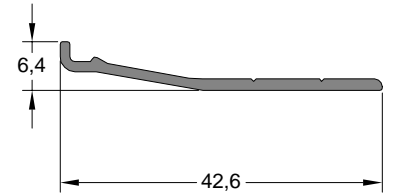
Cam Tutucu Profili	Profil Kodu	(kg/mt)
GLAZING HOLDER PROFILE	Profile Code	Weight
	5026	0,233



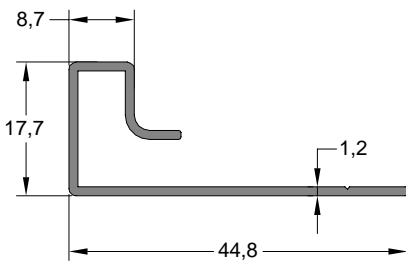
Adaptör Profili	Profil Kodu	(kg/mt)
ADAPTER PROFILE	Profile Code	Weight
	507	0,252



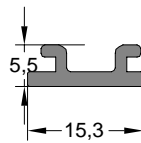
Adaptör Profili	Profil Kodu	(kg/mt)
ADAPTER PROFILE	Profile Code	Weight
	5077	0,126



Çıta Profili	Profil Kodu	(kg/mt)
BEAD PROFILE	Profile Code	Weight
	5060	0,172

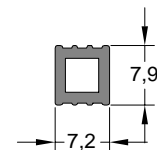


Dilatasyon Derz Profili	Profil Kodu	(kg/mt)
DILATATION PROFILE	Profile Code	Weight
	5034	0,267

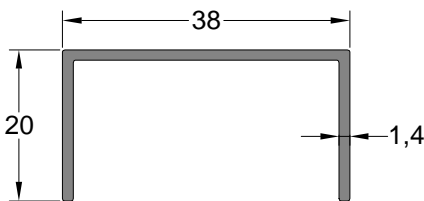


!!! Siyah eloksal olacak

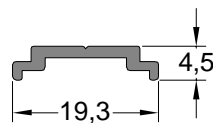
Cam Yapı tırma Profili	Profil Kodu	(kg/mt)
GLAZING BONDING PROFILE	Profile Code	Weight
	5027	0,128



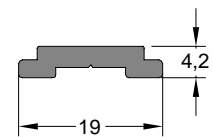
Kapaklı Cephe içi Kasa Ek Profili	Profil Kodu	(kg/mt)
?? PROFILE	Profile Code	Weight
	5023	0,094



U Profili	Profil Kodu	(kg/mt)
U PROFILE	Profile Code	Weight
	5164	0,285

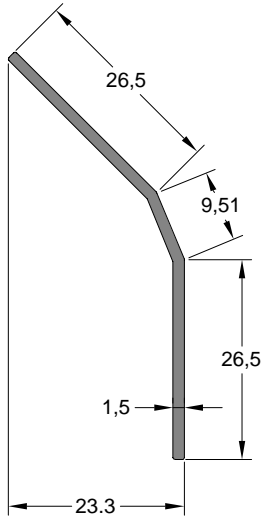


Tij Profili	Profil Kodu	(kg/mt)
STEM BAR PROFILE	Profile Code	Weight
	8241	0,099

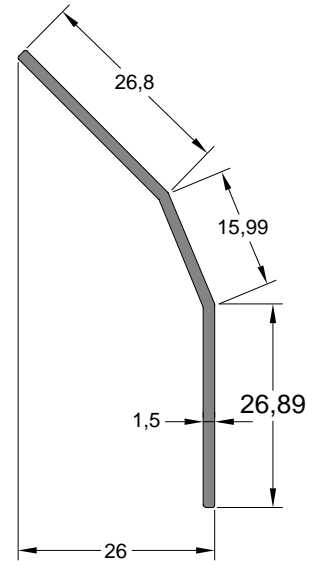


Tij Profili	Profil Kodu	(kg/mt)
STEM BAR PROFILE	Profile Code	Weight
	1122	0,158

** Her profil için minimum sipari 300 kg'dır.
** Minimum order quantity is 300 kg per profile.



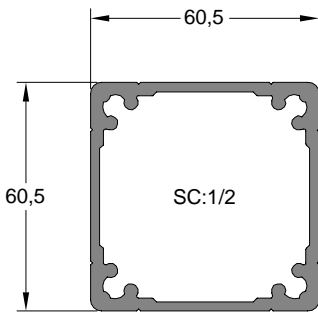
Alüminyum Levha Profili	Profil Kodu Profile Code	(kg/mt) Weight
ALUMINIUM PLATE PROFILE	5070	0,252



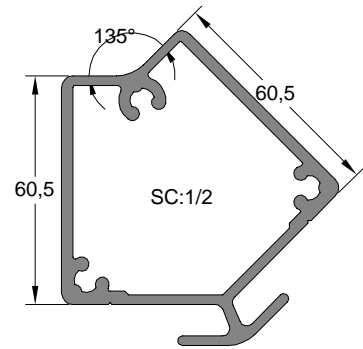
Alüminyum Levha Profili	Profil Kodu Profile Code	(kg/mt) Weight
ALUMINIUM PLATE PROFILE	5039	0,280



Kutu Profili	Profil Kodu Profile Code	(kg/mt) Weight
BOX PROFILE	419	1,908



Dilatasyon Profili	Profil Kodu Profile Code	(kg/mt) Weight
DILATATION PROFILE	5020	2,137

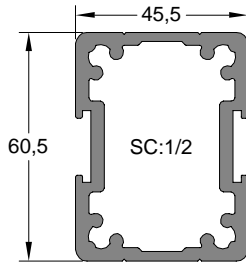


Dilatasyon Profili	Profil Kodu Profile Code	(kg/mt) Weight
DILATATION PROFILE	5021	2,467

Dilatasyon Profil Kodu Dilatation Profile Code	Kullanıldı ı Profil Used Profile
5020	5014

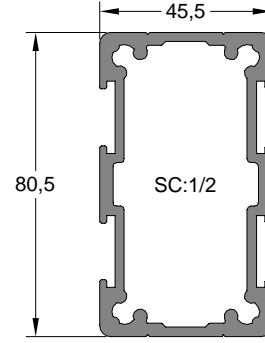
Dilatasyon Profil Kodu Dilatation Profile Code	Kullanıldı ı Profil Used Profile
5021	5015

** Her profil için minimum sipari 300 kg'dır.
** Minimum order quantity is 300 kg per profile.



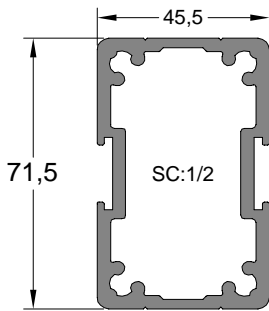
Dilatasyon Profili	Profil Kodu	(kg/mt)
DILATATION PROFILE	Profile Code	Weight
	5019	2,226

Dilatasyon Profil Kodu	Kullanıldı ı Profil
DilatationProfile Code	Used Profile
5019	5006
	5007



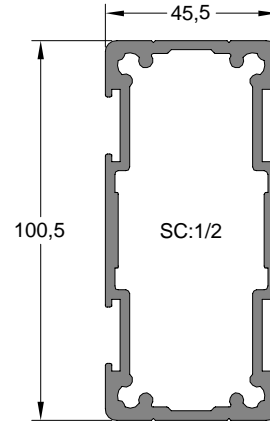
Dilatasyon Profili	Profil Kodu	(kg/mt)
DILATATION PROFILE	Profile Code	Weight
	5018	2,428

Dilatasyon Profil Kodu	Kullanıldı ı Profil
DilatationProfile Code	Used Profile
5018	5004
	5127



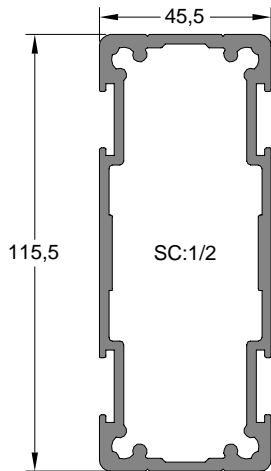
Dilatasyon Profili	Profil Kodu	(kg/mt)
DILATATION PROFILE	Profile Code	Weight
	5092	2,435

Dilatasyon Profil Kodu	Kullanıldı ı Profil
DilatationProfile Code	Used Profile
5092	5010
	9650
	5126
	5125



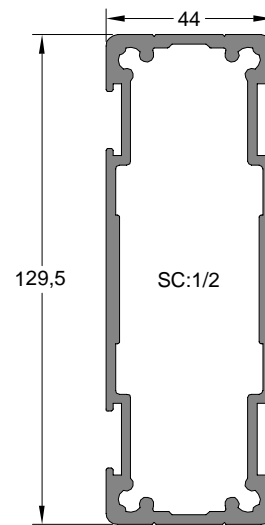
Dilatasyon Profili	Profil Kodu	(kg/mt)
DILATATION PROFILE	Profile Code	Weight
	5017	2,745

Dilatasyon Profil Kodu	Kullanıldı ı Profil
DilatationProfile Code	Used Profile
5017	5002
	5003



Dilatasyon Profili	Profil Kodu	(kg/mt)
DILATATION PROFILE	Profile Code	Weight
	5016	2,948

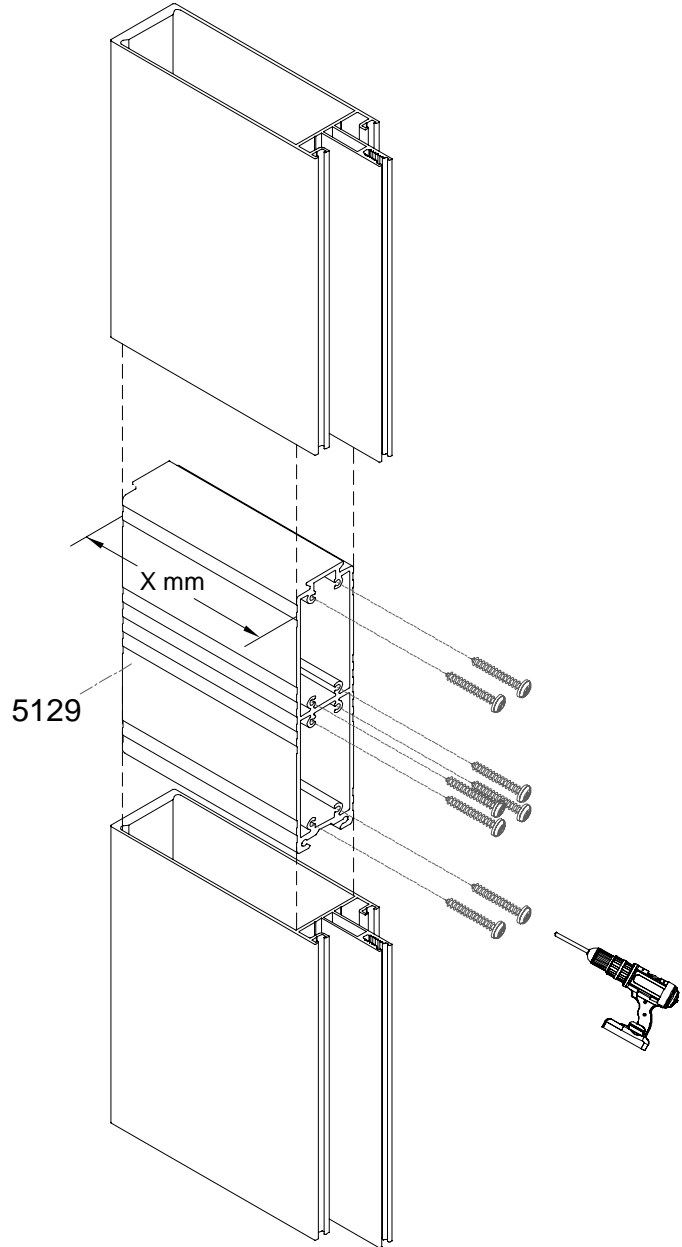
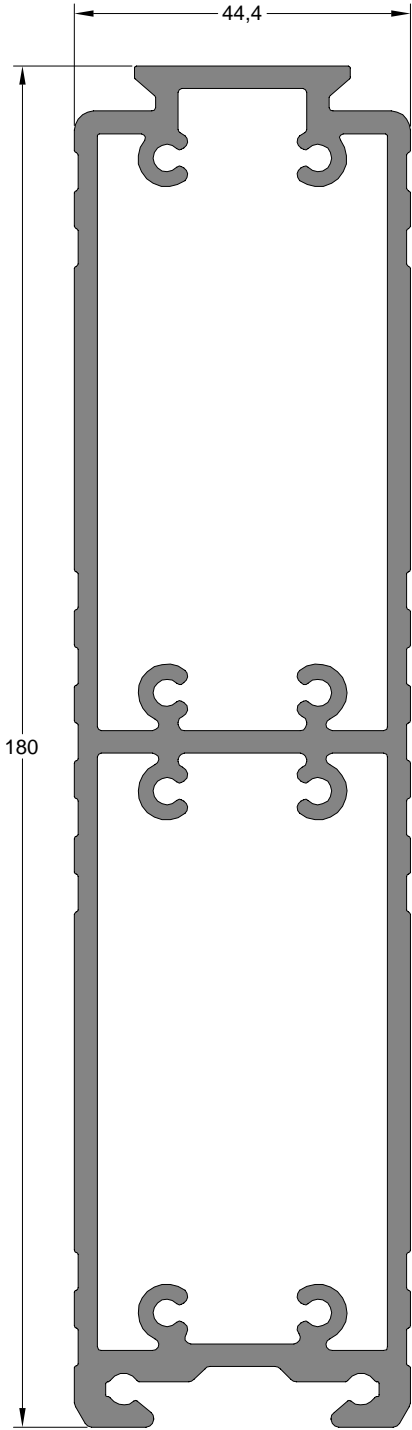
Dilatasyon Profil Kodu	Kullanıldı ı Profil
DilatationProfile Code	Used Profile
5016	5000
	5001
	5095



Dilatasyon Profili	Profil Kodu	(kg/mt)
DILATATION PROFILE	Profile Code	Weight
	5091	3,193

Dilatasyon Profil Kodu	Kullanıldı ı Profil
DilatationProfile Code	Used Profile
5091	5078
	5090

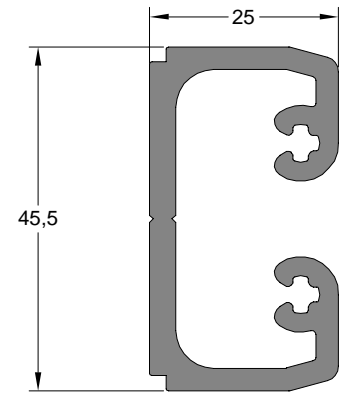
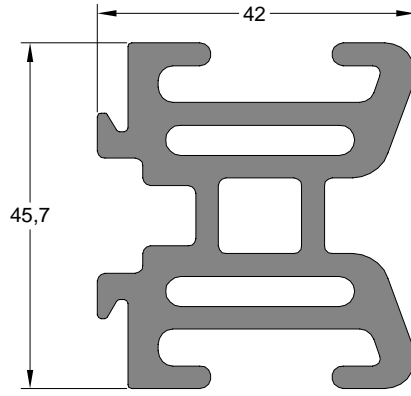
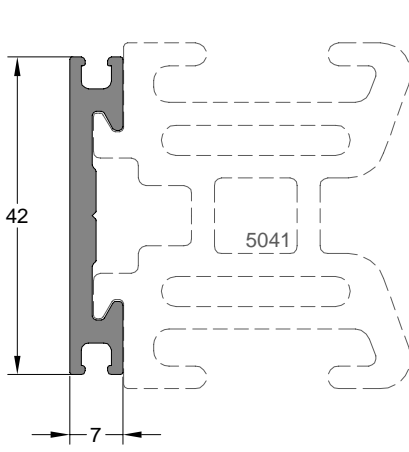
** Her profil için minimum sipari 300 kg'dır.
** Minimum order quantity is 300 kg per profile.



!!!! TM DŞEY PROFİLLERLE UYUMLU ÇALIŞIR

Dilatasyon Profili	Profil Kodu Profile Code	(kg/mt) Weight
DILATATION PROFILE	5129	4,656

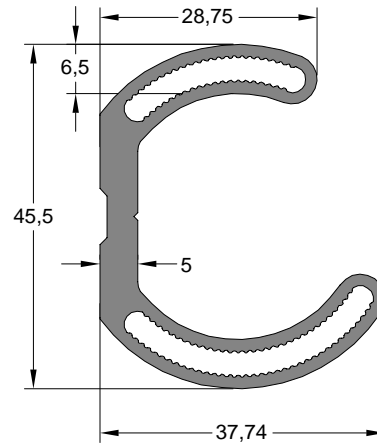
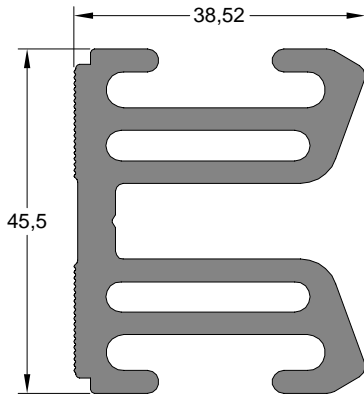
** Her profil için minimum sipari 300 kg'dır.
** Minimum order quantity is 300 kg per profile.



Kırlangıç Ba lantı Profili CONNECTION PROFILE	Profil Kodu Profile Code	(kg/mt) Weight
	5040	0,456

Kırlangıç Ba lantı Profili CONNECTION PROFILE	Profil Kodu Profile Code	(kg/mt) Weight
	5041	2,211

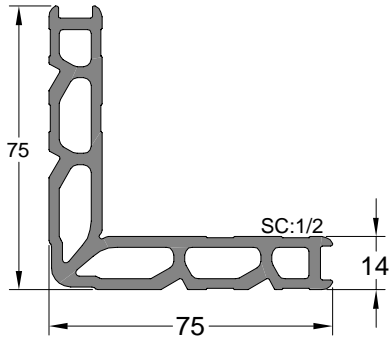
Ba lantı Profili CONNECTION PROFILE	Profil Kodu Profile Code	(kg/mt) Weight
	5042	1,144



Ba lantı Profili CONNECTION PROFILE	Profil Kodu Profile Code	(kg/mt) Weight
	6121	2,026

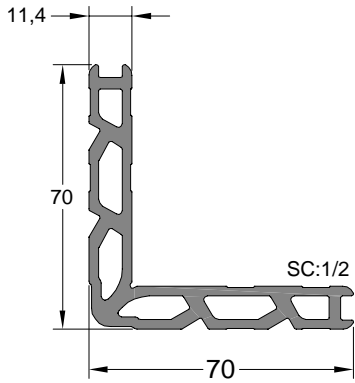
Ba lantı Profili CONNECTION PROFILE	Profil Kodu Profile Code	(kg/mt) Weight
	13090	0,962

Ba lantı Profil Kodu Connection Profile Code	Kullanıldı ı Profil (Dü ey) Used Profile (Vertical)	Kesim Boyu (mm) Cutting Length (mm)	Kullanıldı ı Profil (Yatay) Used Profile (Horizontal)	Kesim Boyu (mm) Cutting Length (mm)
5040-5041	5115	24,50 mm	5013	21,50 mm
	5008	30,50 mm	5122	42,70 mm
	5009	30,50 mm	5012	42,70 mm
	5006	60,50 mm	5011	56,50 mm
	5007	60,70 mm	5120	69,00 mm
5042	13083	70,50 mm	5010	71,50 mm
	5004	80,50 mm	9650	71,50 mm
	5127	80,50 mm	5126	71,50 mm
6121	5005	78,50 mm	5125	71,50 mm
	5002	100,50 mm	5121	77,50 mm
	13085	98,50 mm	13087	77,50 mm
5129	5003	100,50 mm	8454	89,00 mm
	5000	115,50 mm	5096	97,50 mm
13090	5001	115,50 mm	9733	97,50 mm
	5078	115,50 mm	5095	117,50 mm
	12264	115,50 mm	13086	137,50 mm
	5090	115,50 mm	12263	157,50 mm
	13084	115,50 mm		



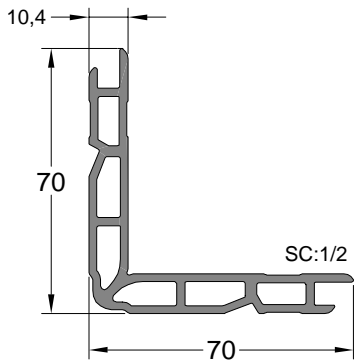
Kö e Takoz Profili	Profil Kodu	(kg/mt)
CORNER WEDGE PROFILE	Profile Code	Weight
	1662	2,576

Kö e Takoz Profil Kodu	Kullanıldı ı Profil	Kesim Boyu (mm)
Corner WedgeProfile Code	Used Profile	Cutting Length (mm)
1662	5093	32,50 mm
	5081	32,00 mm
	5062	32,00 mm



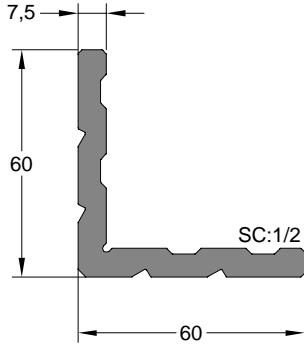
Kö e Takoz Profili	Profil Kodu	(kg/mt)
CORNER WEDGE PROFILE	Profile Code	Weight
	5022	2,245

Kö e Takoz Profil Kodu	Kullanıldı ı Profil	Kesim Boyu (mm)
Corner WedgeProfile Code	Used Profile	Cutting Length (mm)
5022	5088	31,50 mm
	5028	25,80 mm
	5093	22,80 mm
	5031	29,80 mm
	5062	16,80 mm
	5081	22,20 mm
	5030	6,50 mm
	5099	26,00mm -15,00mm
	5068	16,50 mm
	5032	25,80 mm
	5071	29,80 mm
	5066	6,00 mm
	13104	13,50 mm
	13106	13,50 mm



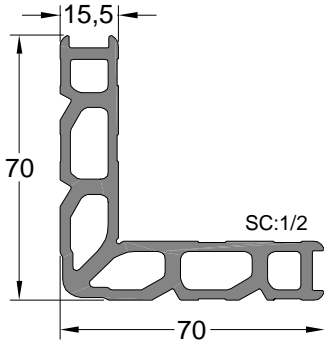
Kö e Takoz Profili	Profil Kodu	(kg/mt)
CORNER WEDGE PROFILE	Profile Code	Weight
	598	1,677

Kö e Takoz Profil Kodu	Kullanıldı ı Profil	Kesim Boyu (mm)
Corner WedgeProfile Code	Used Profile	Cutting Length (mm)
598	5117	26,50 mm



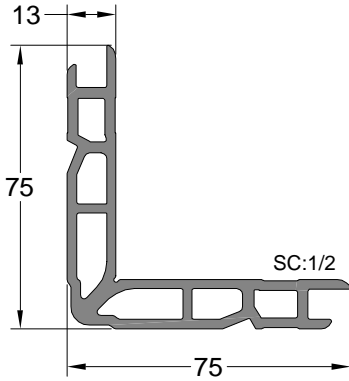
Kö e Takoz Profili	Profil Kodu	(kg/mt)
CORNER WEDGE PROFILE	Profile Code	Weight
	2046	2,091

Kö e Takoz Profil Kodu	Kullanıldı ı Profil	Kesim Boyu (mm)
Corner WedgeProfile Code	Used Profile	Cutting Length (mm)
2046	5088	44,50 mm
	5028	44,50 mm
	5031	44,50 mm
	5029	44,50 mm
	5056	7,80 mm
	5063	25,50 mm
	5064	25,50 mm
	5065	25,50 mm



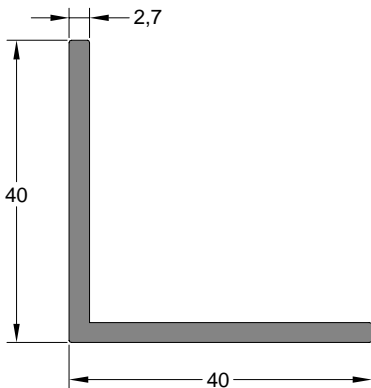
Kö e Takoz Profili	Profil Kodu	(kg/mt)
CORNER WEDGE PROFILE	Profile Code	Weight
	1695	2,540

Kö e Takoz Profil Kodu	Kullanıldı ı Profil	Kesim Boyu (mm)
Corner WedgeProfile Code	Used Profile	Cutting Length (mm)
1695	13104	40,50 mm



Kö e Takoz Profili	Profil Kodu	(kg/mt)
CORNER WEDGE PROFILE	Profile Code	Weight
	2371	2,241

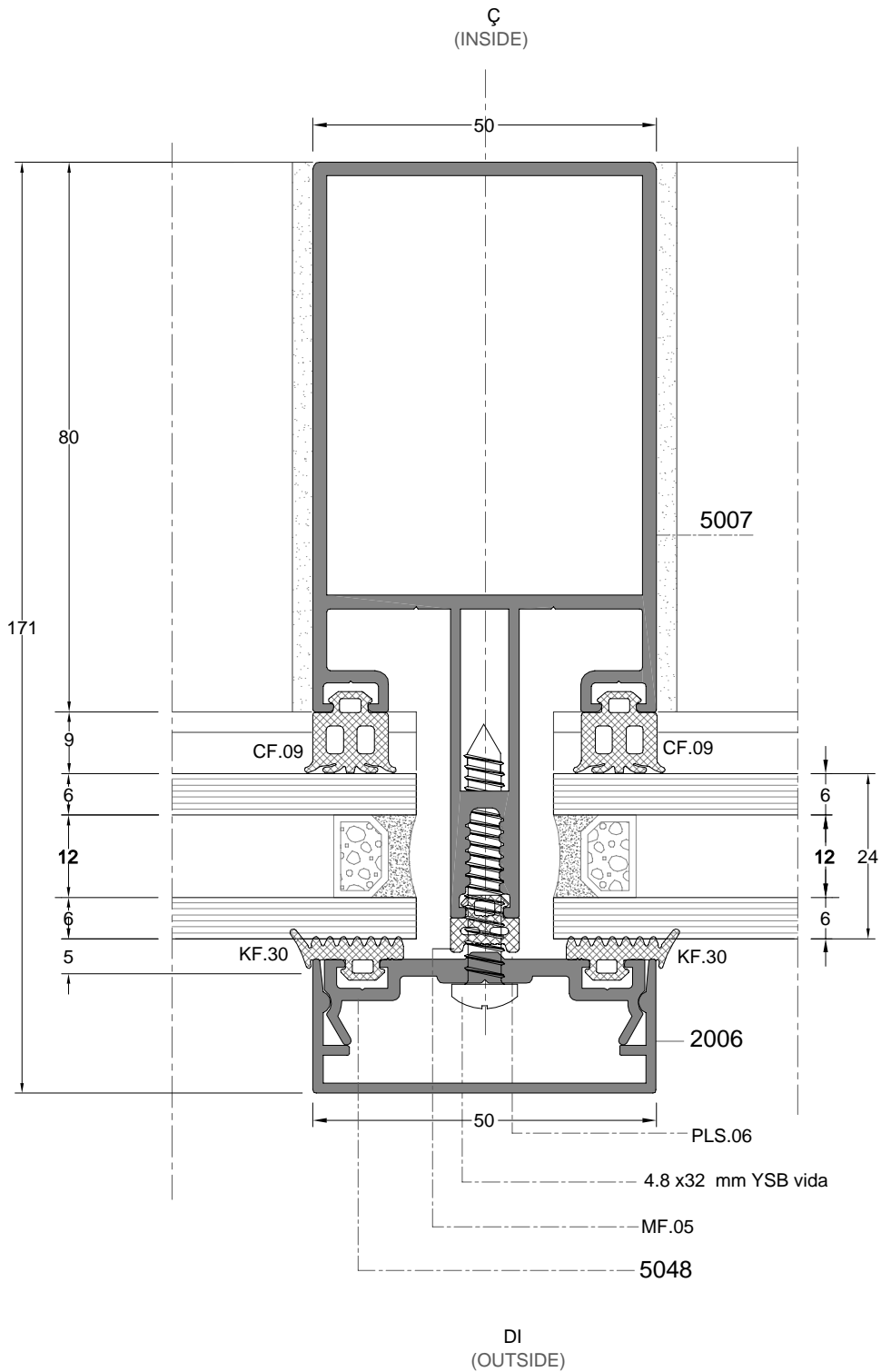
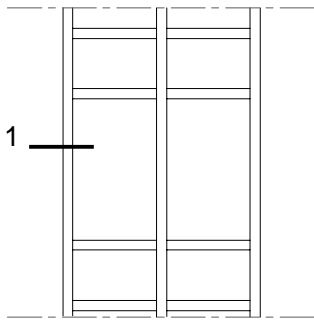
Kö e Takoz Profil Kodu	Kullanıldı ı Profil	Kesim Boyu (mm)
Corner WedgeProfile Code	Used Profile	Cutting Length (mm)
2371	13105	5,80 mm



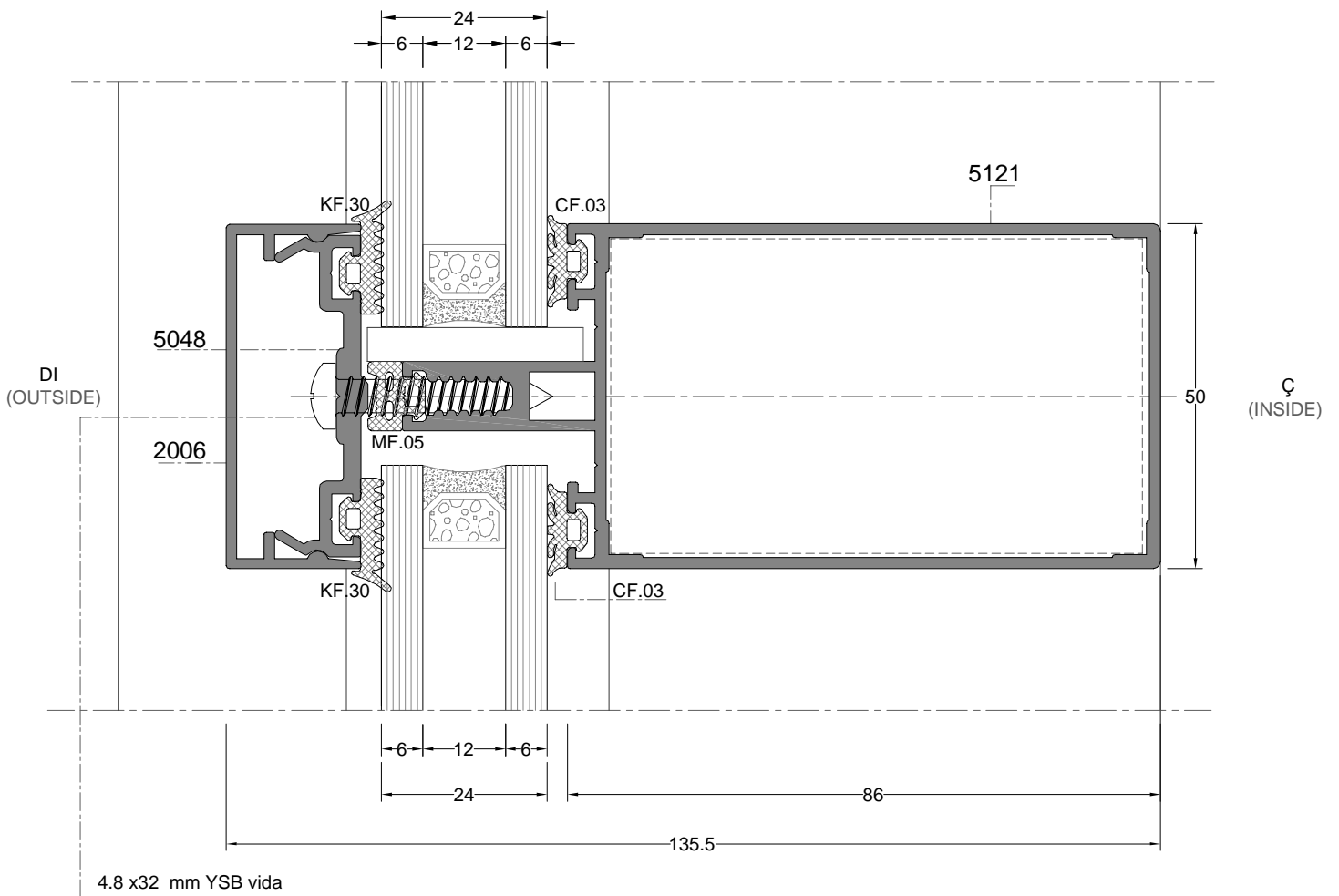
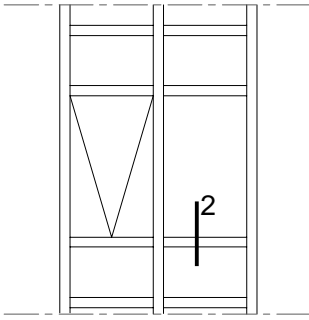
Kö e Takoz Profili	Profil Kodu	(kg/mt)
CORNER WEDGE PROFILE	Profile Code	Weight
	1533	0,566

Kö e Takoz Profil Kodu	Kullanıldı ı Profil	Kesim Boyu (mm)
Corner WedgeProfile Code	Used Profile	Cutting Length (mm)
1553	5075	26,50mm - 29,00mm
	5074	22,50mm - 29,00mm
	5056	40,00 mm
	5068	29,00 mm
	5032	29,00 mm
	5071	29,00 mm
	5067	6,00 mm
	5035	13,50mm - 29,00mm

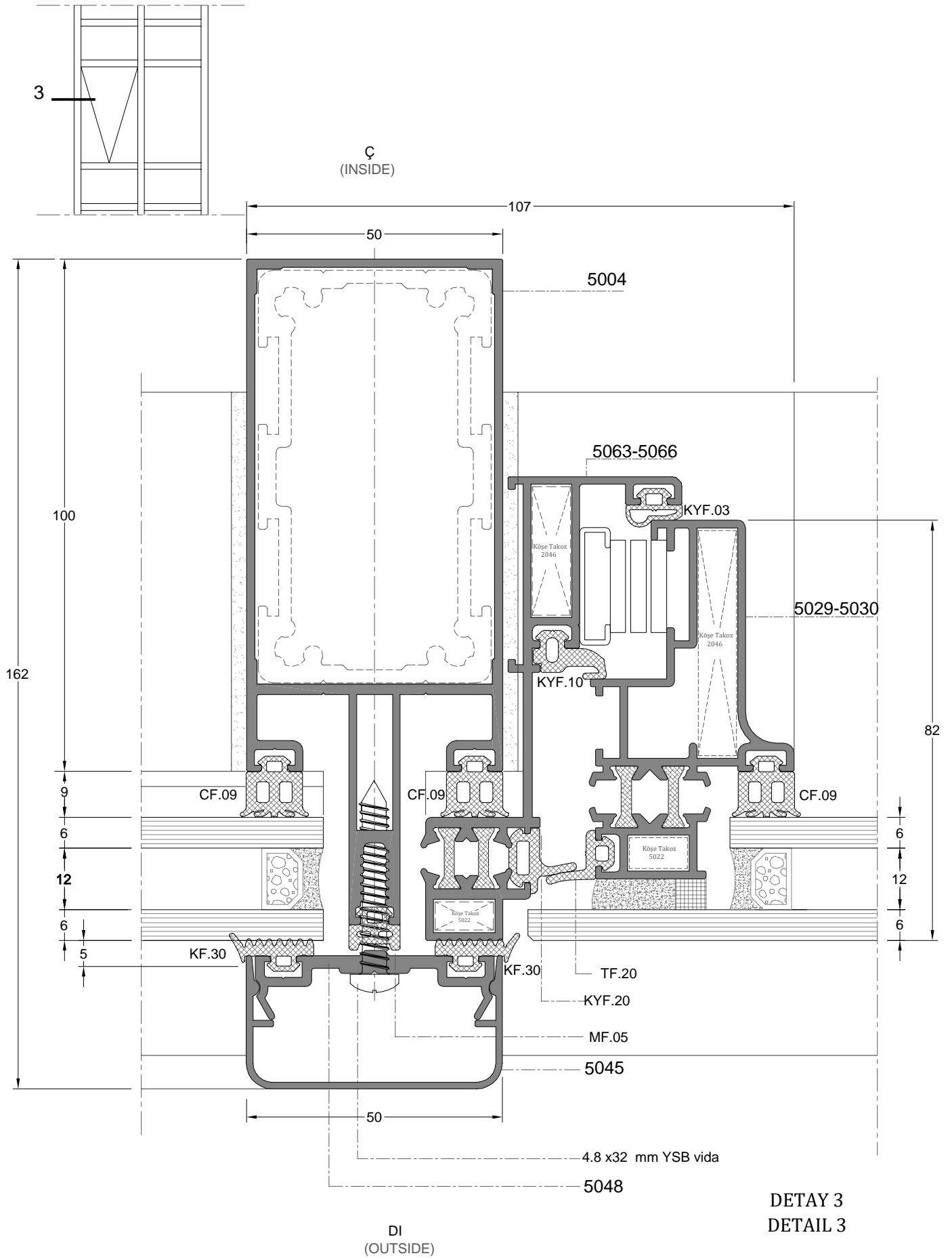
KAPAKLI CEPHE DETAYLARI

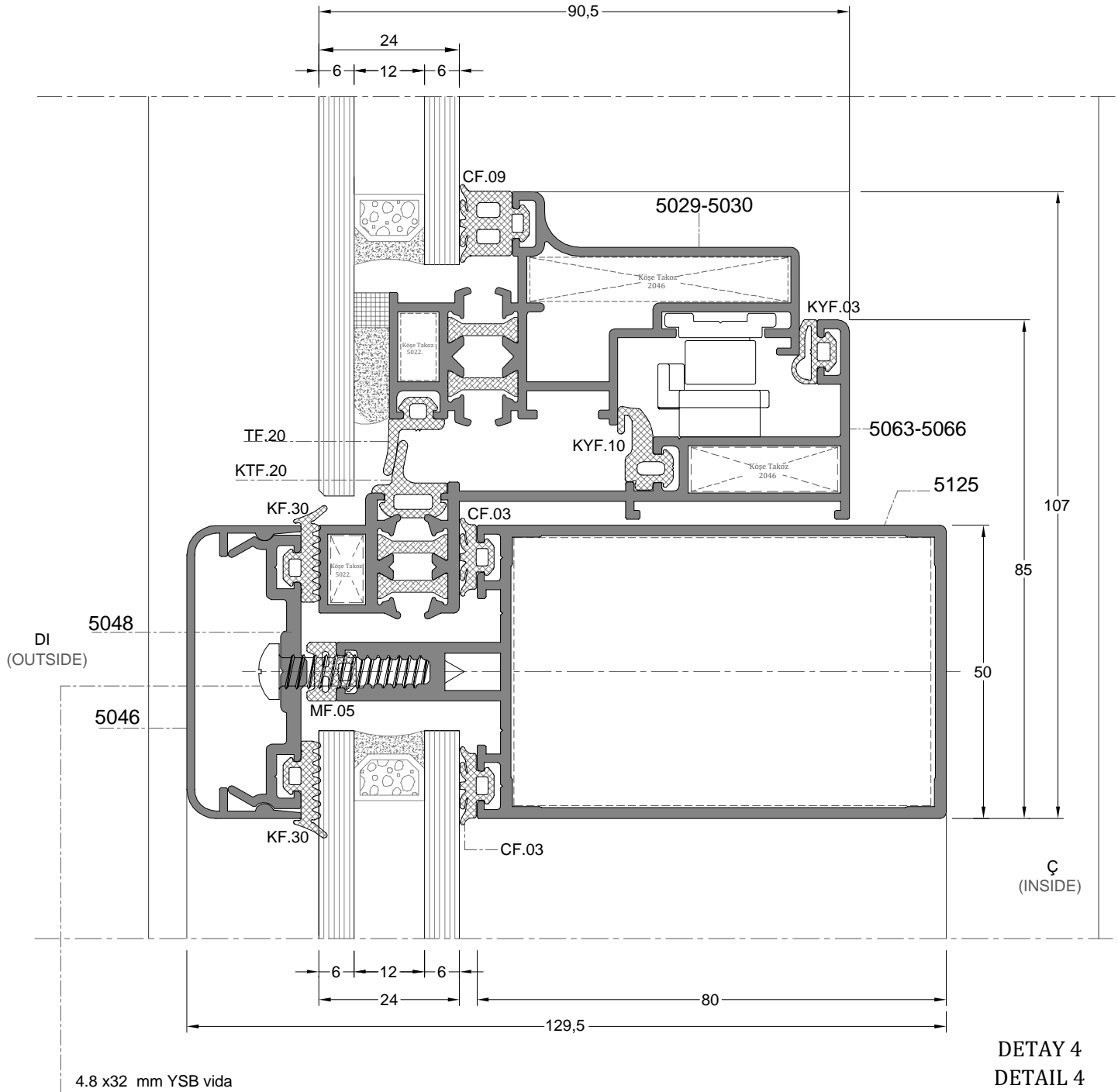
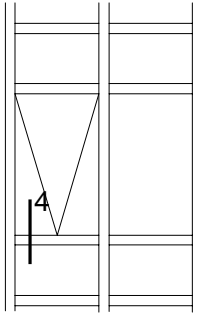


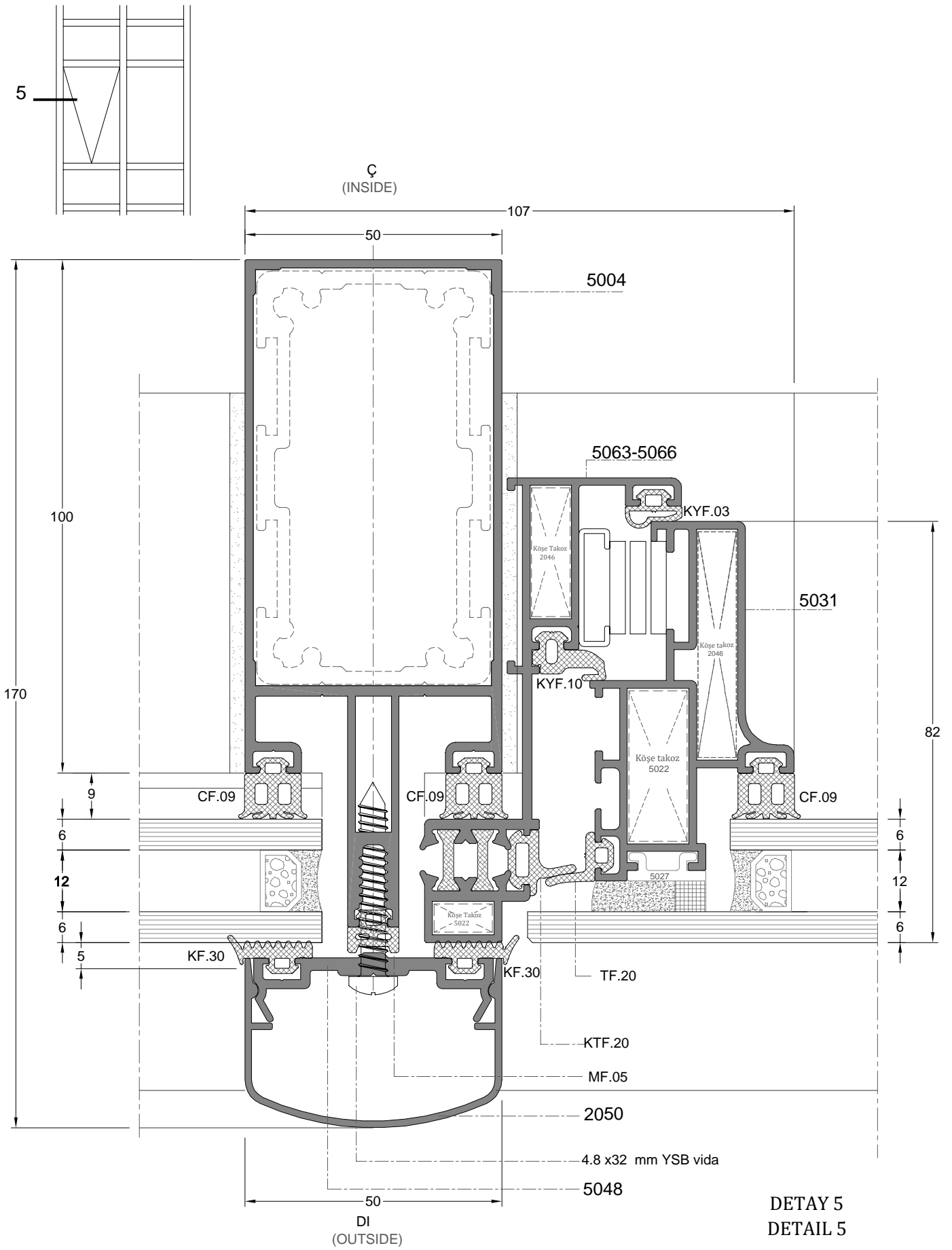
DETAY 1
DETAIL 1

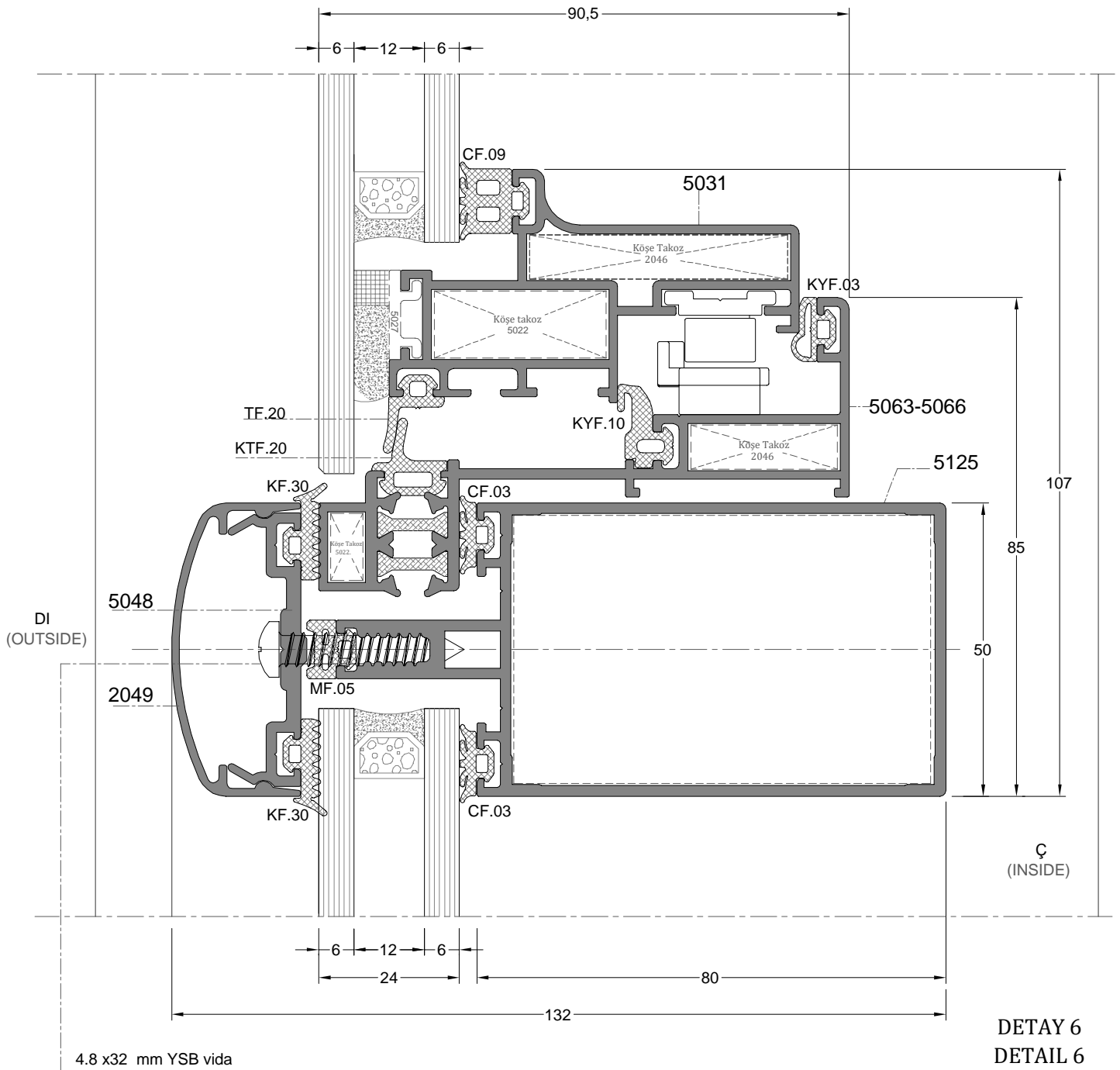
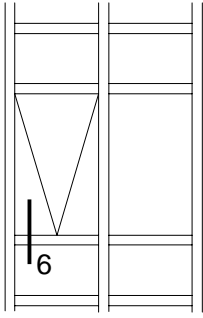


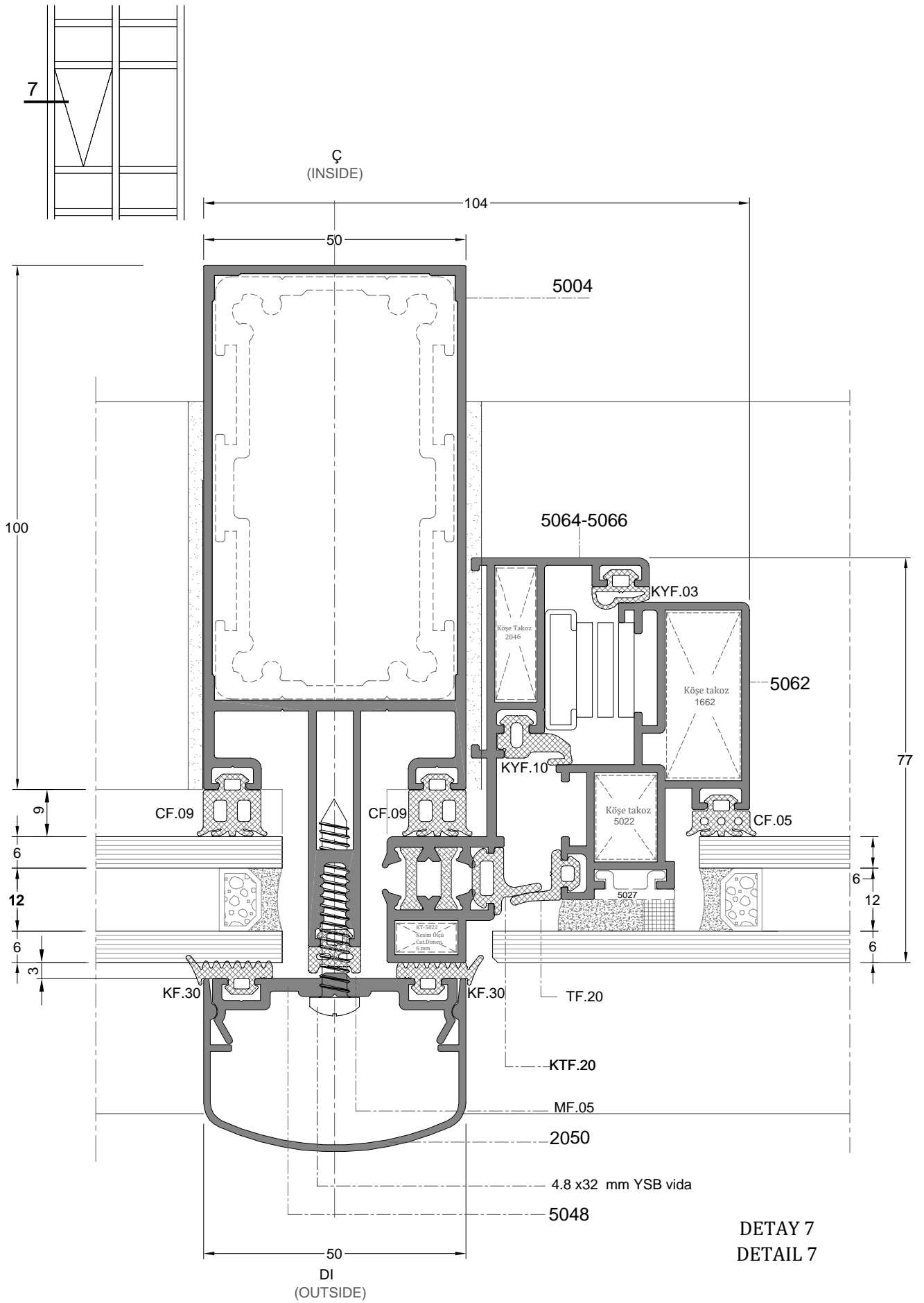
DETAY 2
DETAIL 2

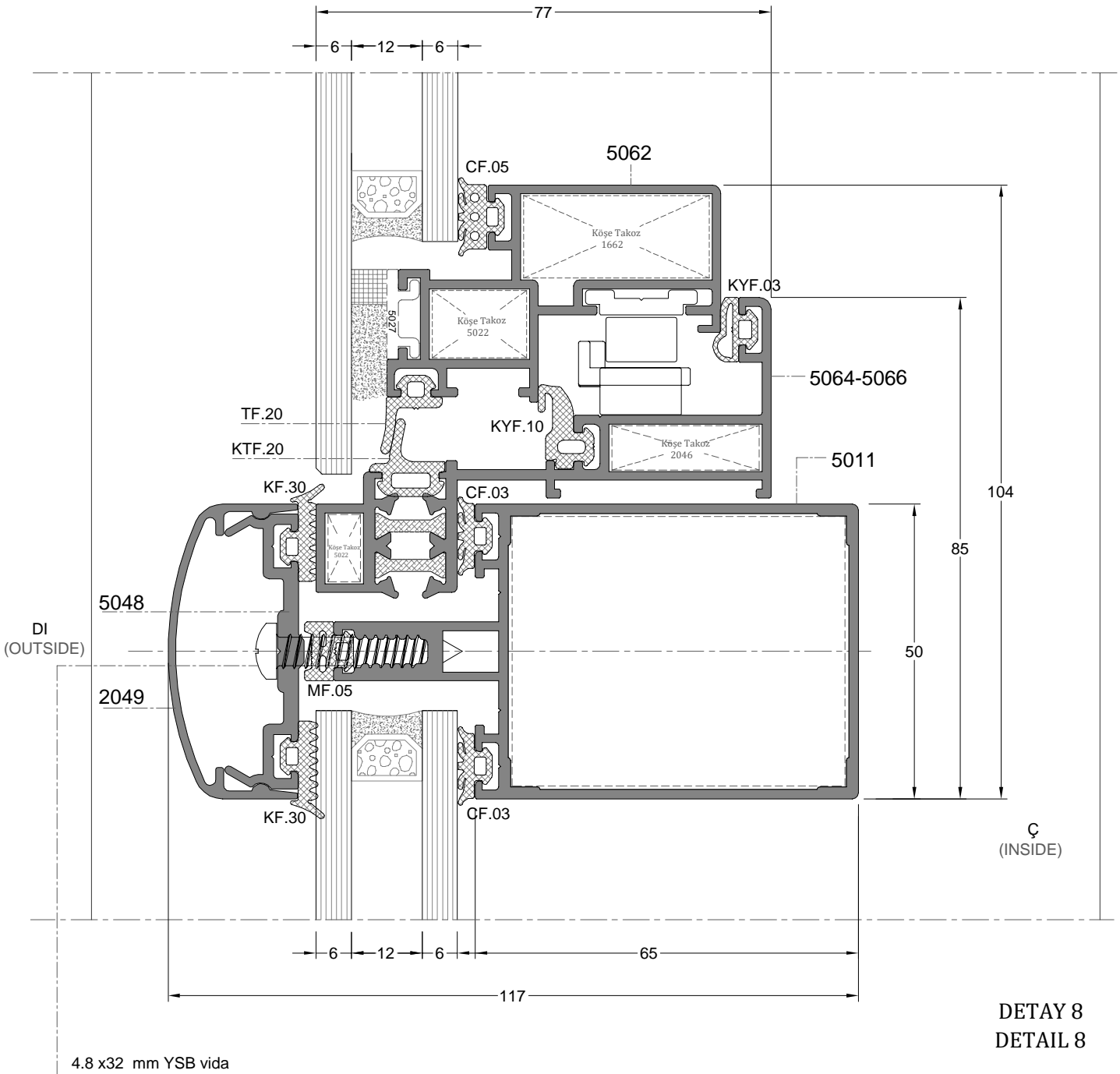
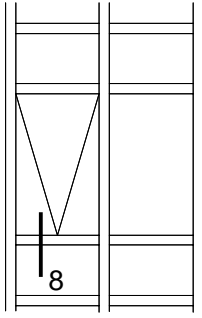


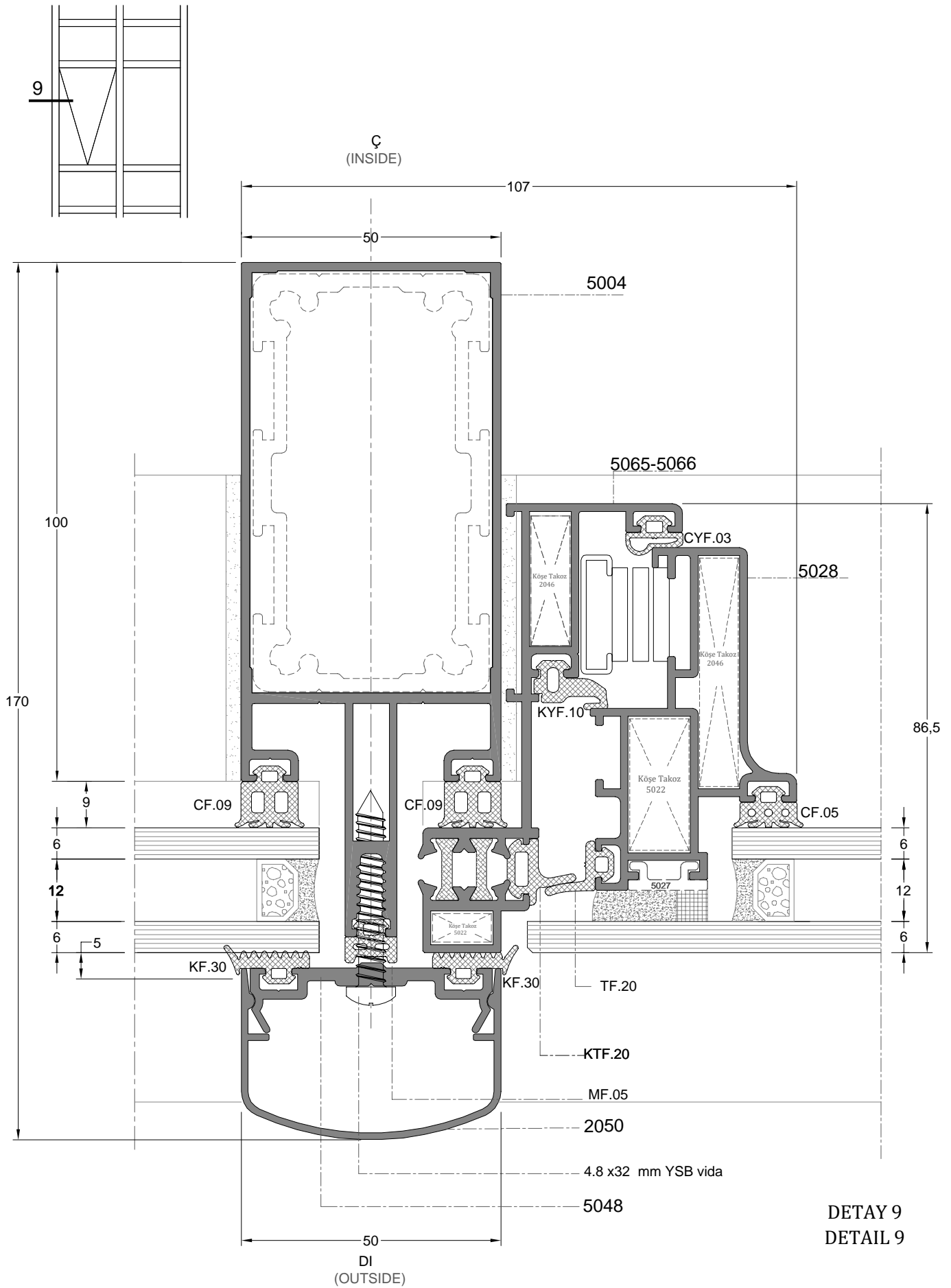


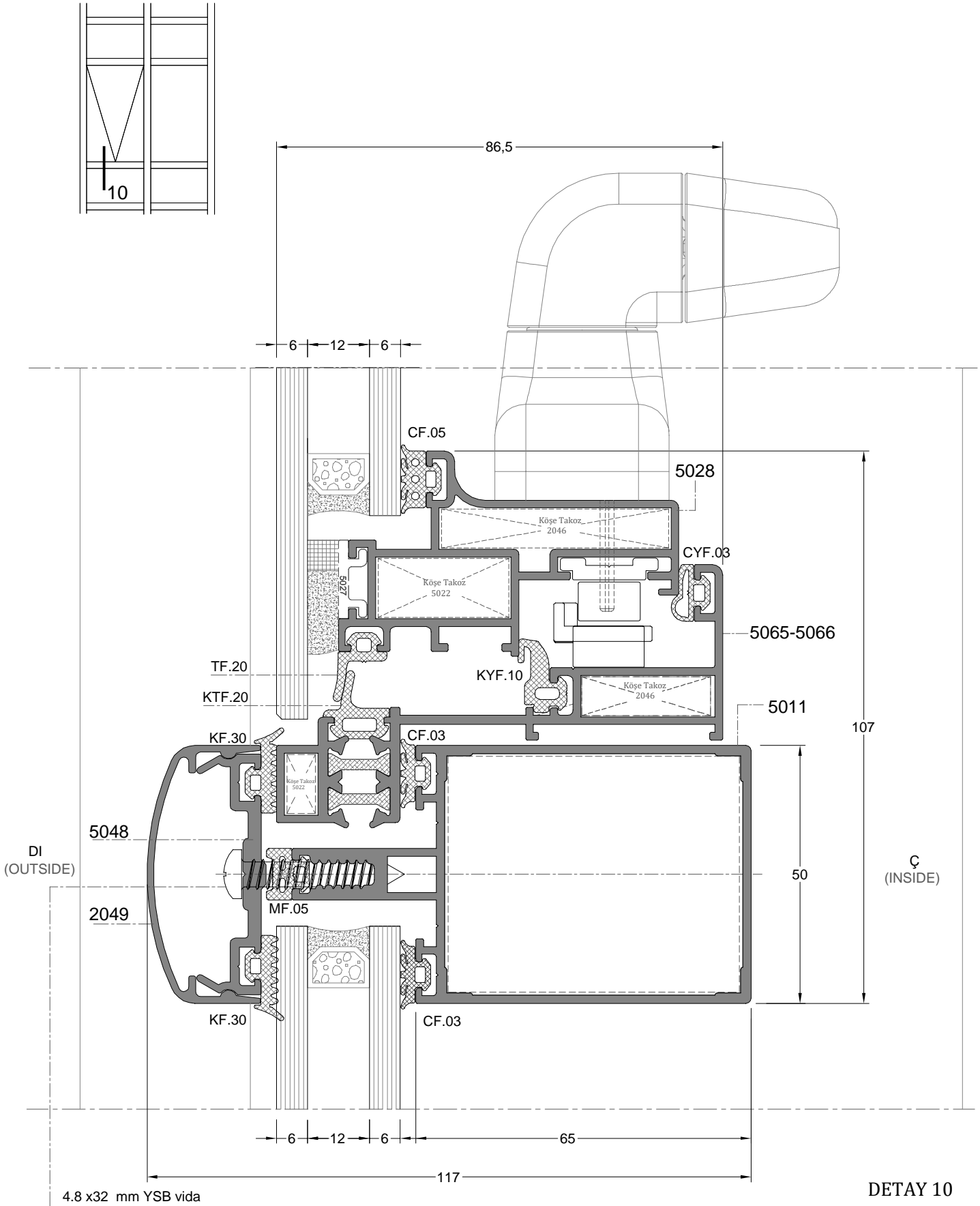




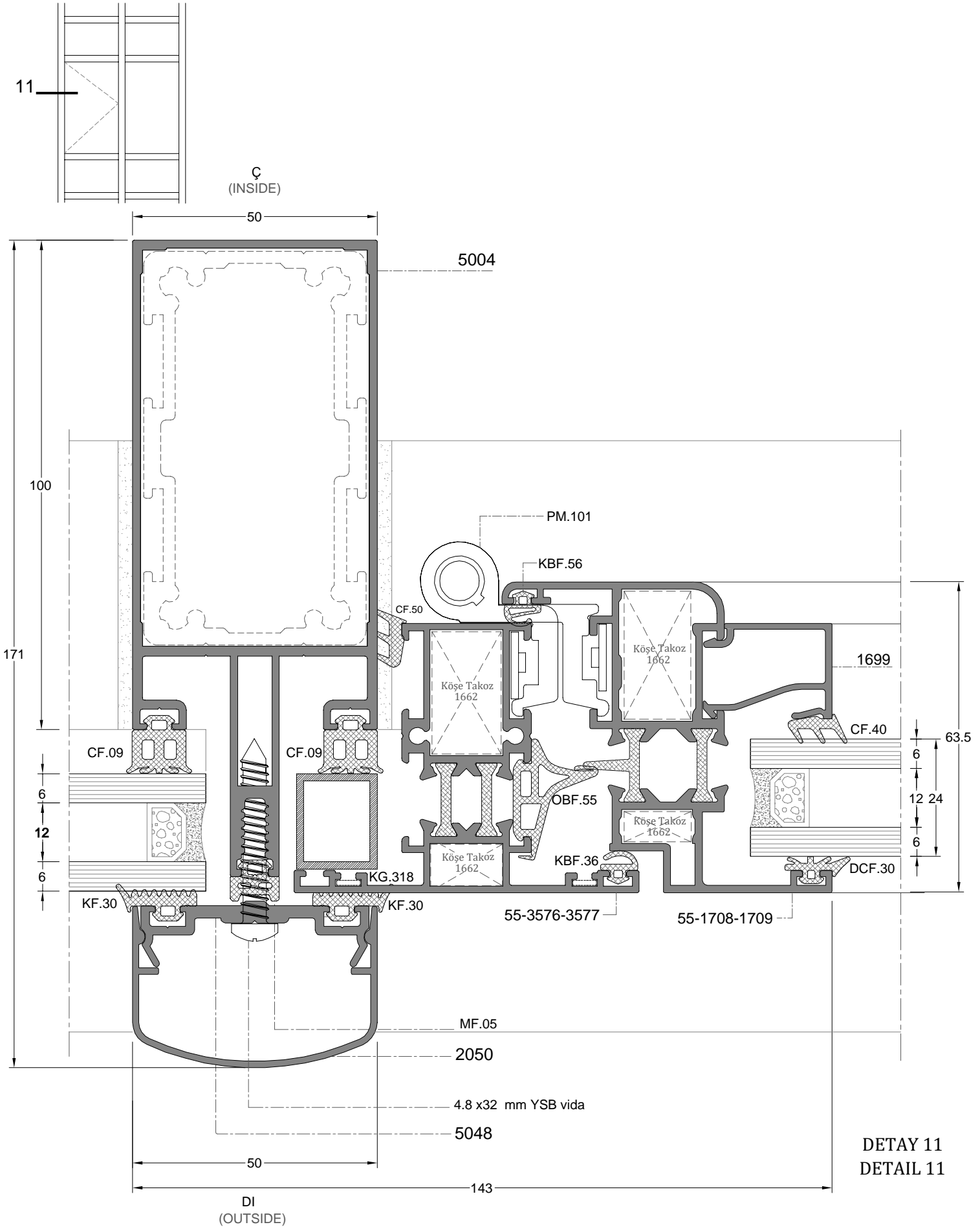


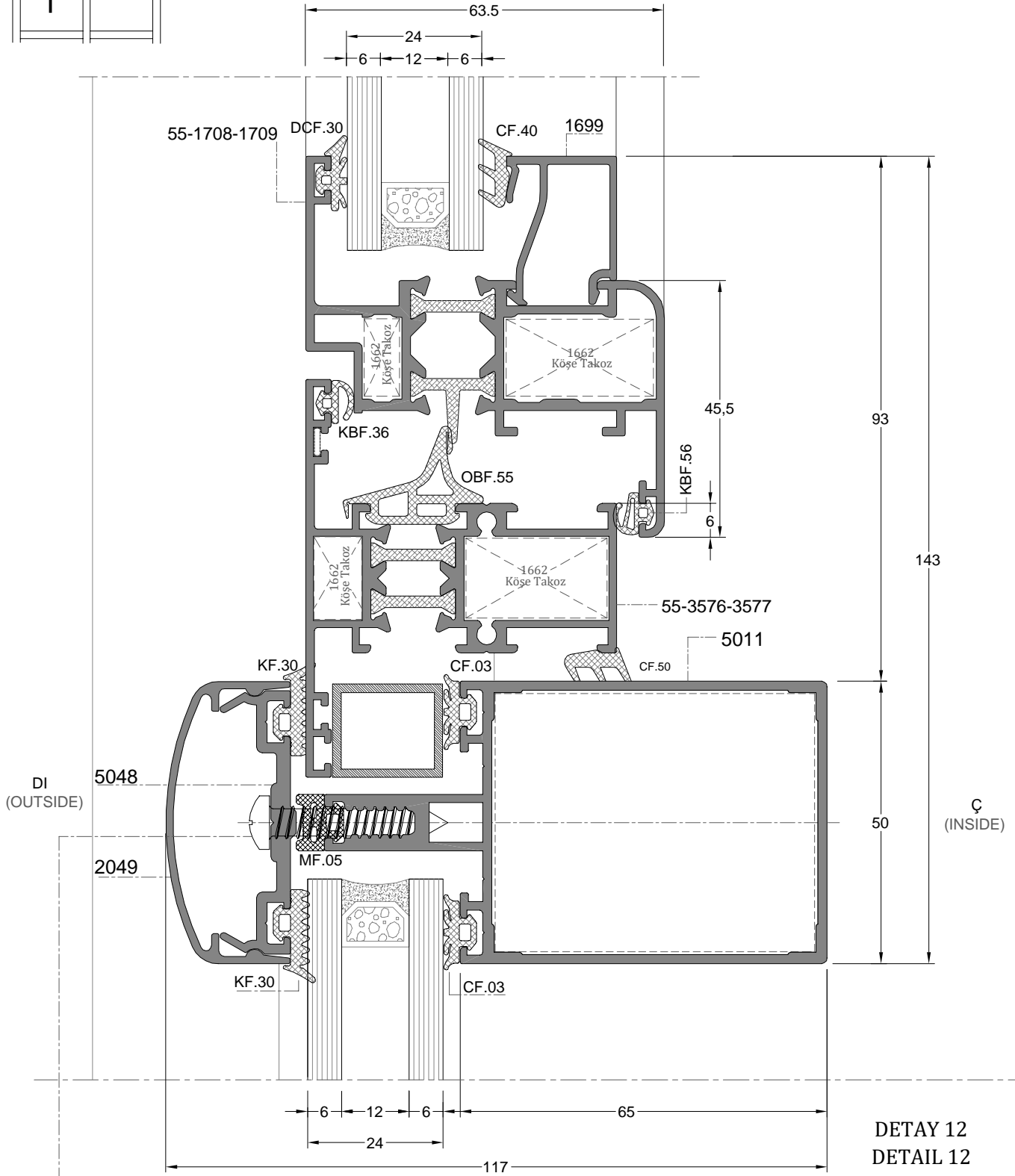
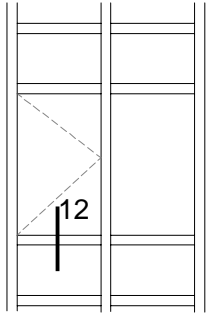




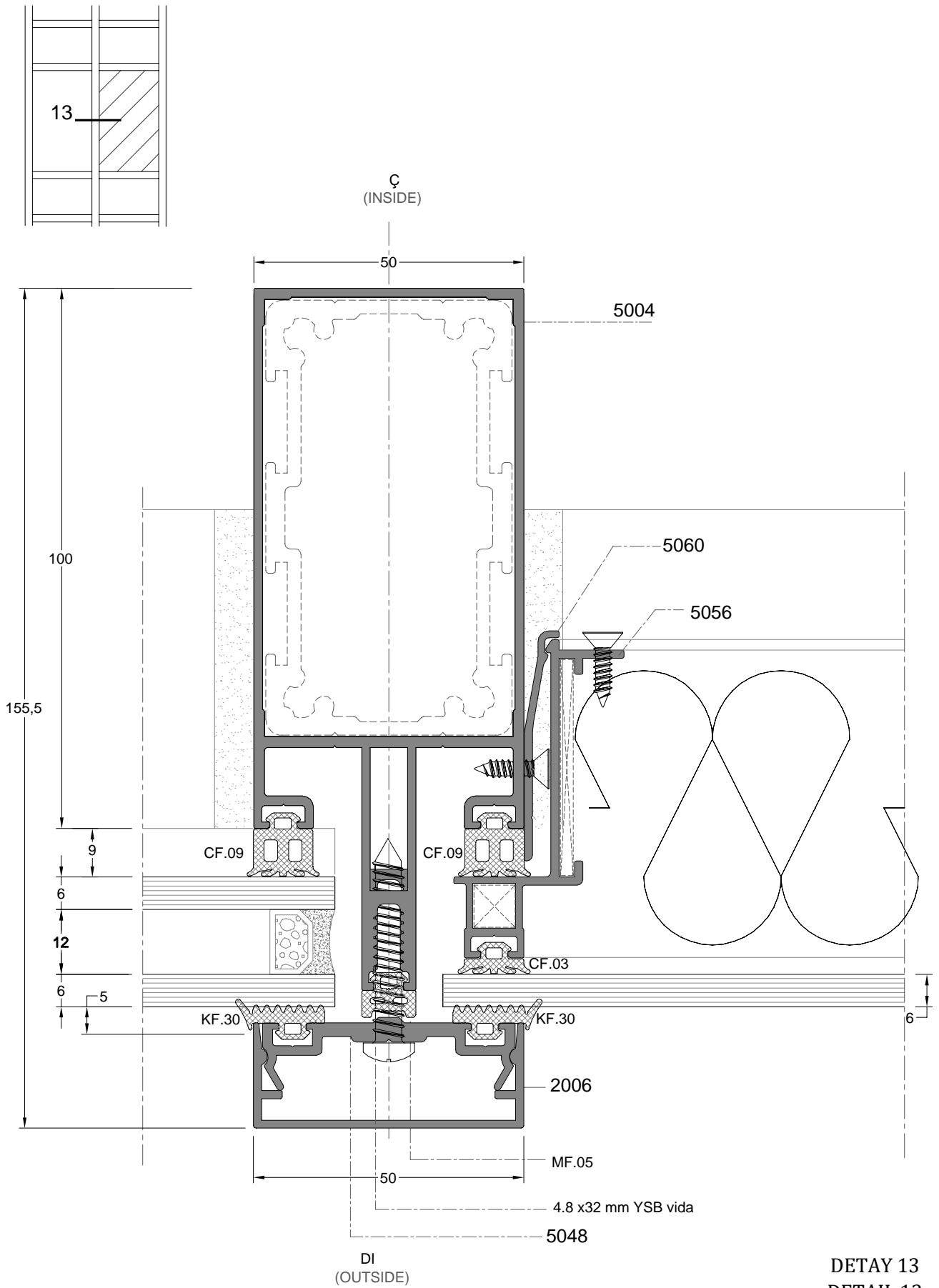


DETAY 10
DETAIL 10

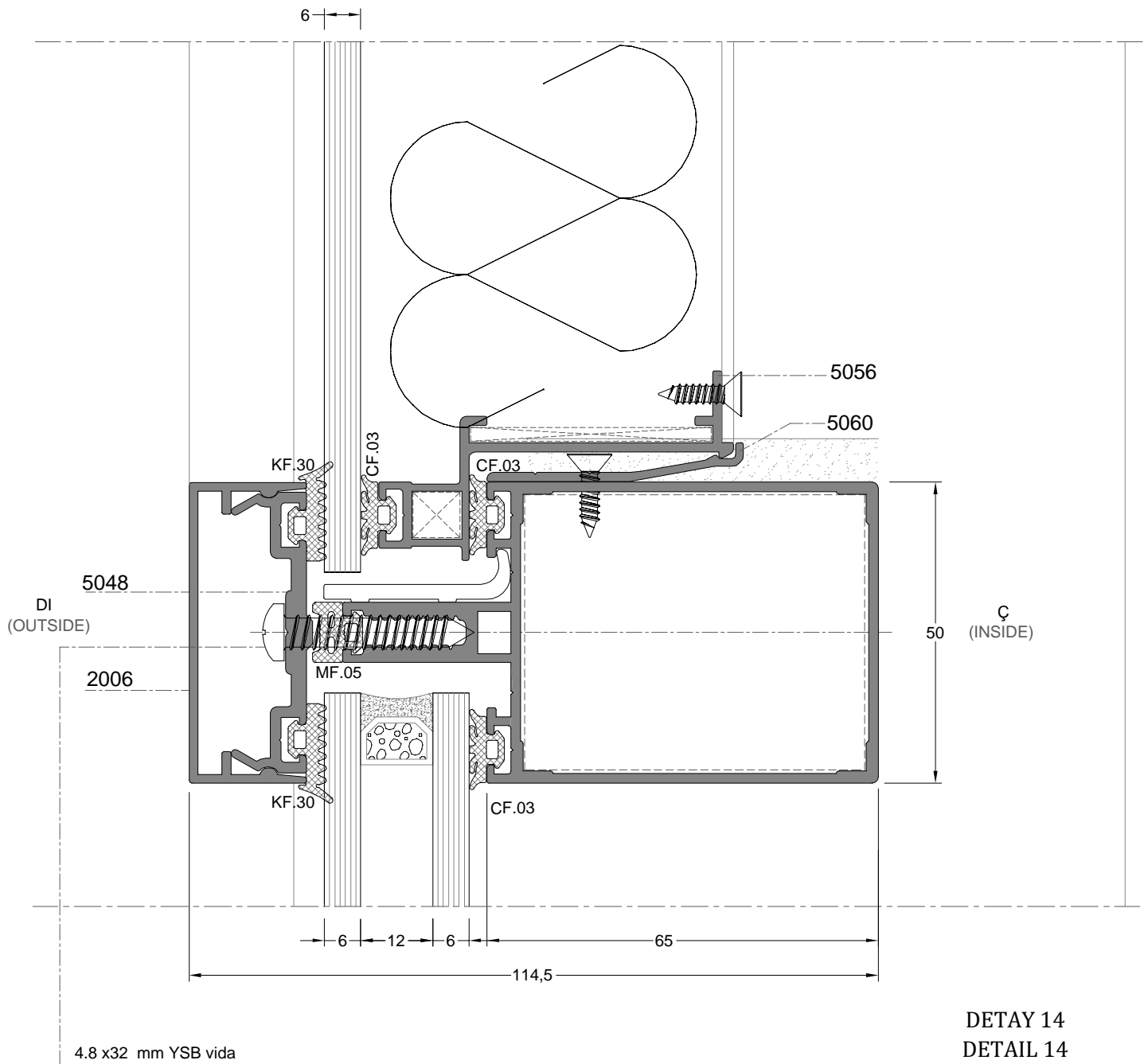
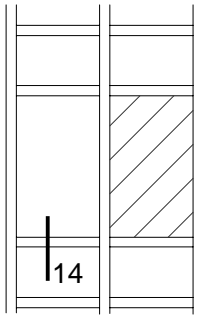


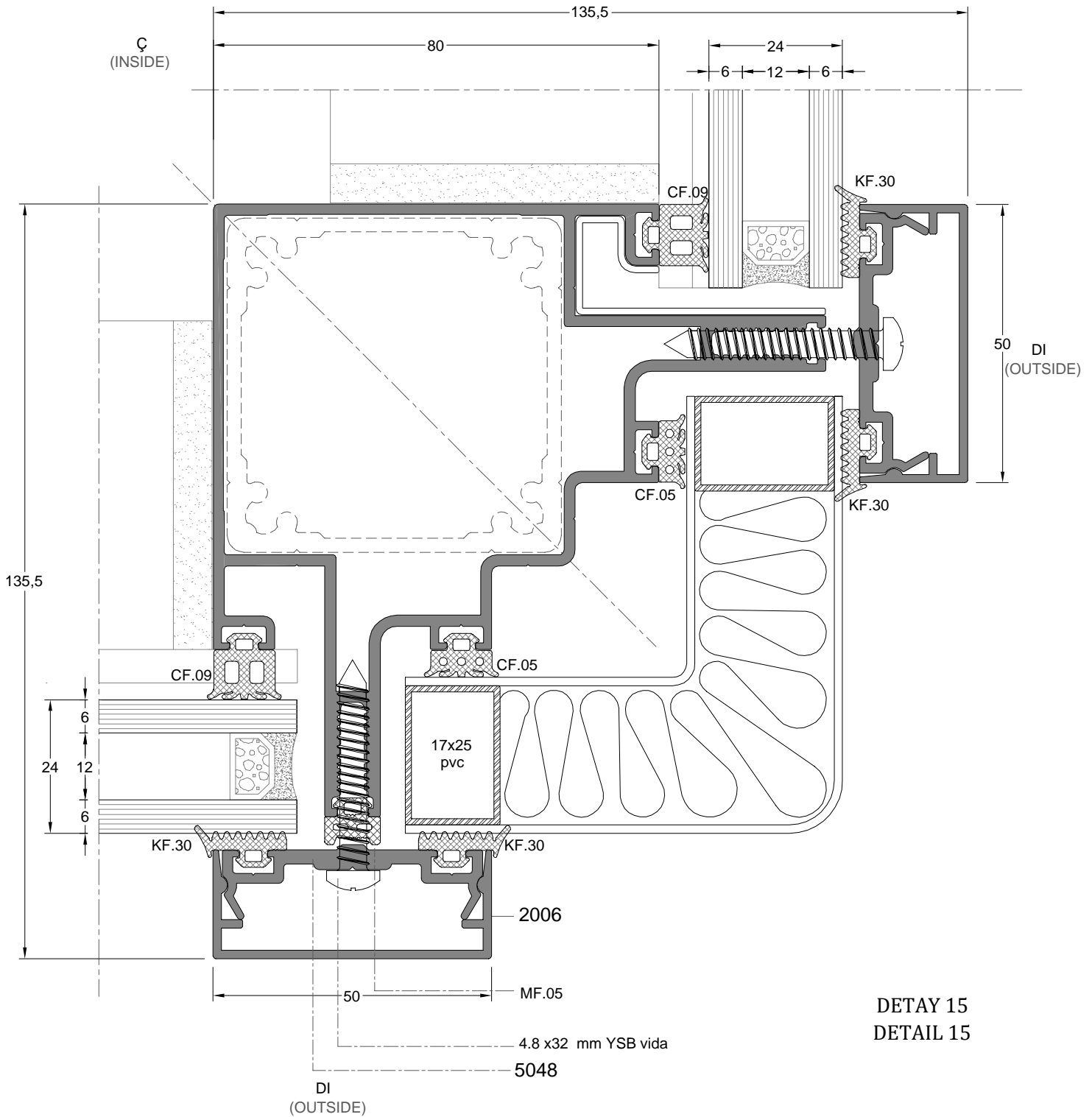
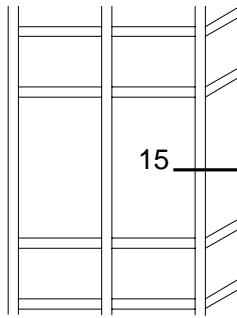


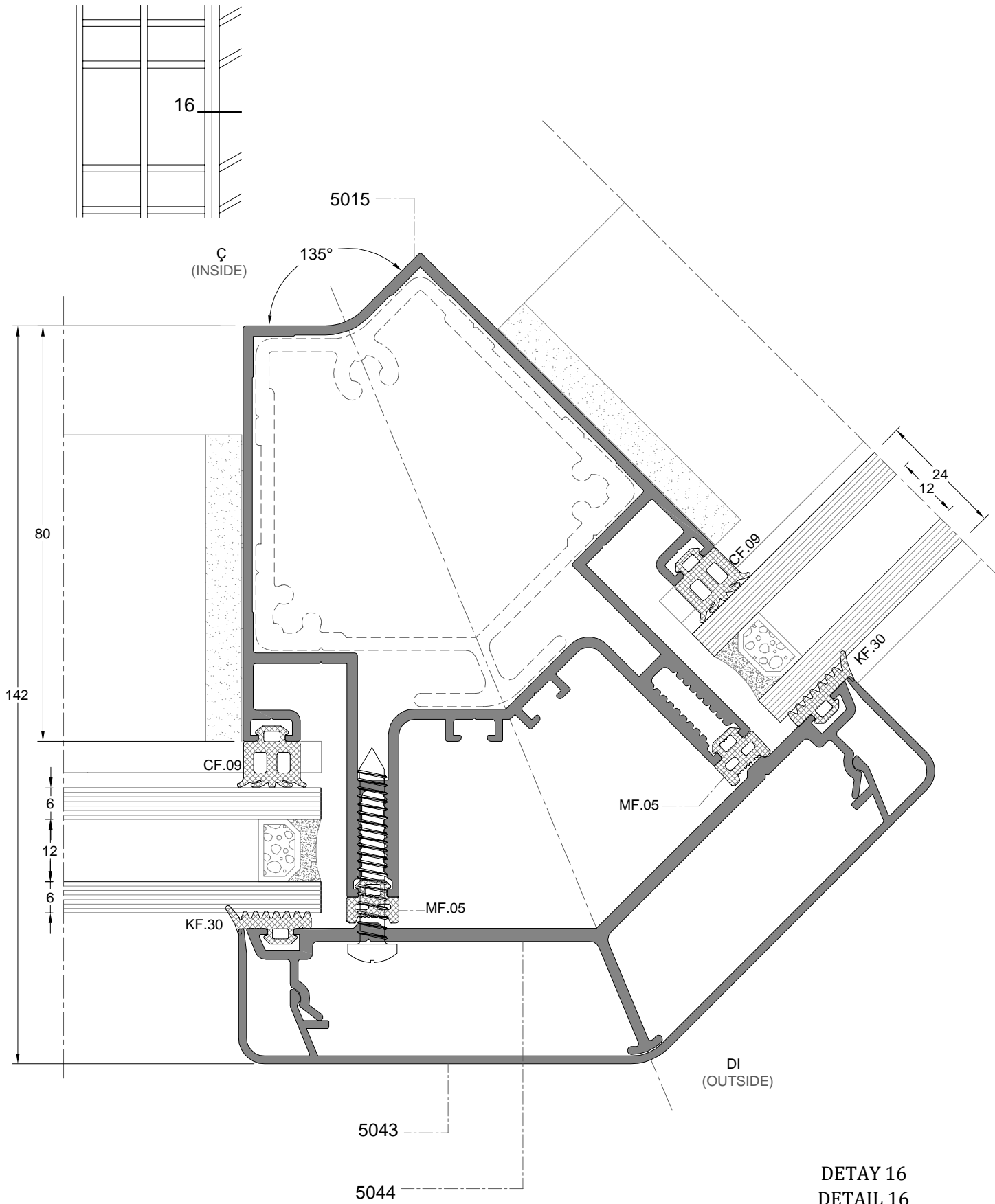
4.8 x32 mm YSB vida



DETAY 13
DETAIL 13

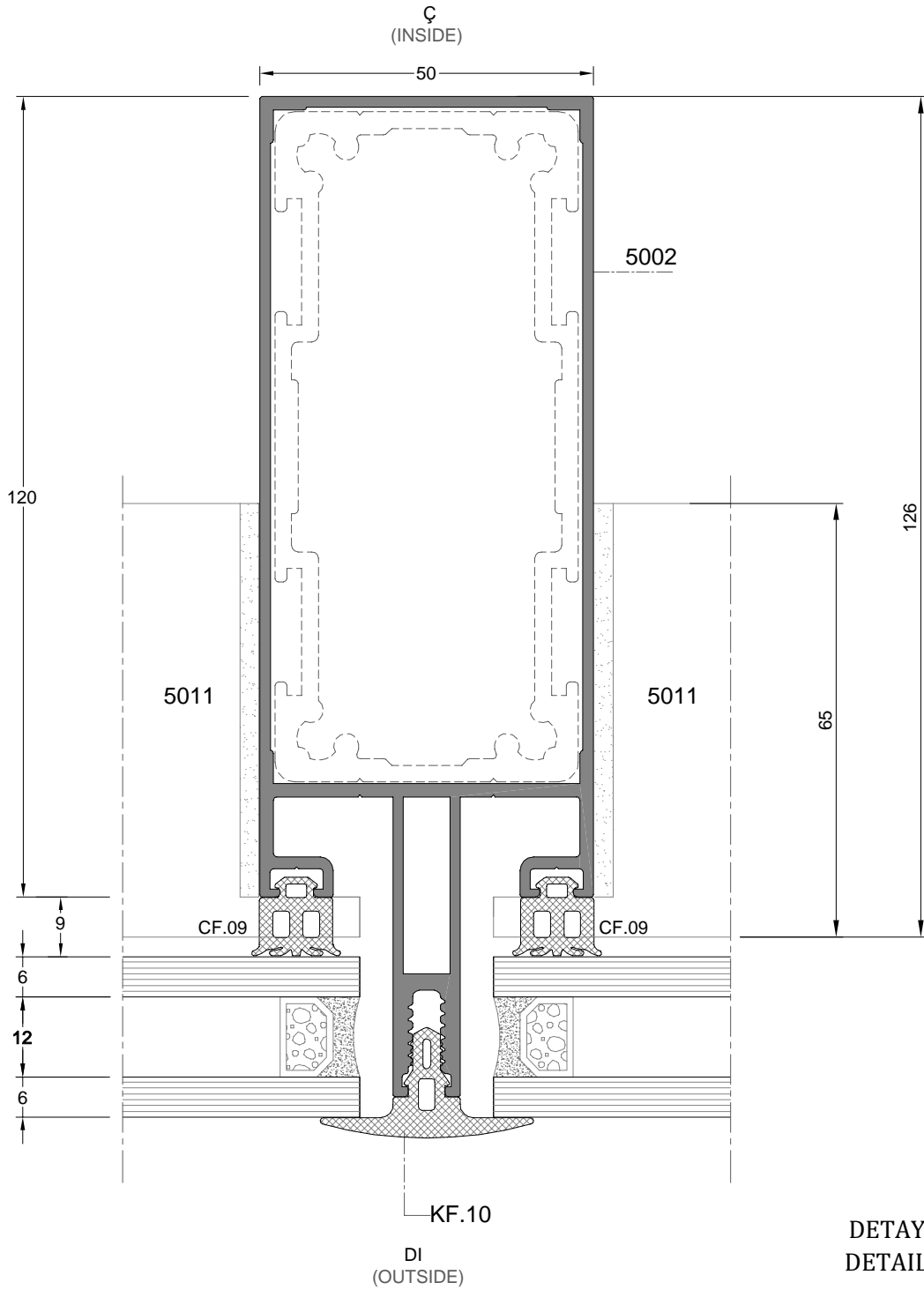
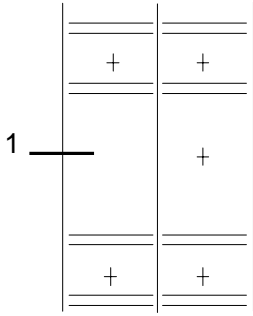


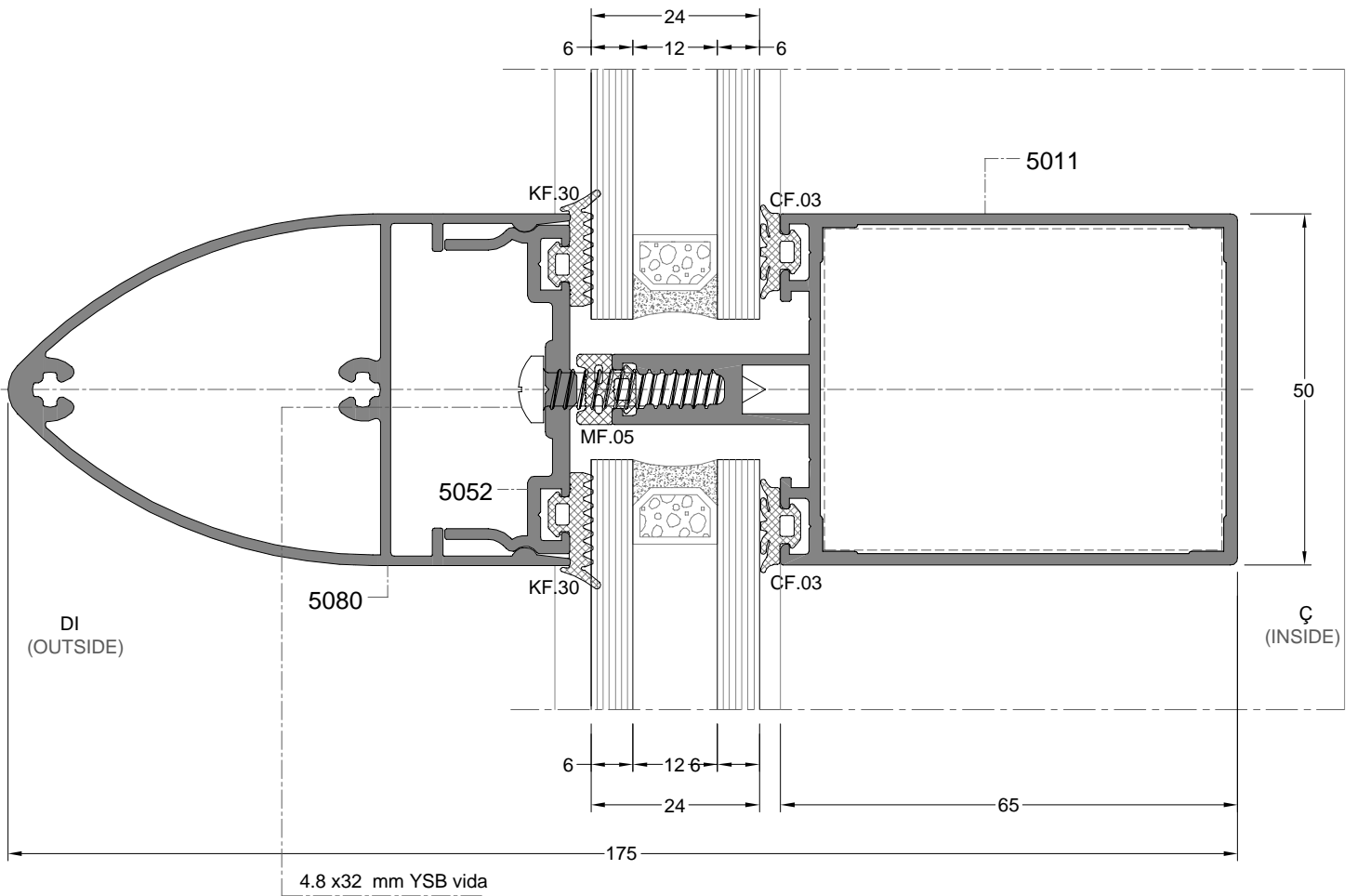
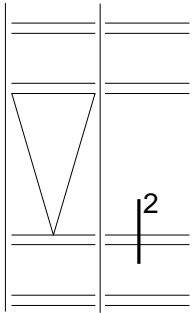




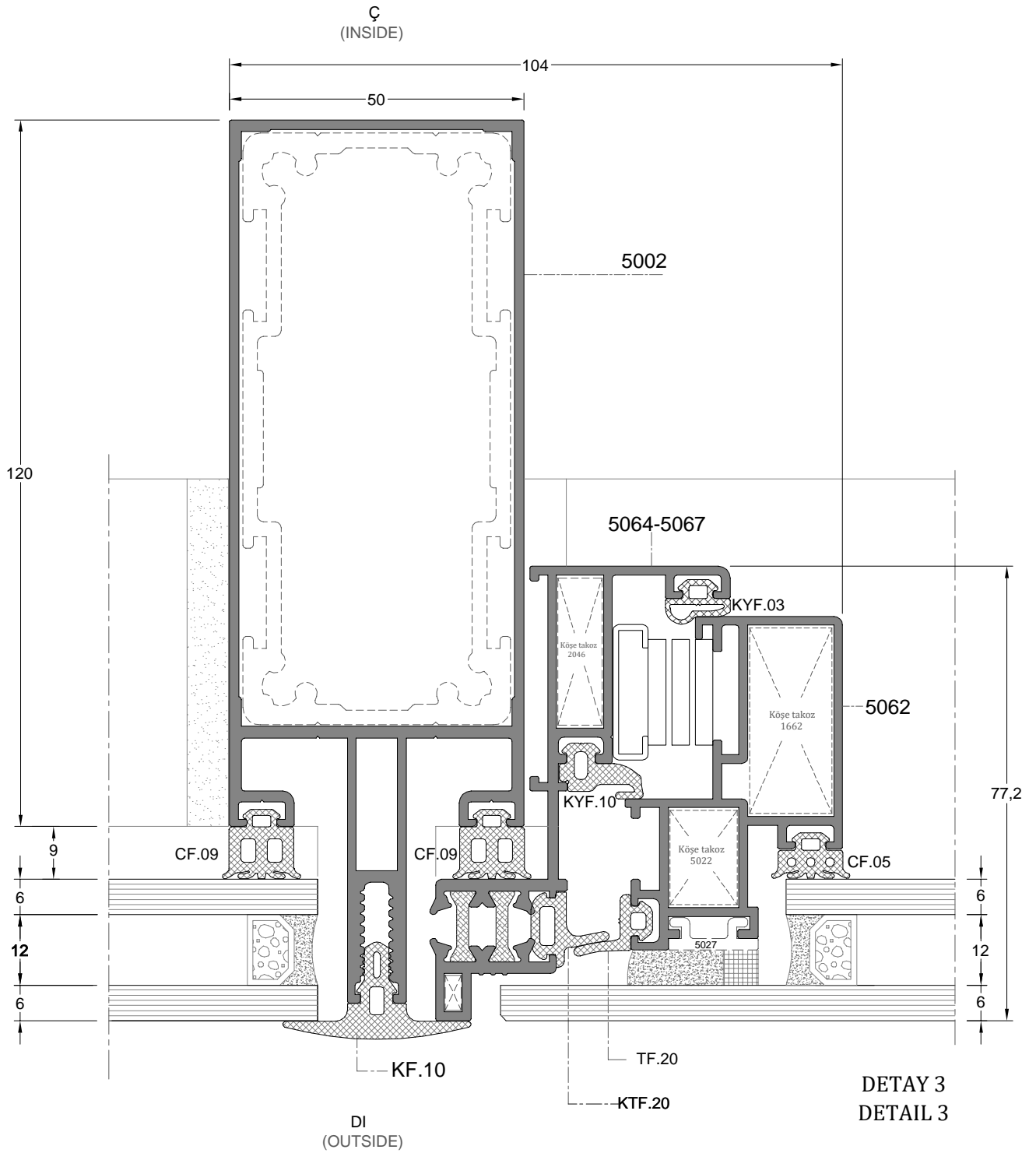
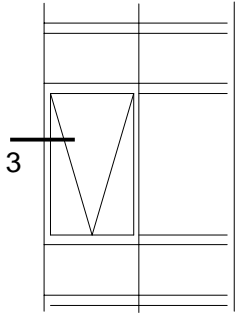
DETAY 16
DETAIL 16

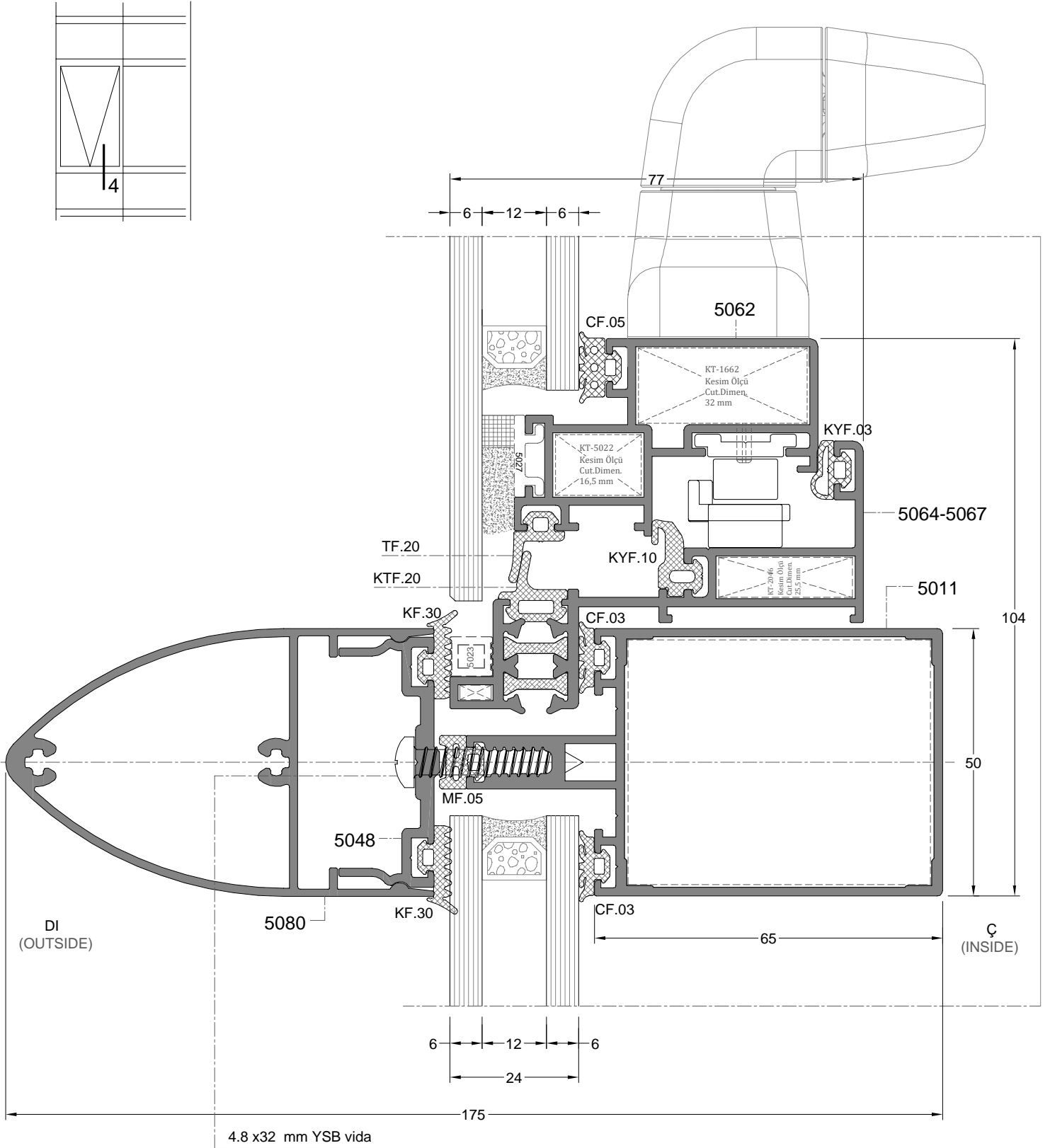
YARI KAPAKLI CEPHE DETAYLARI



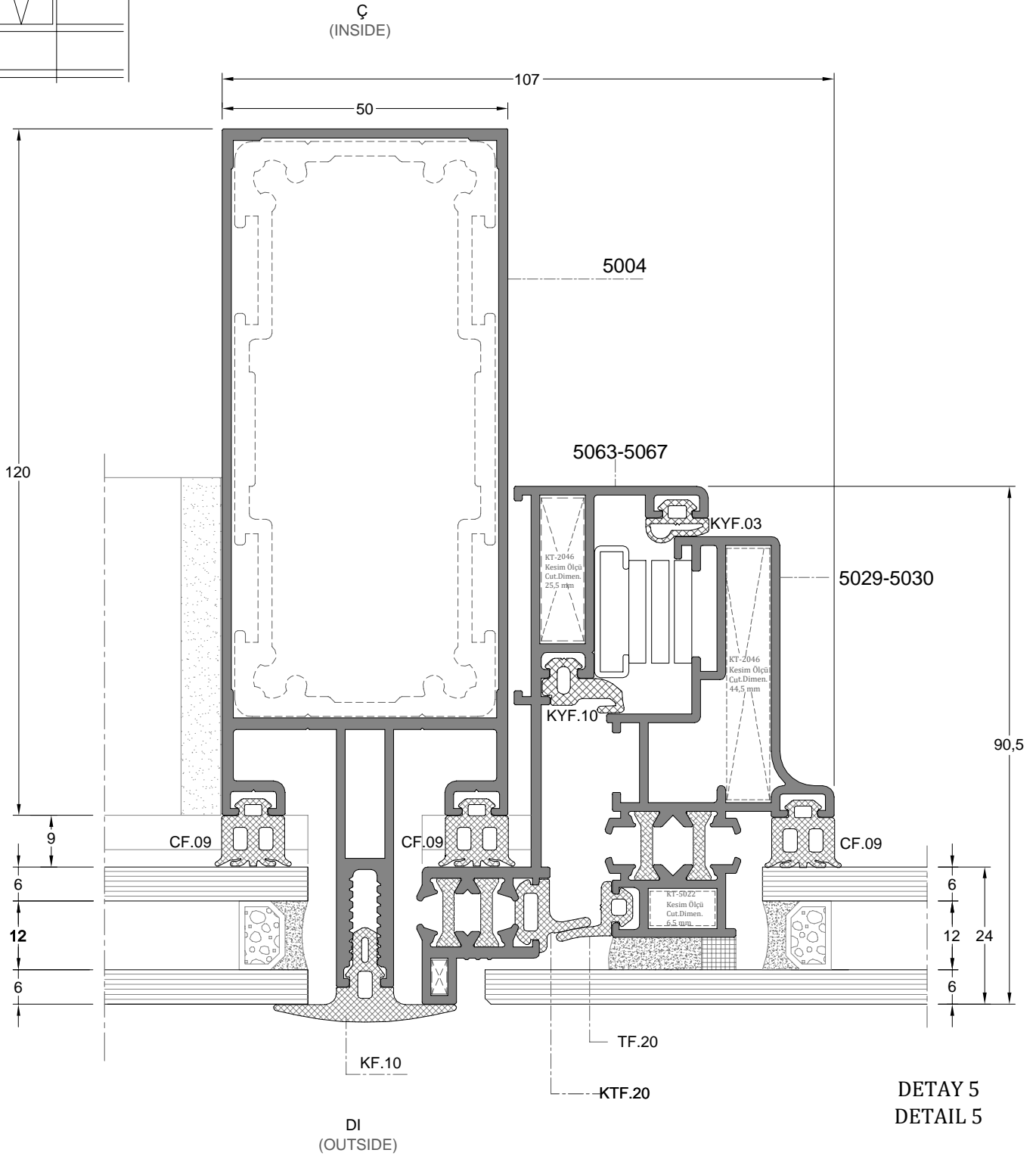
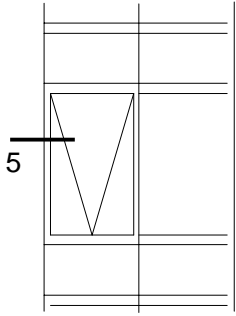


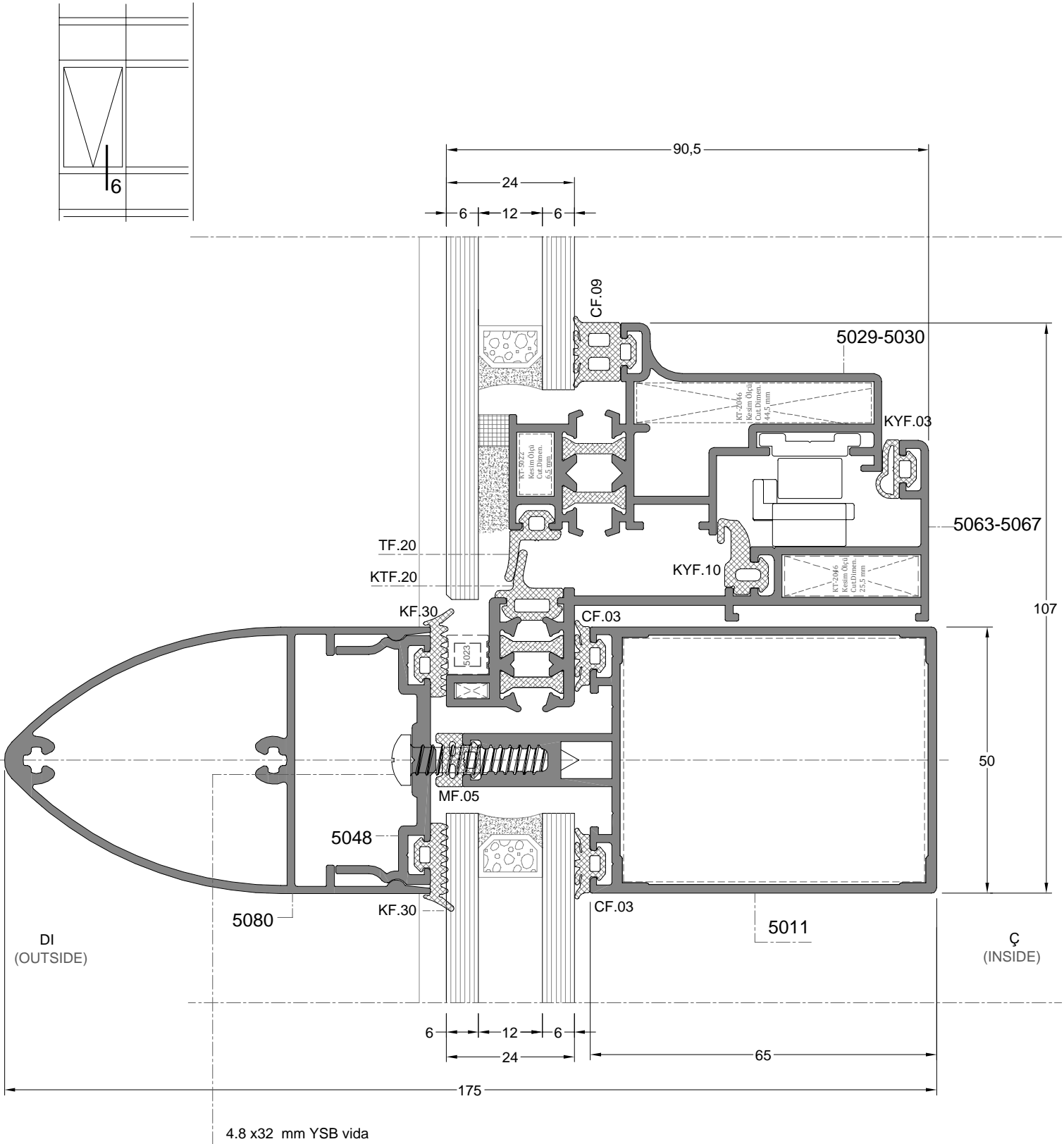
DETAY 2
DETAIL 2



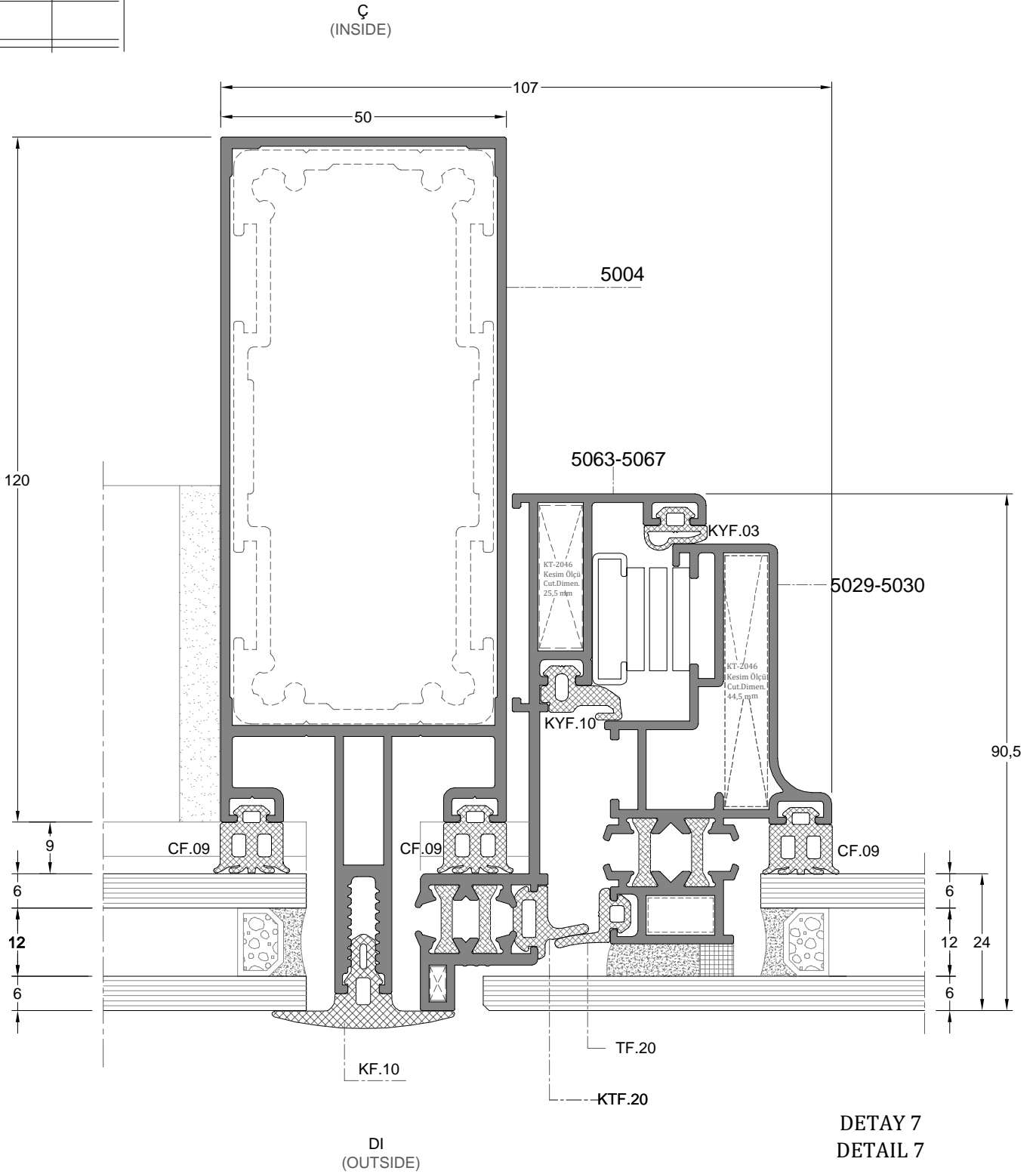
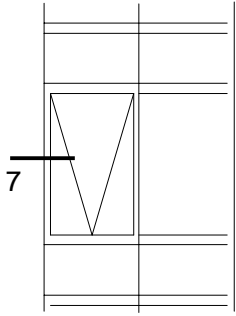


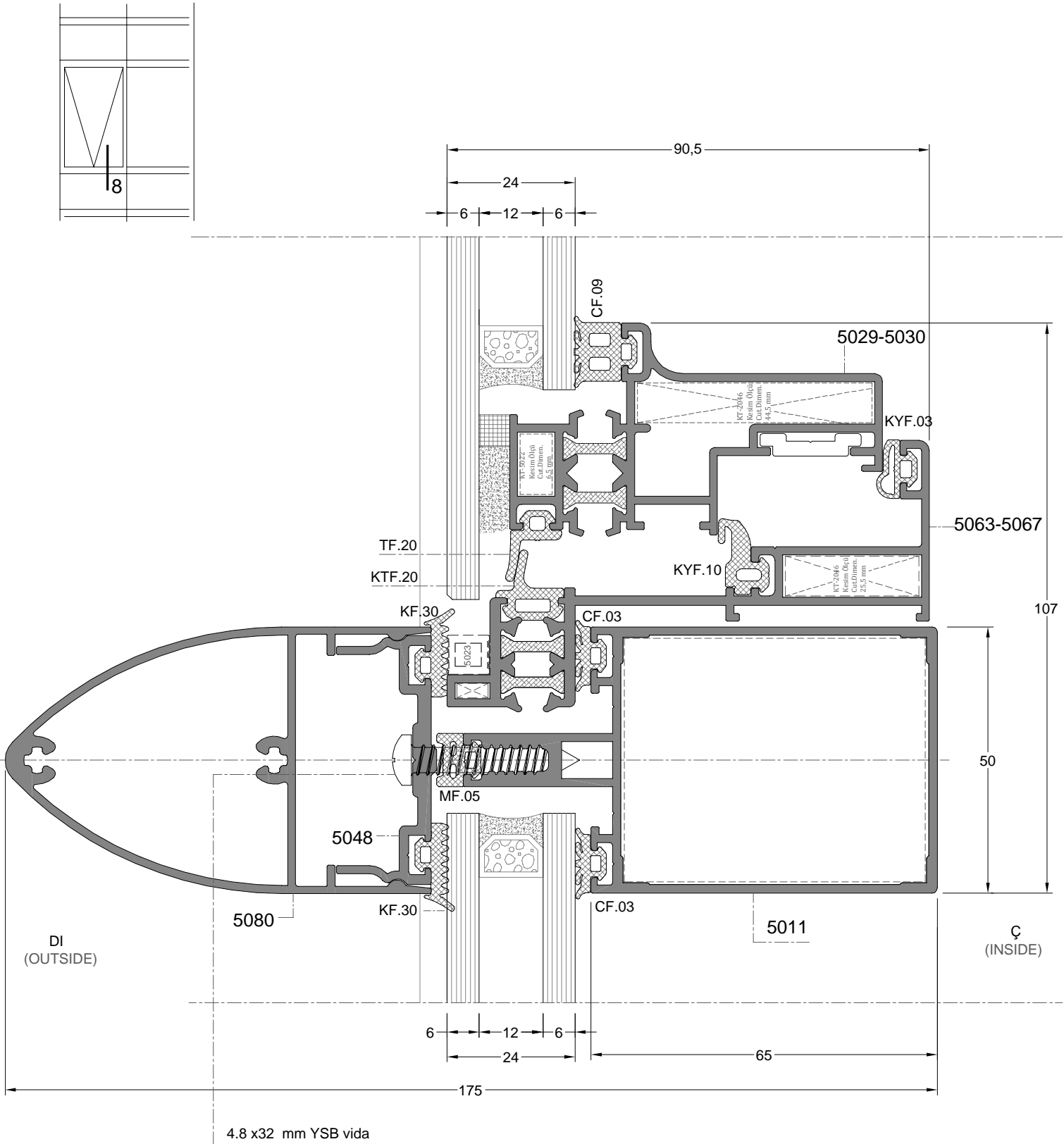
DETAIL 4
DETAIL 4



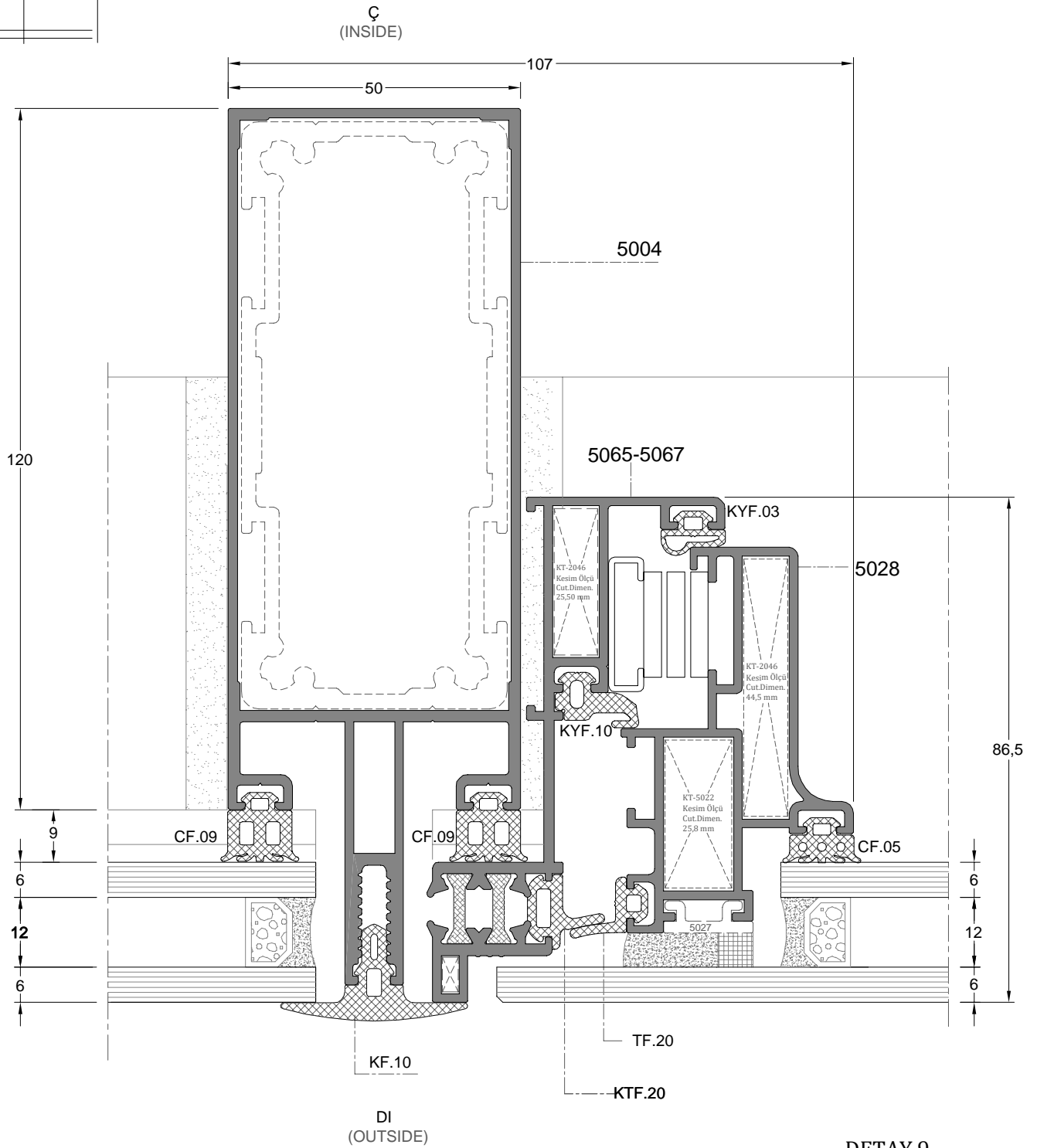
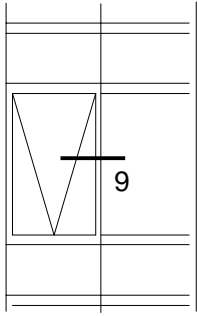


DETAY 6
DETAIL 6

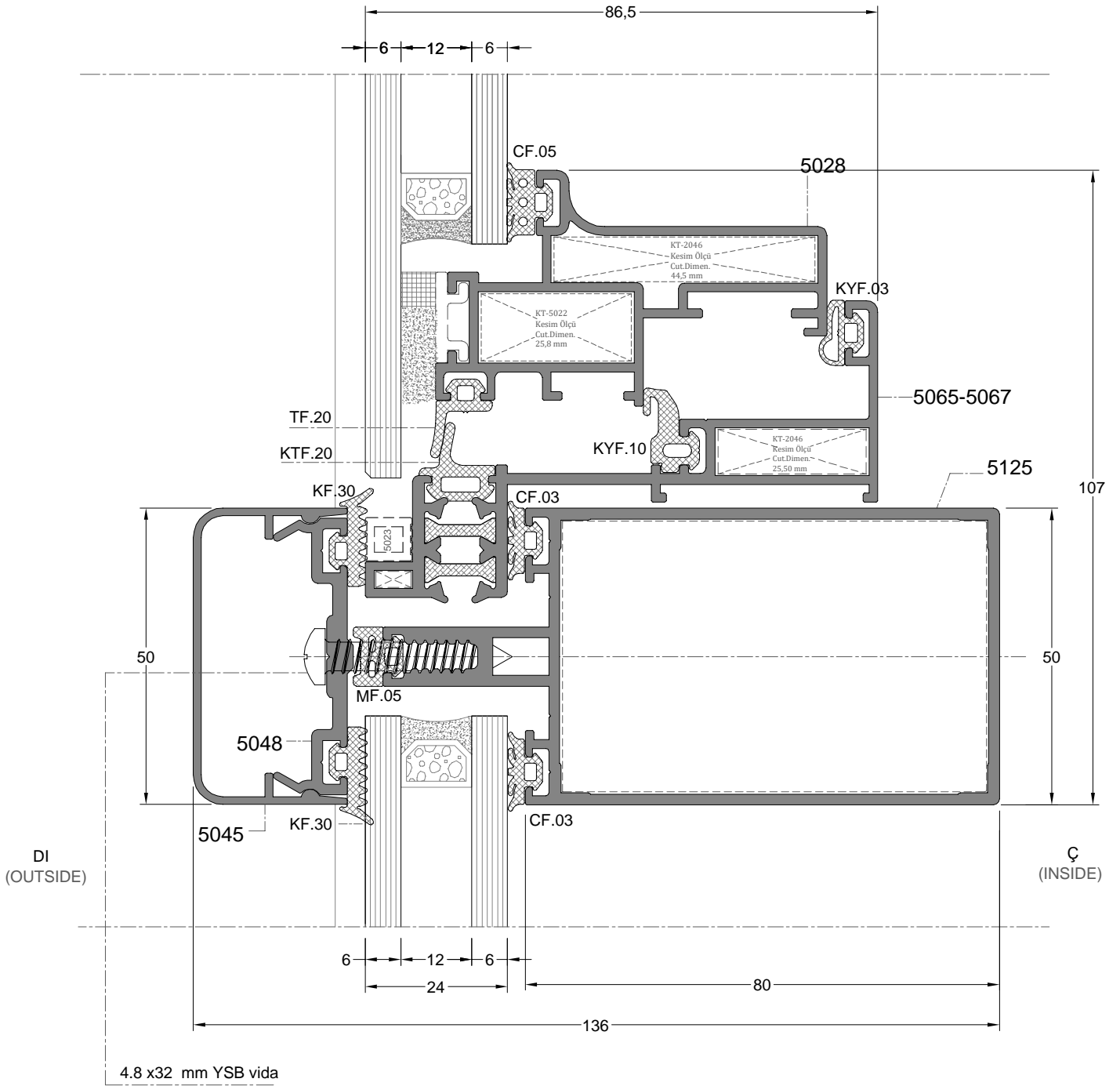
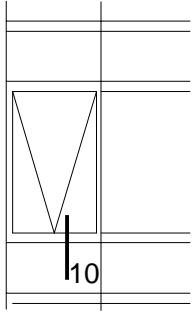




DETAIL 8
DETAIL 8



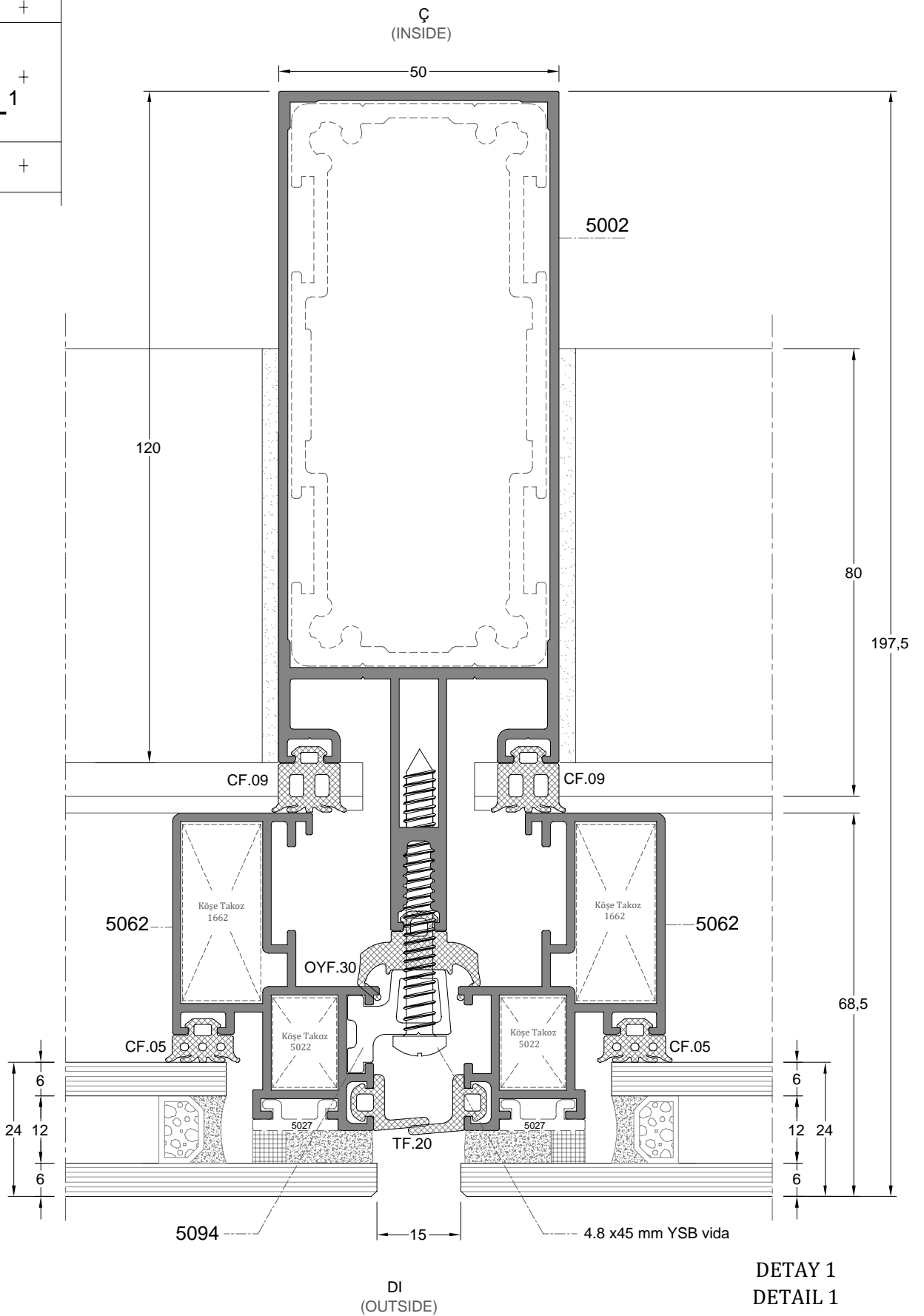
DETAY 9
DETAIL 9



DETAY 10
DETAIL 10

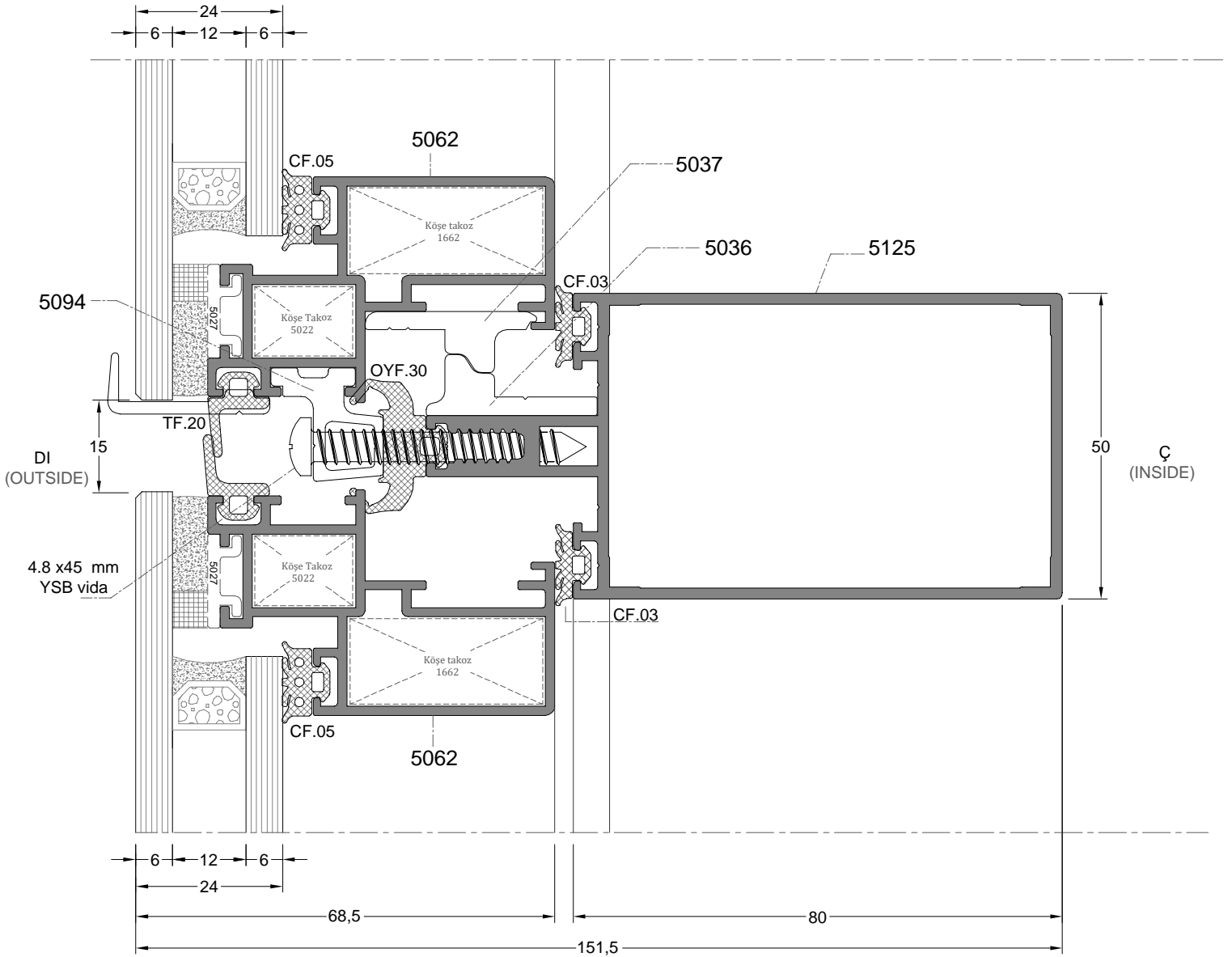
SİLİKONLU CEPHE SİSTEMİ DETAYLARI

+	+
+	+
1	
+	+



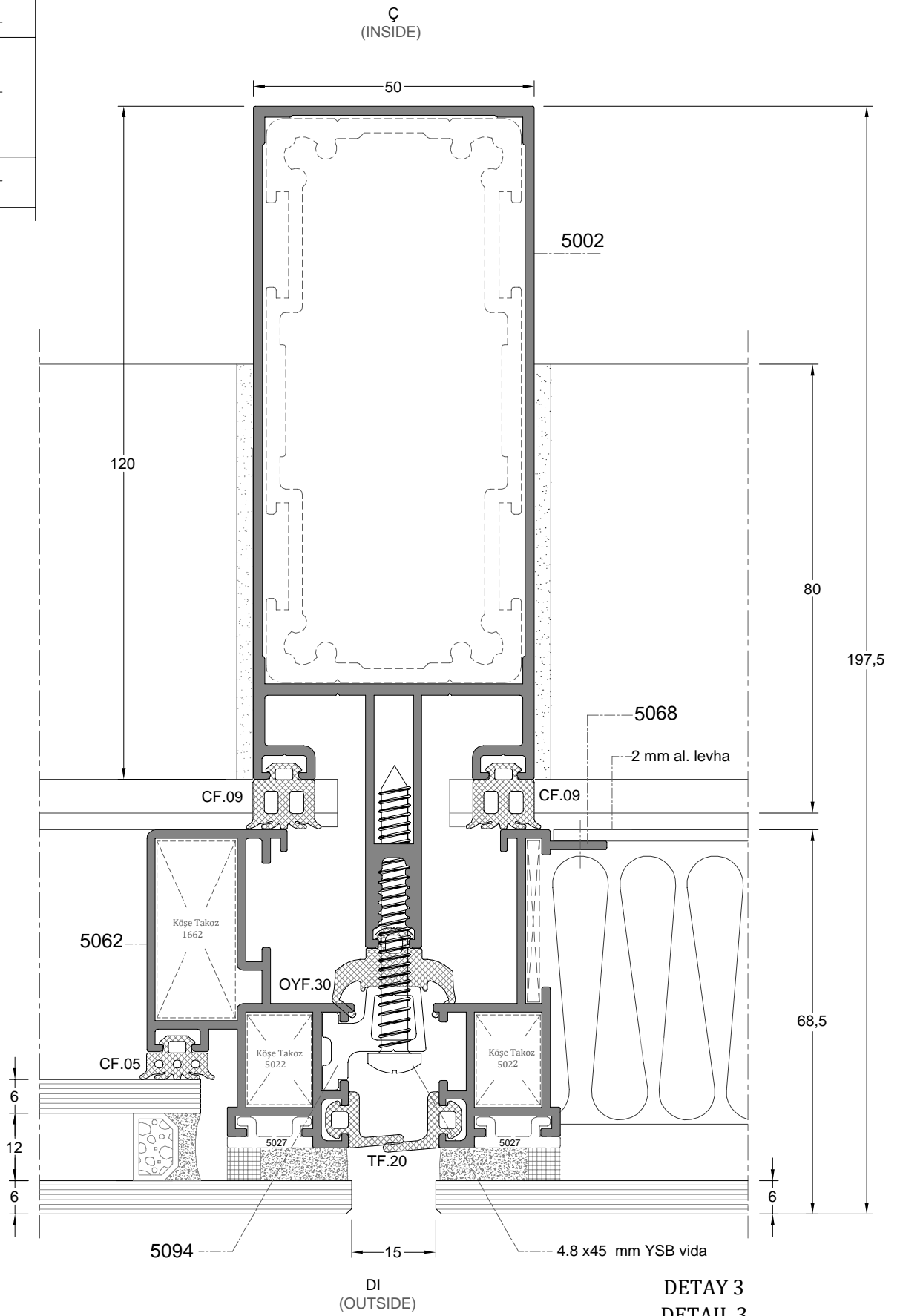
+	+
+	+
+	+

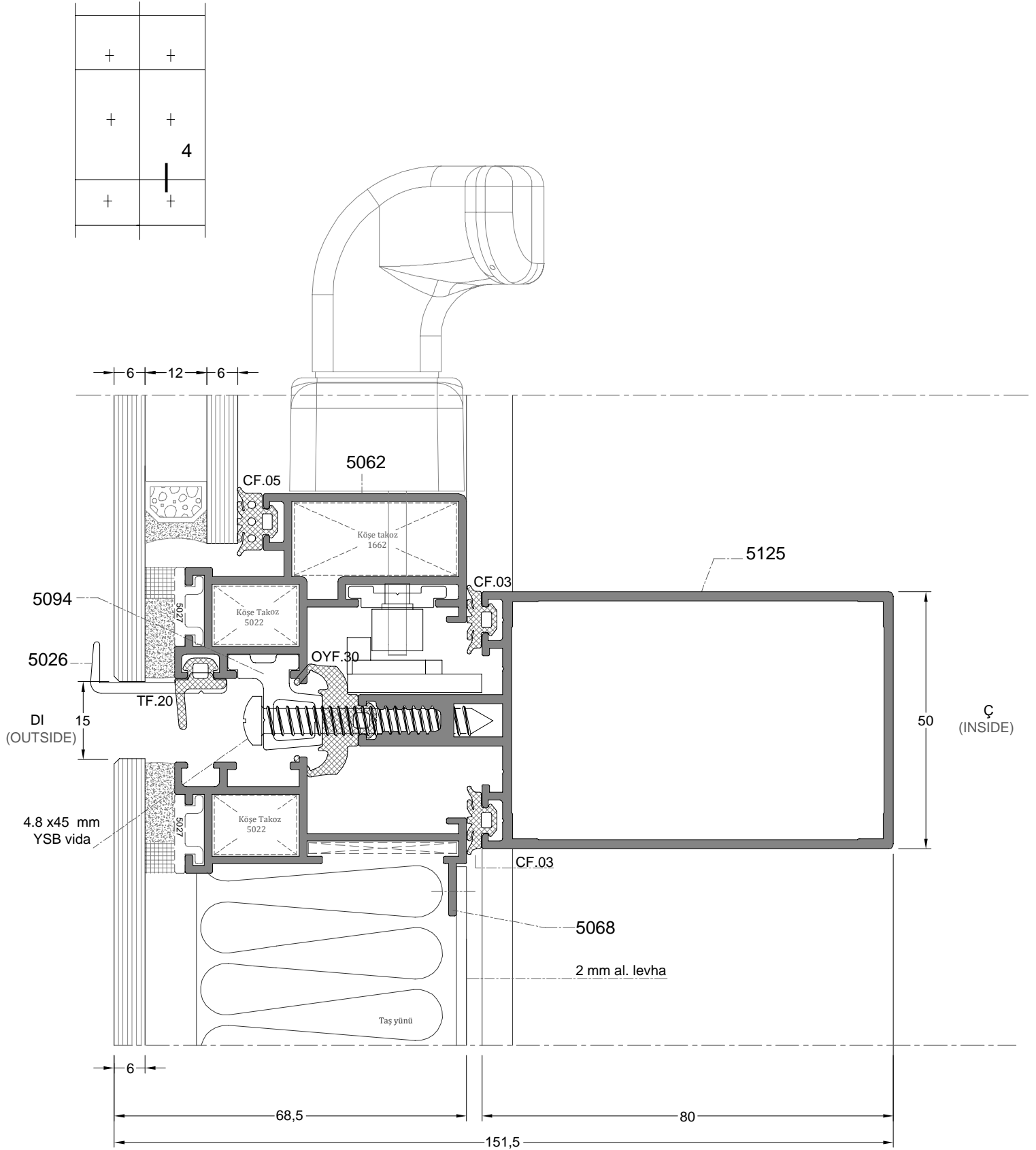
2



DETAY 2
DETAIL 2

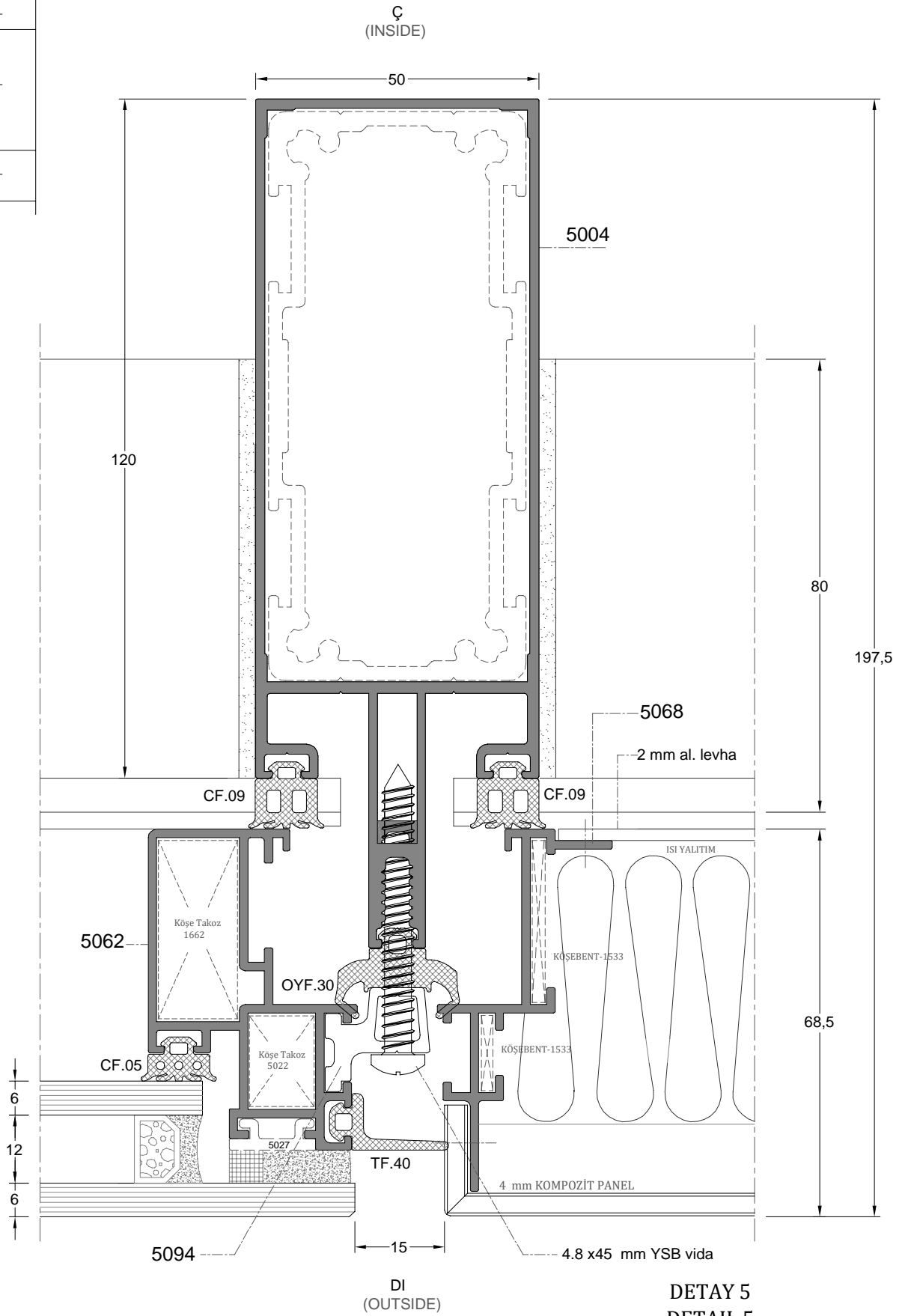
+	+
+	+
3	
+	+



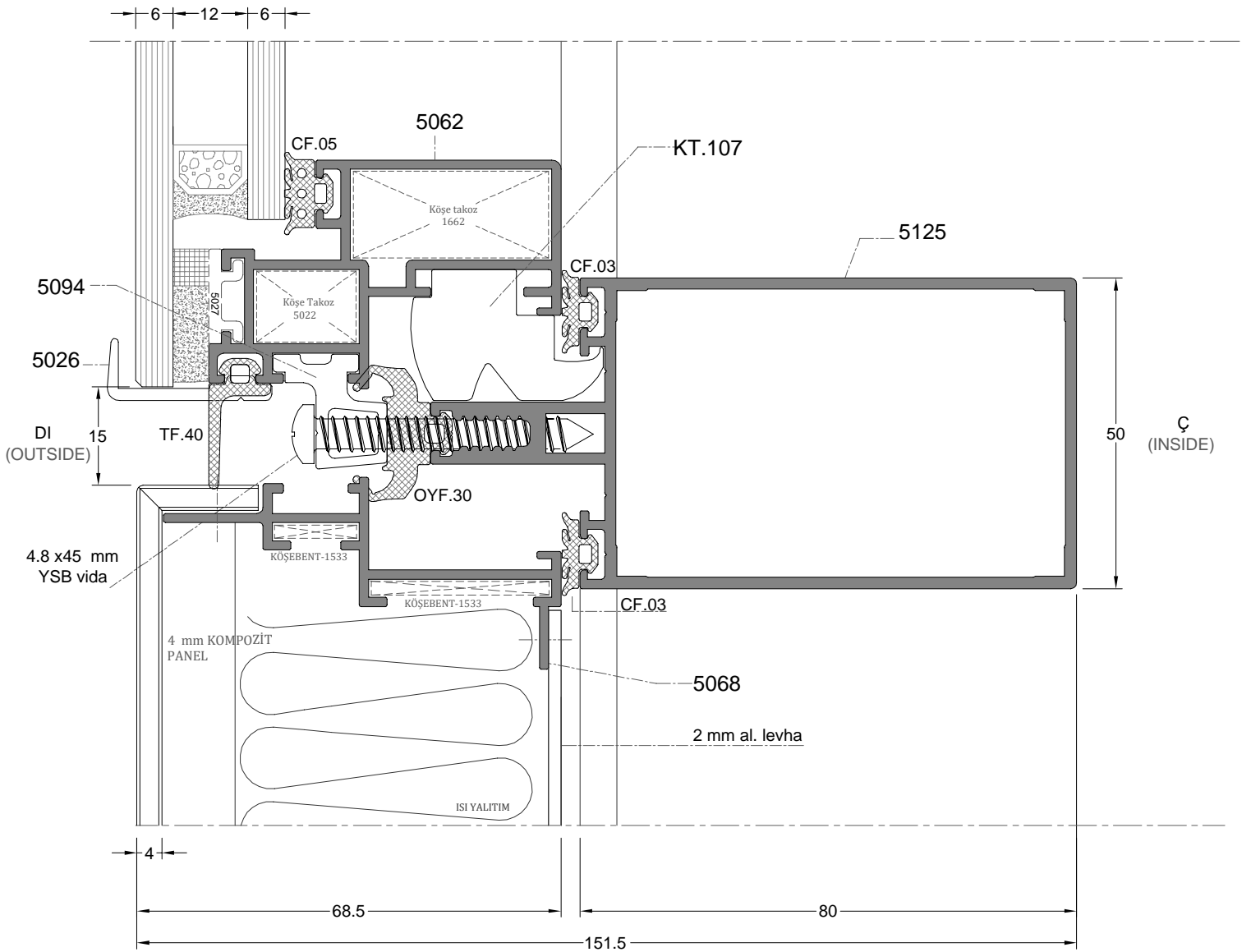


DETAY 4
DETAIL 4

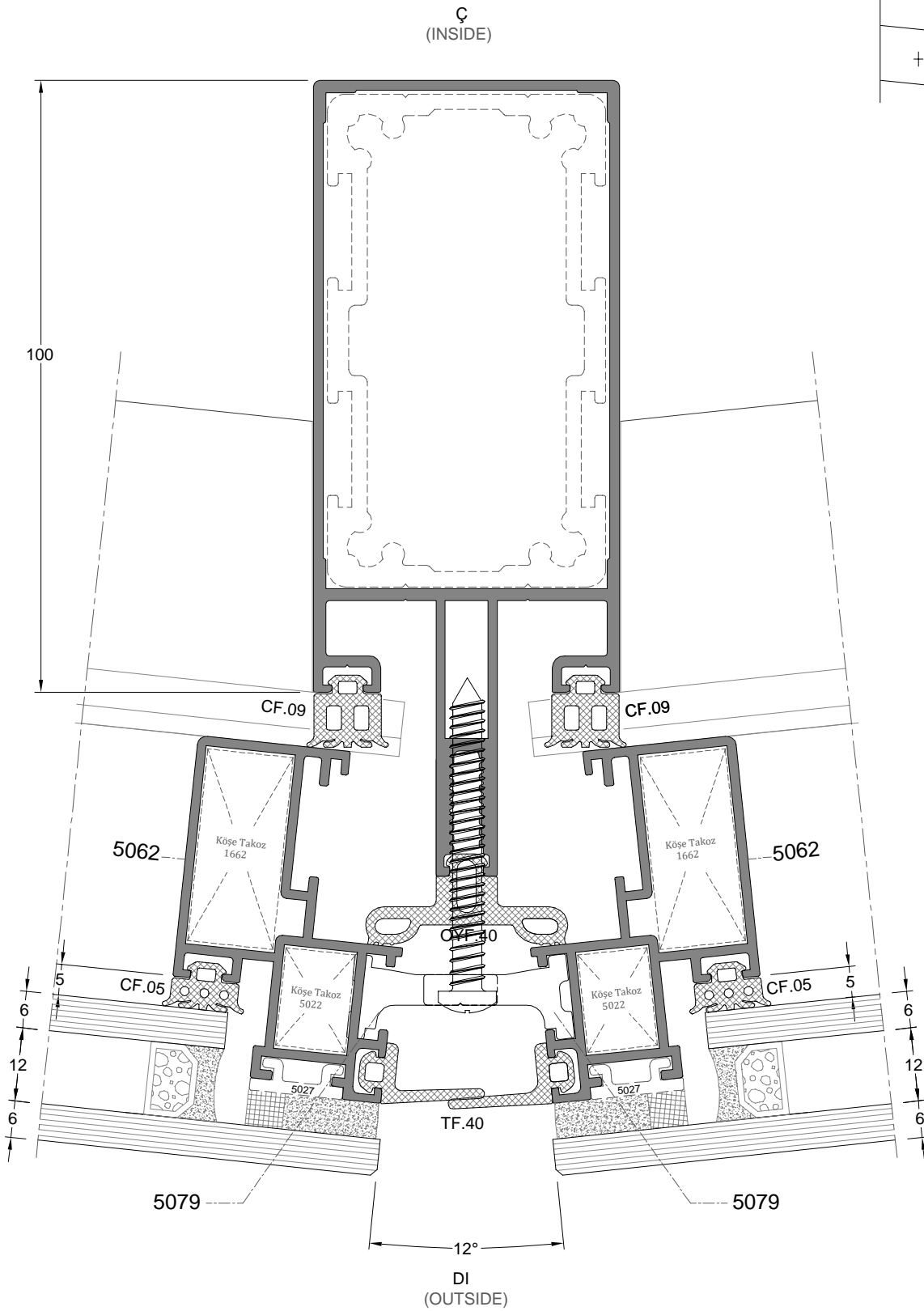
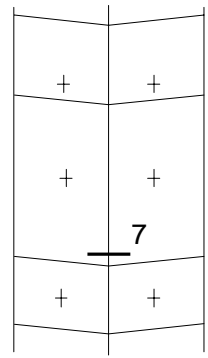
+	+
+	+
5	
+	+



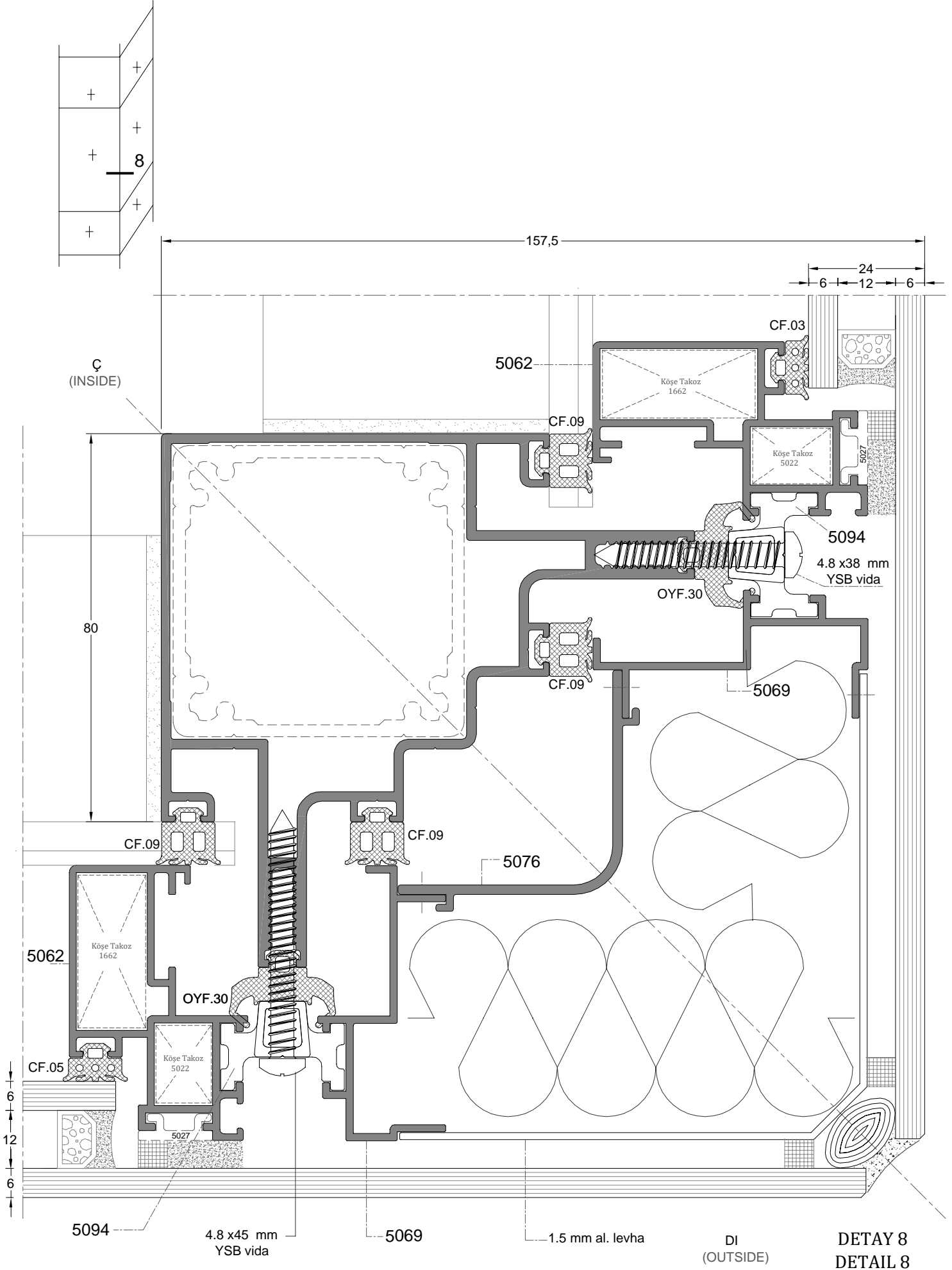
	+	+
	+	+
		6
	+	+

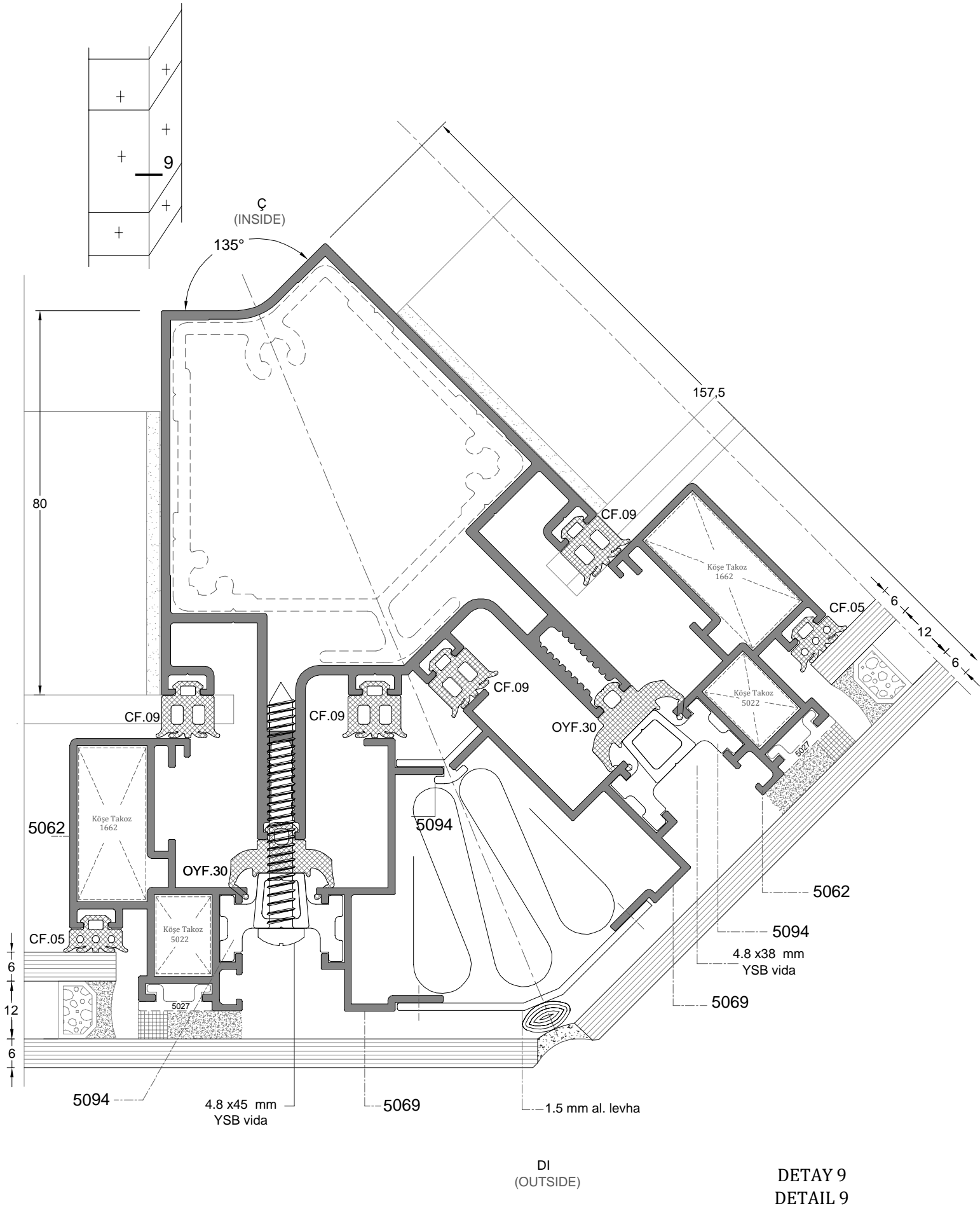


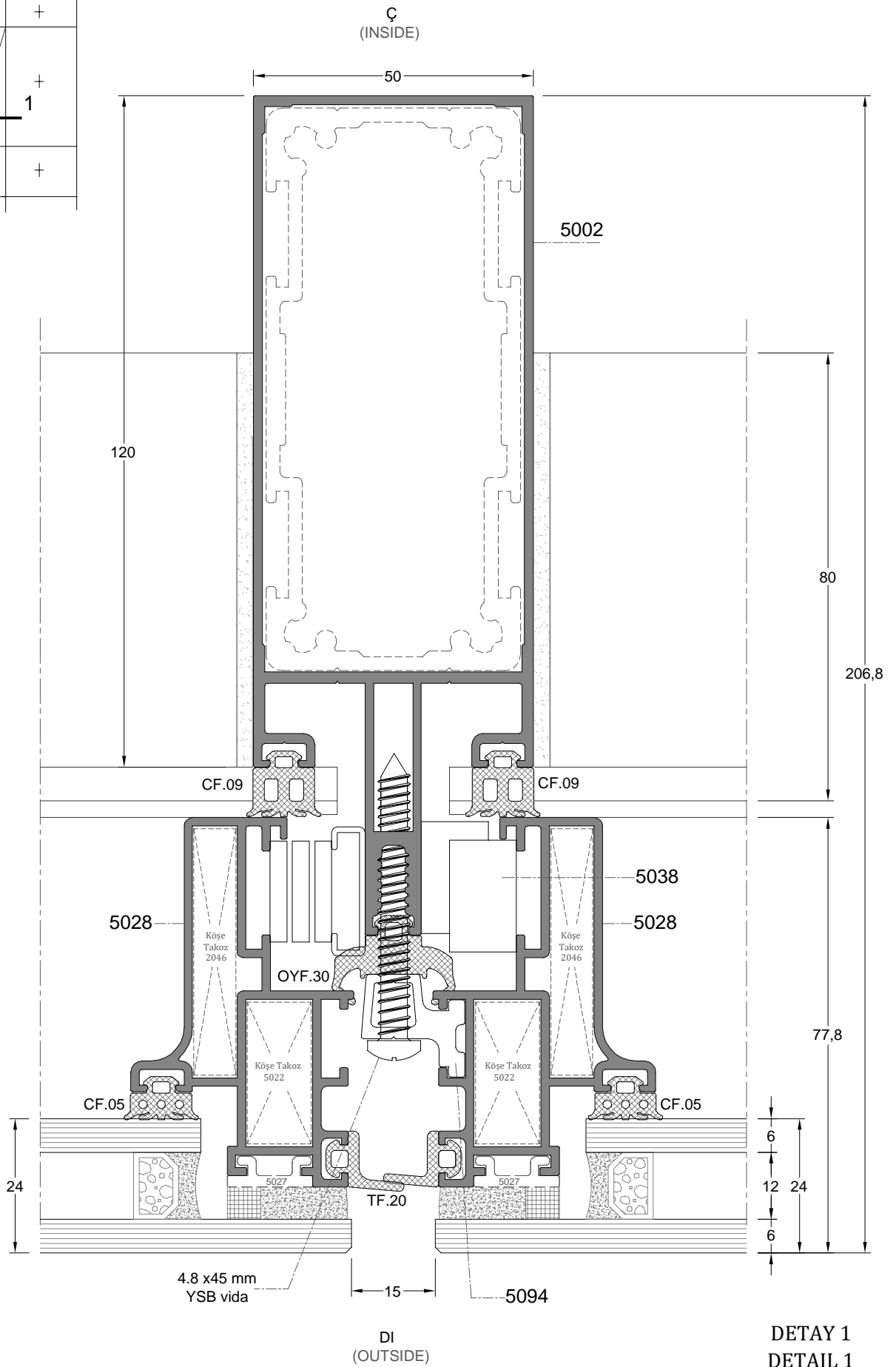
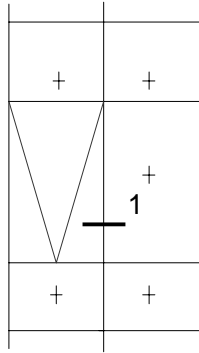
DETAY 6
DETAIL 6

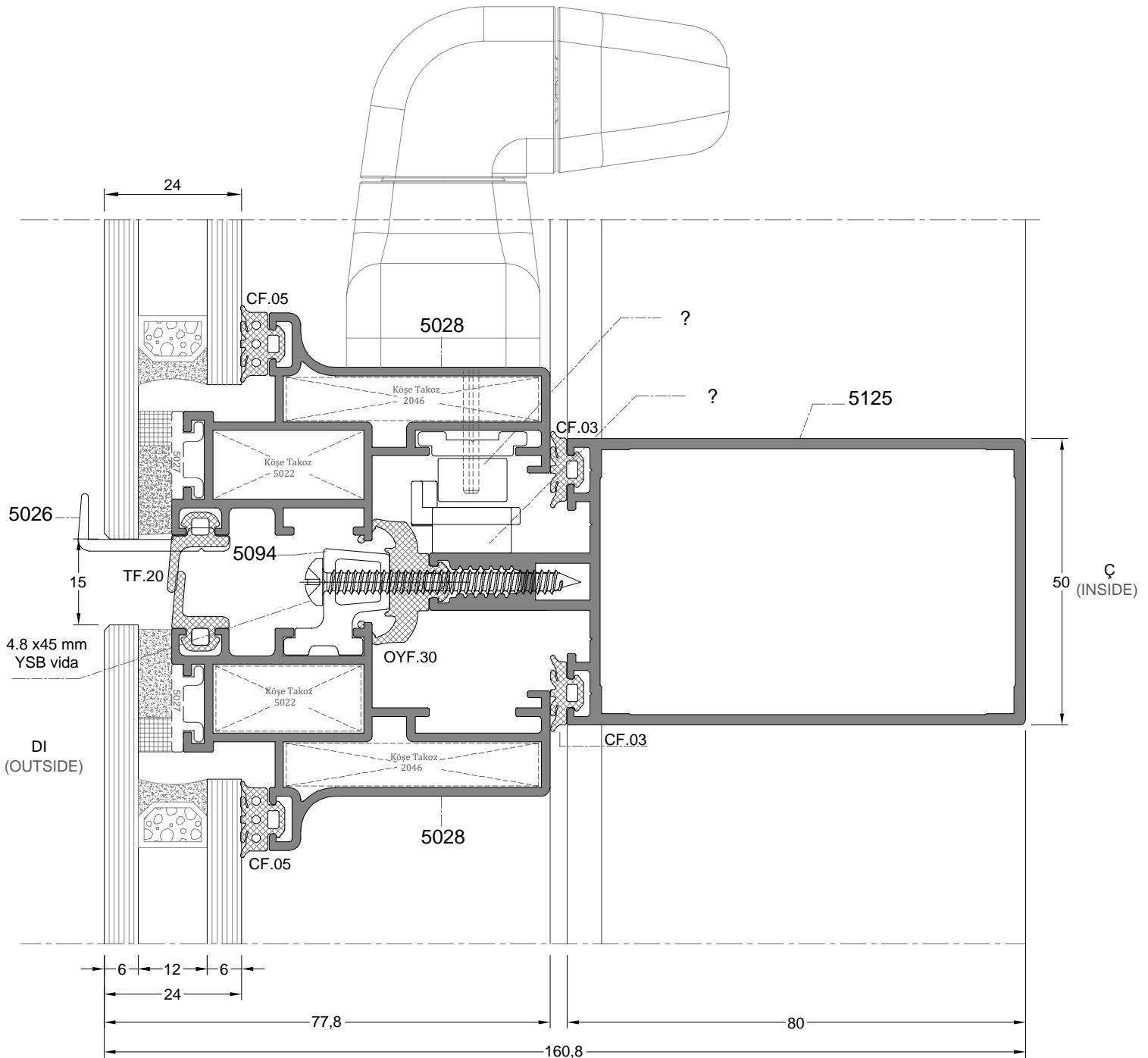
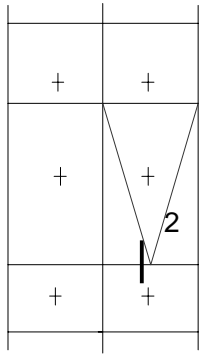


DETAY 7
DETAIL 7



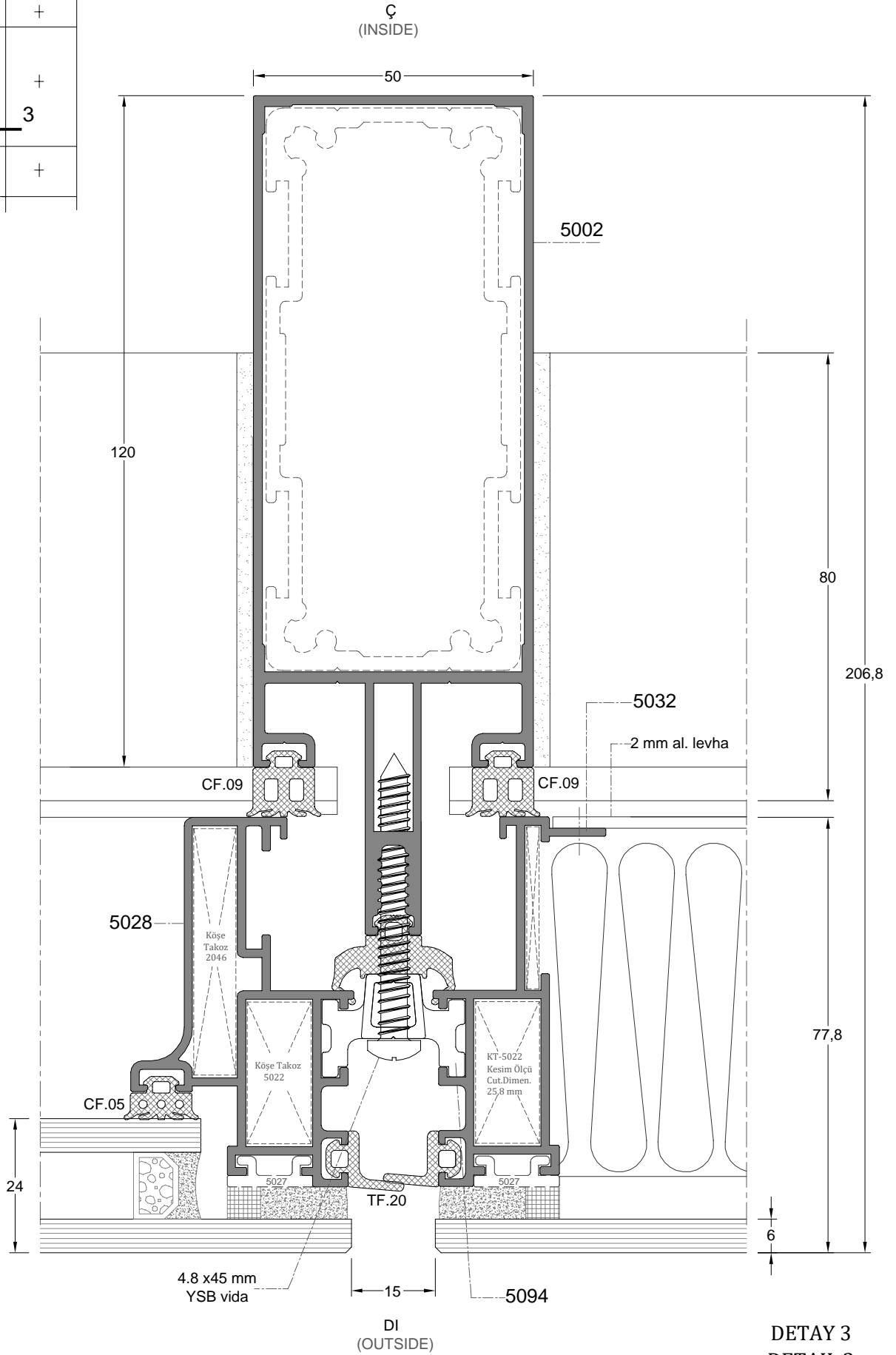






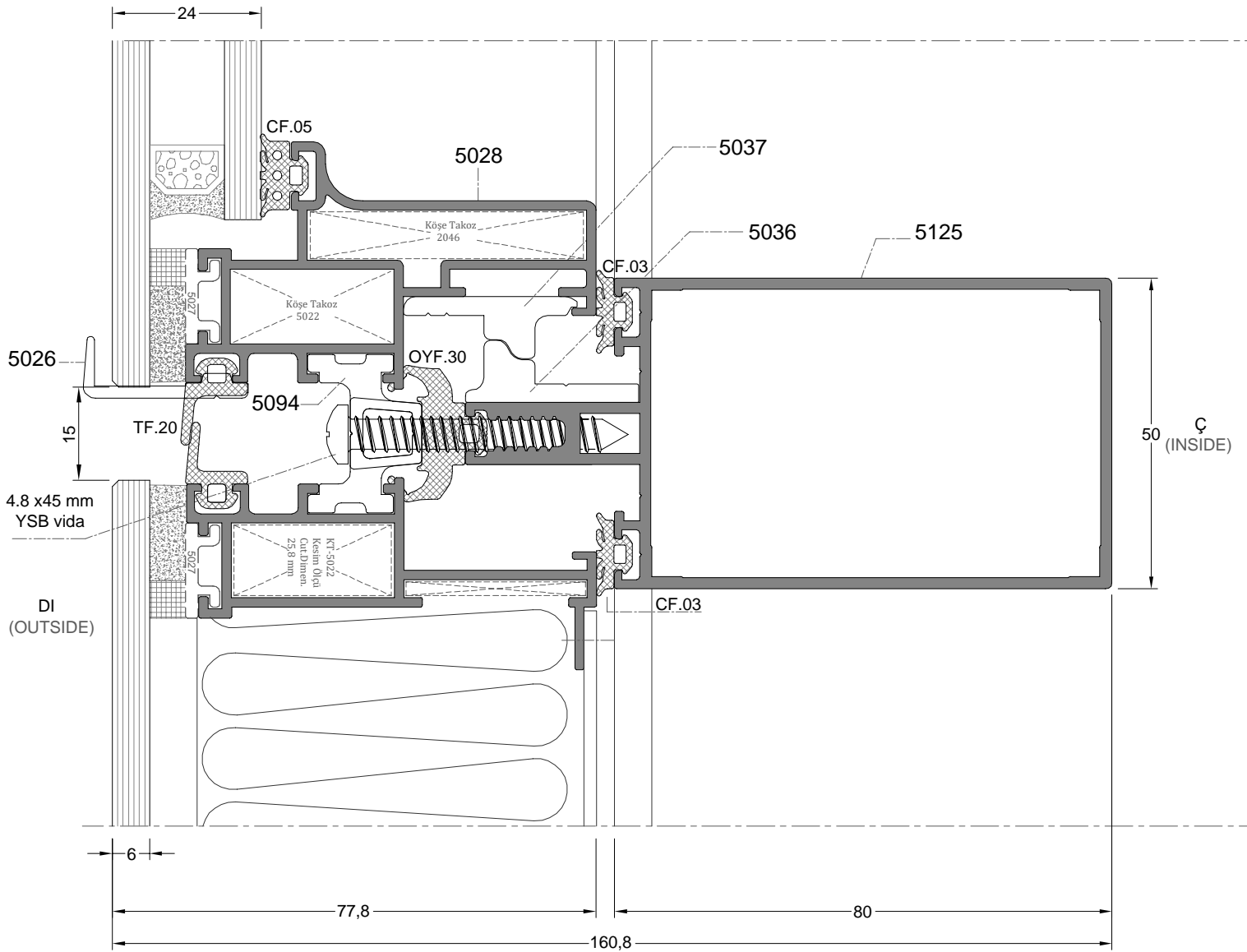
DETAY 2
DETAIL 2

+	+
+	+
3	
+	+

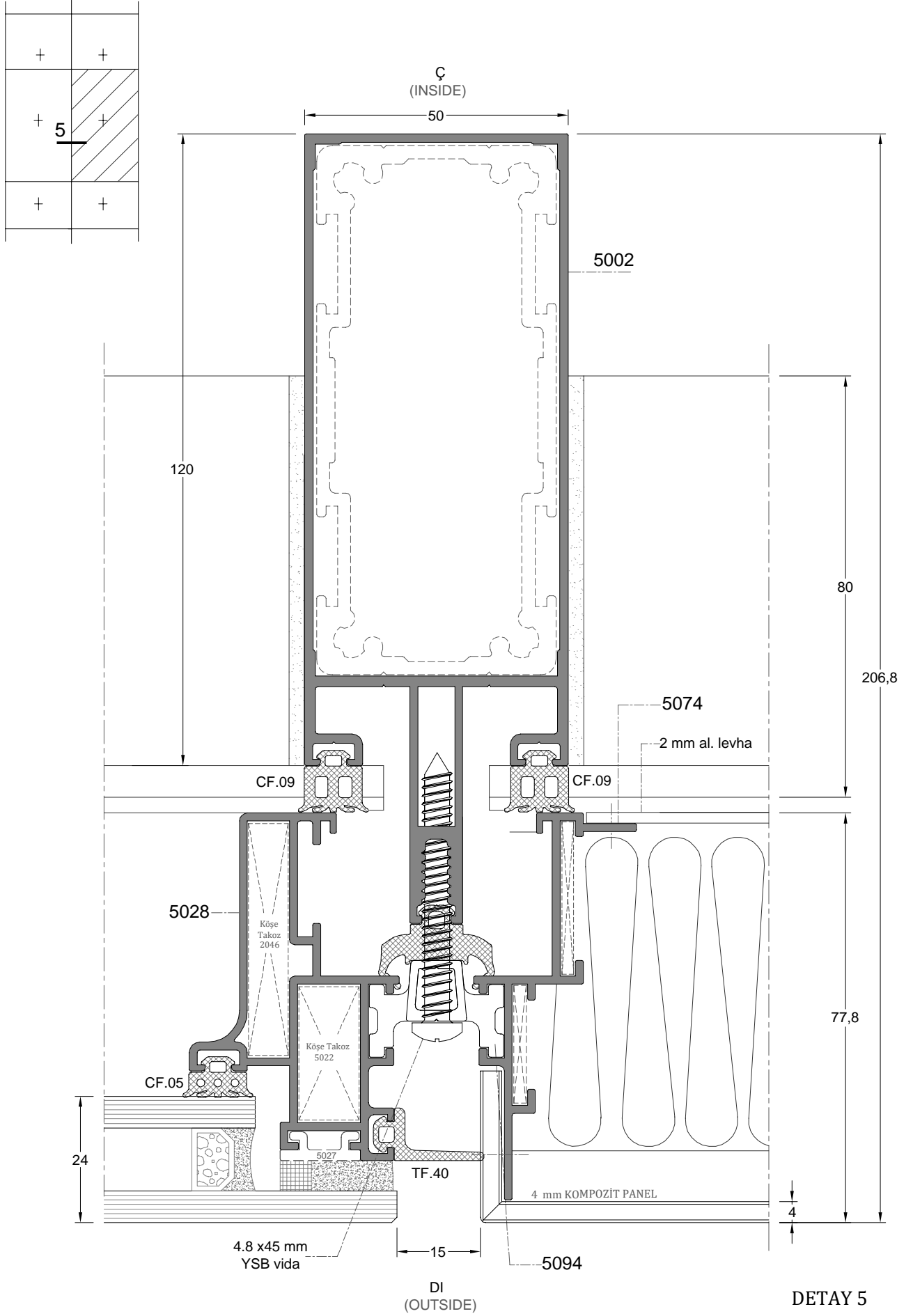


+	+
+	+
+	+

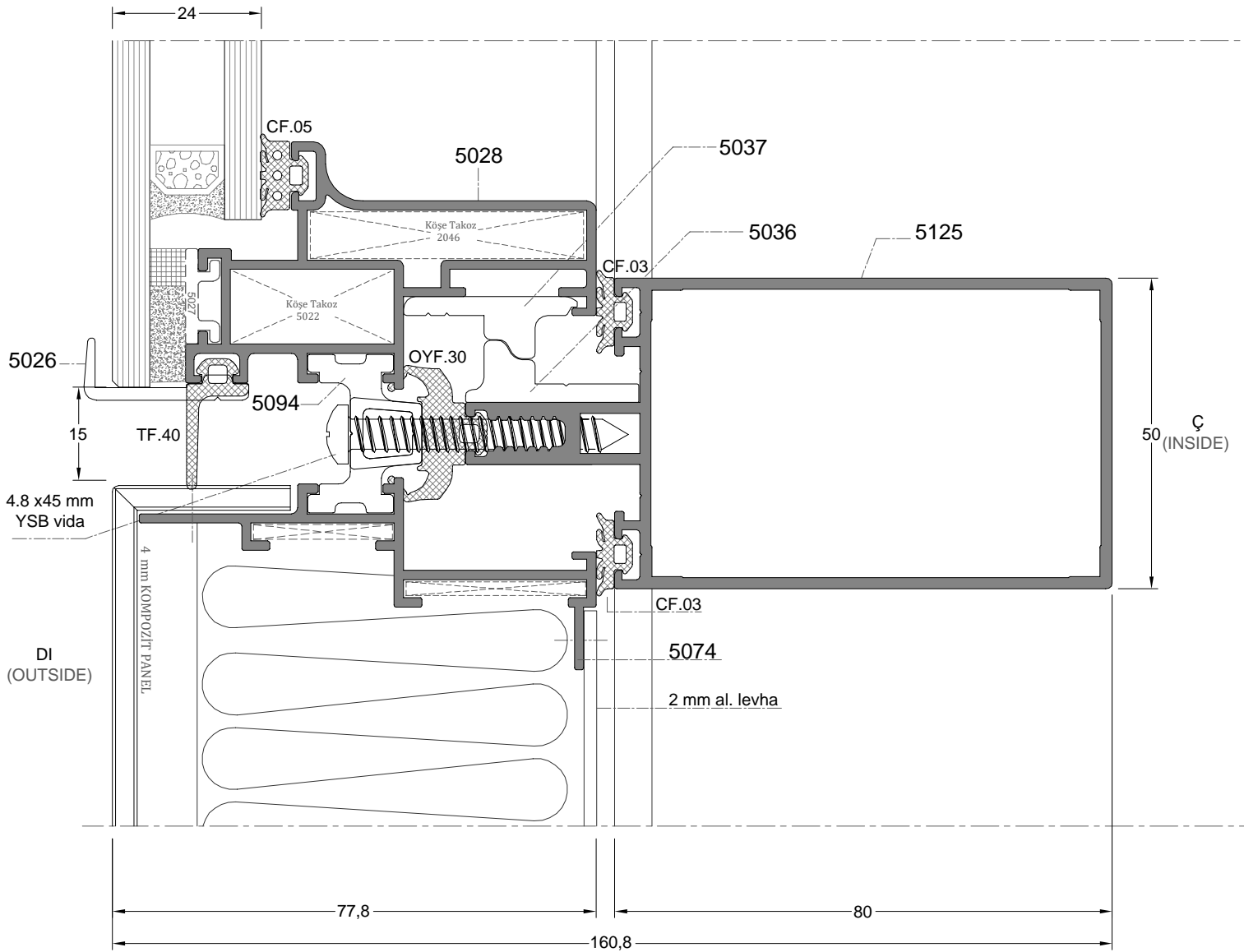
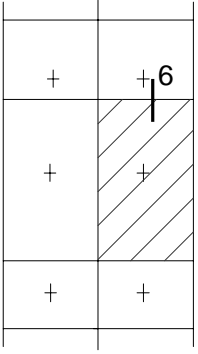
4



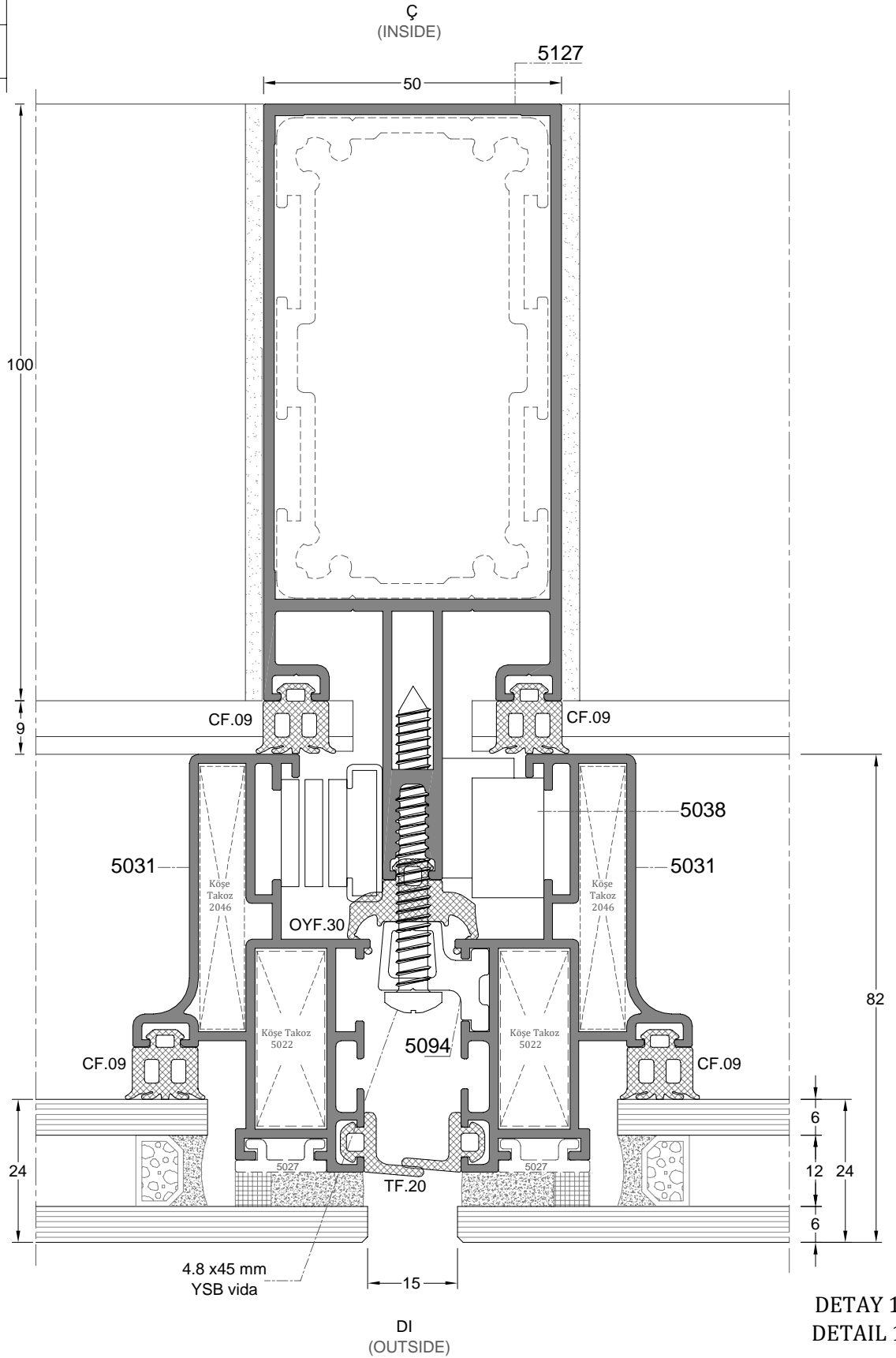
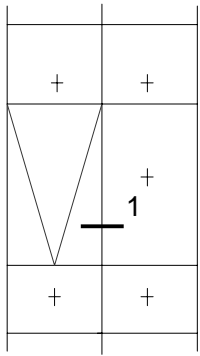
DETAY 4
DETAIL 4

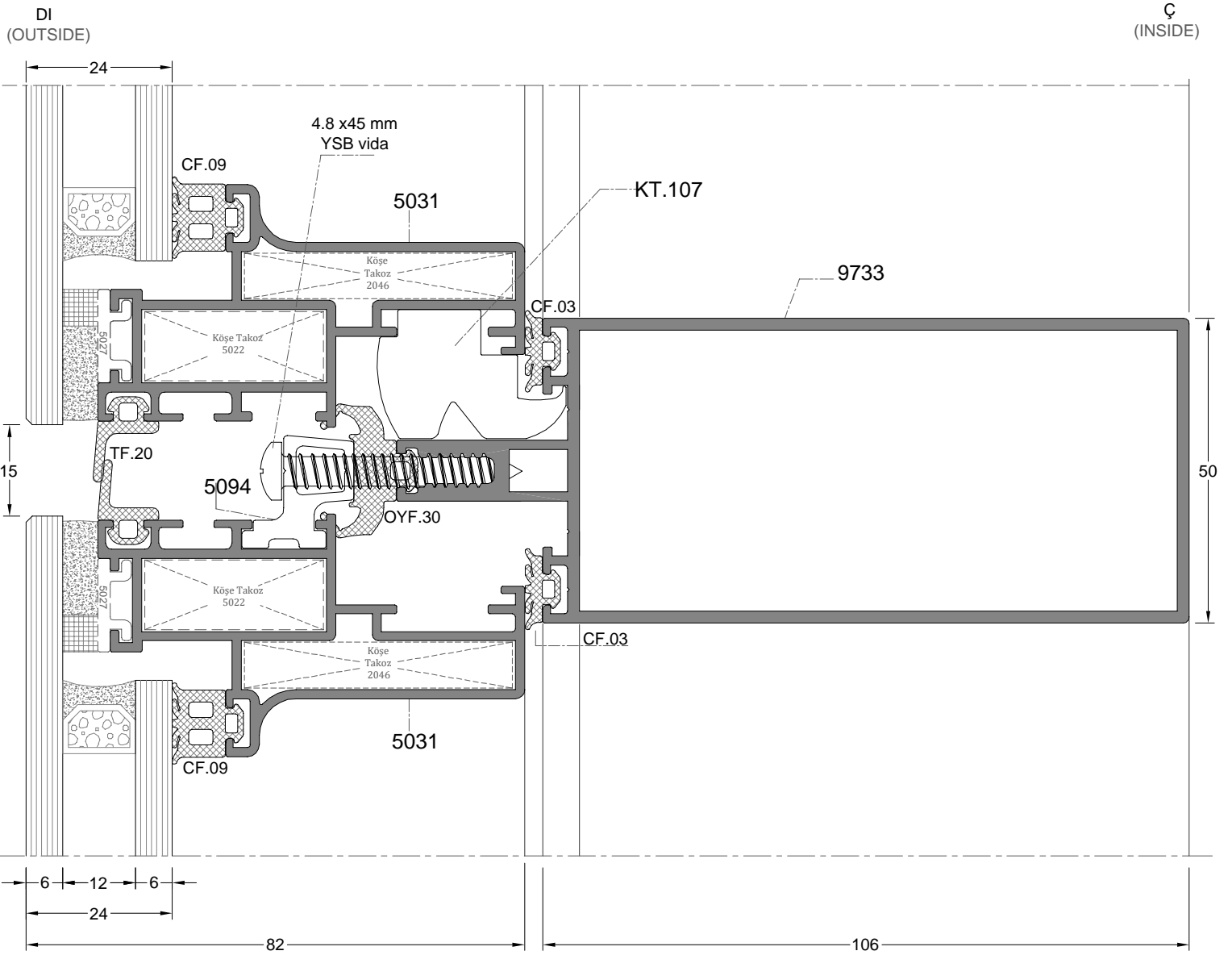
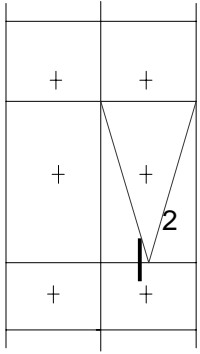


DETAY 5
DETAIL 5

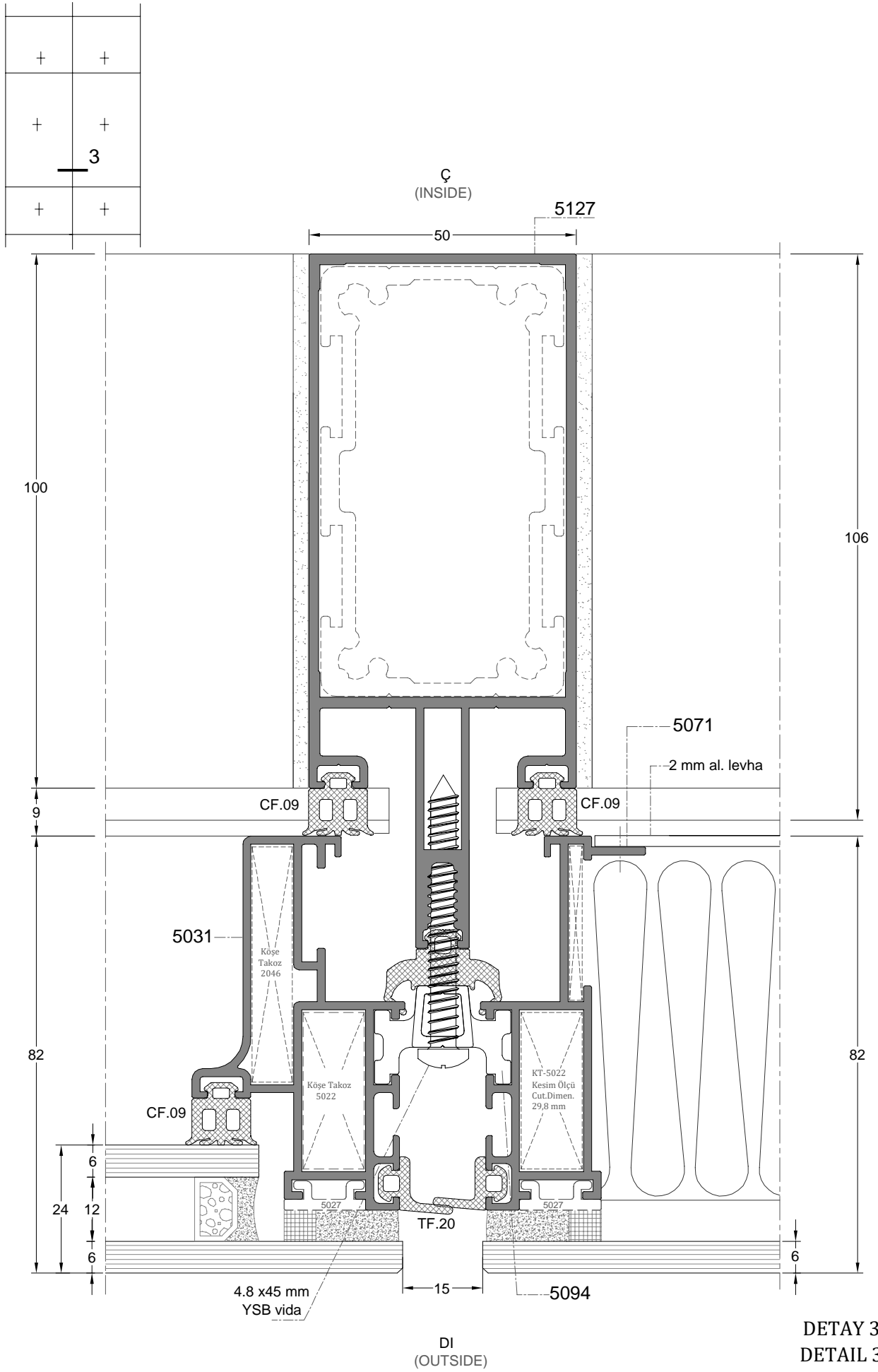


DETAY 6
DETAIL 6



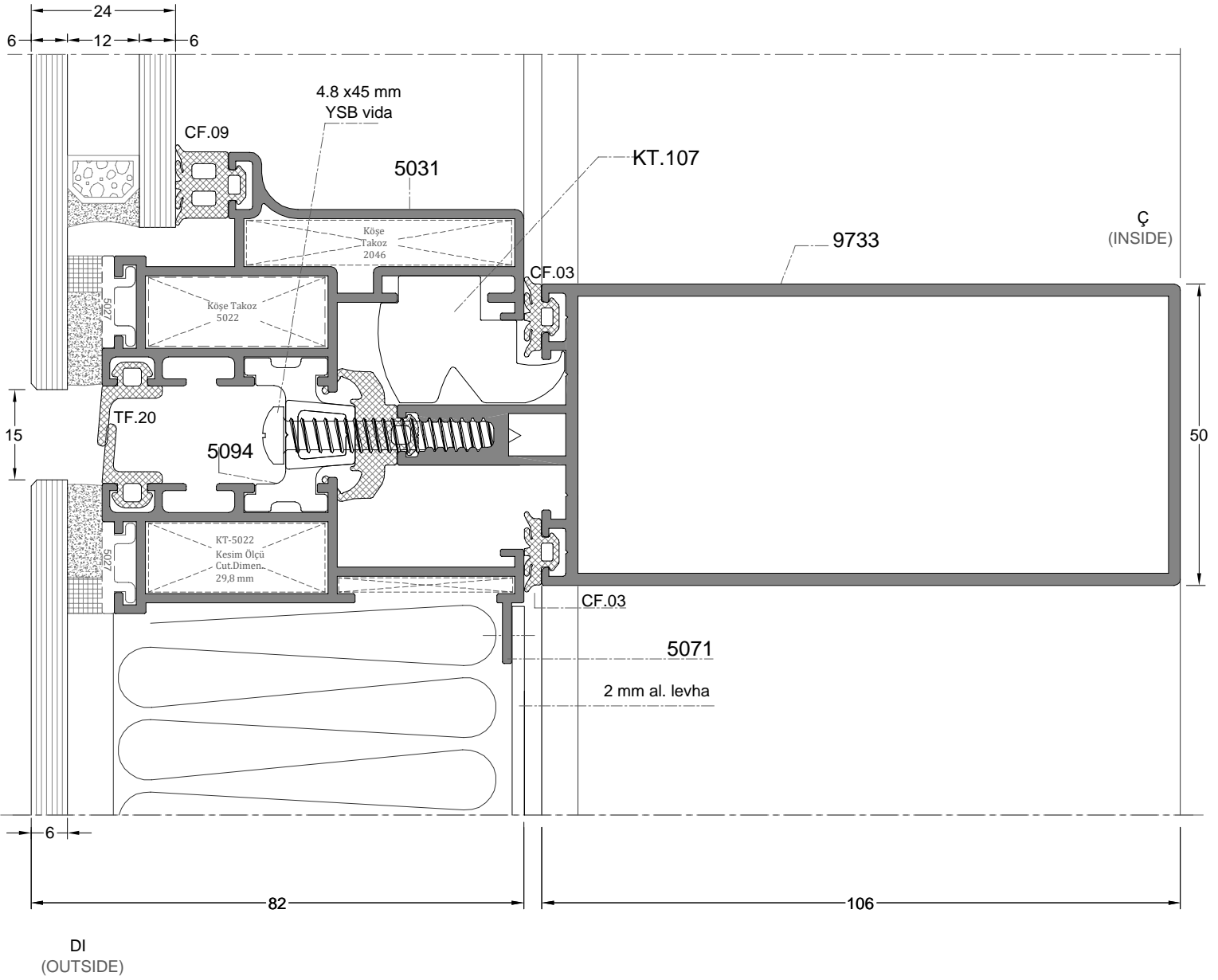


DETAY 2
DETAIL 2

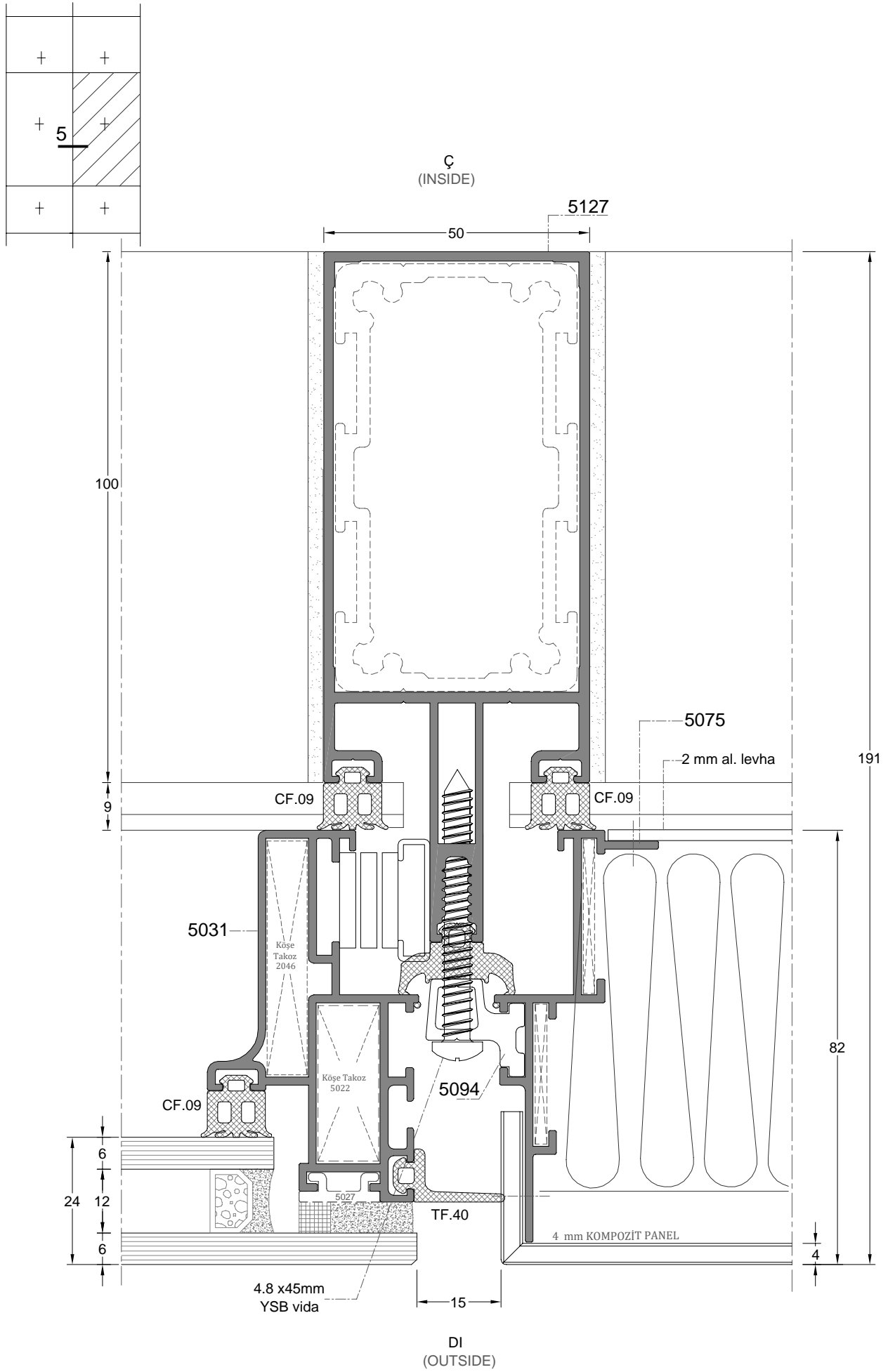


+	+
+	+
+	+

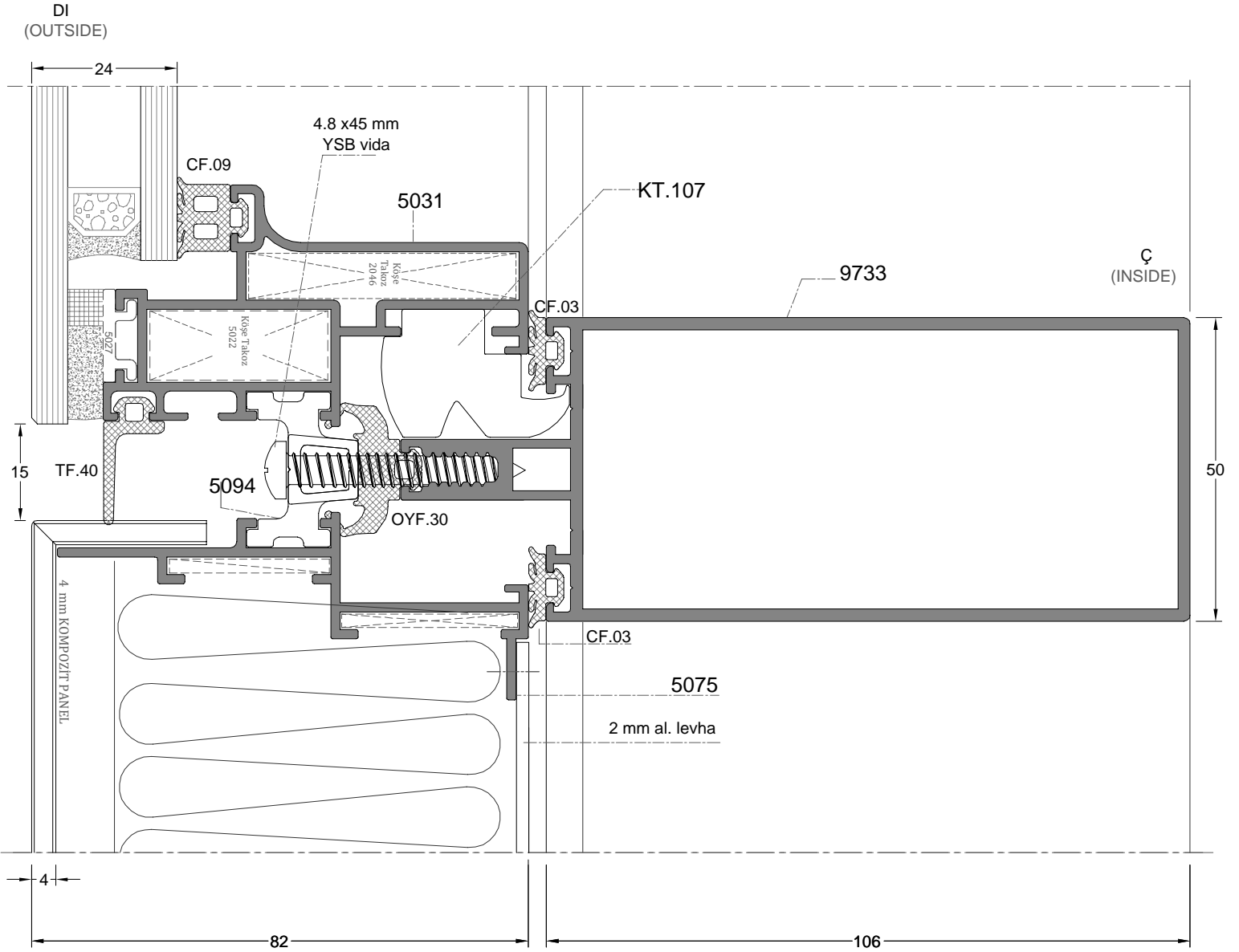
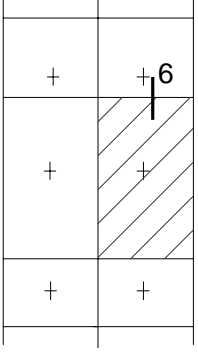
4



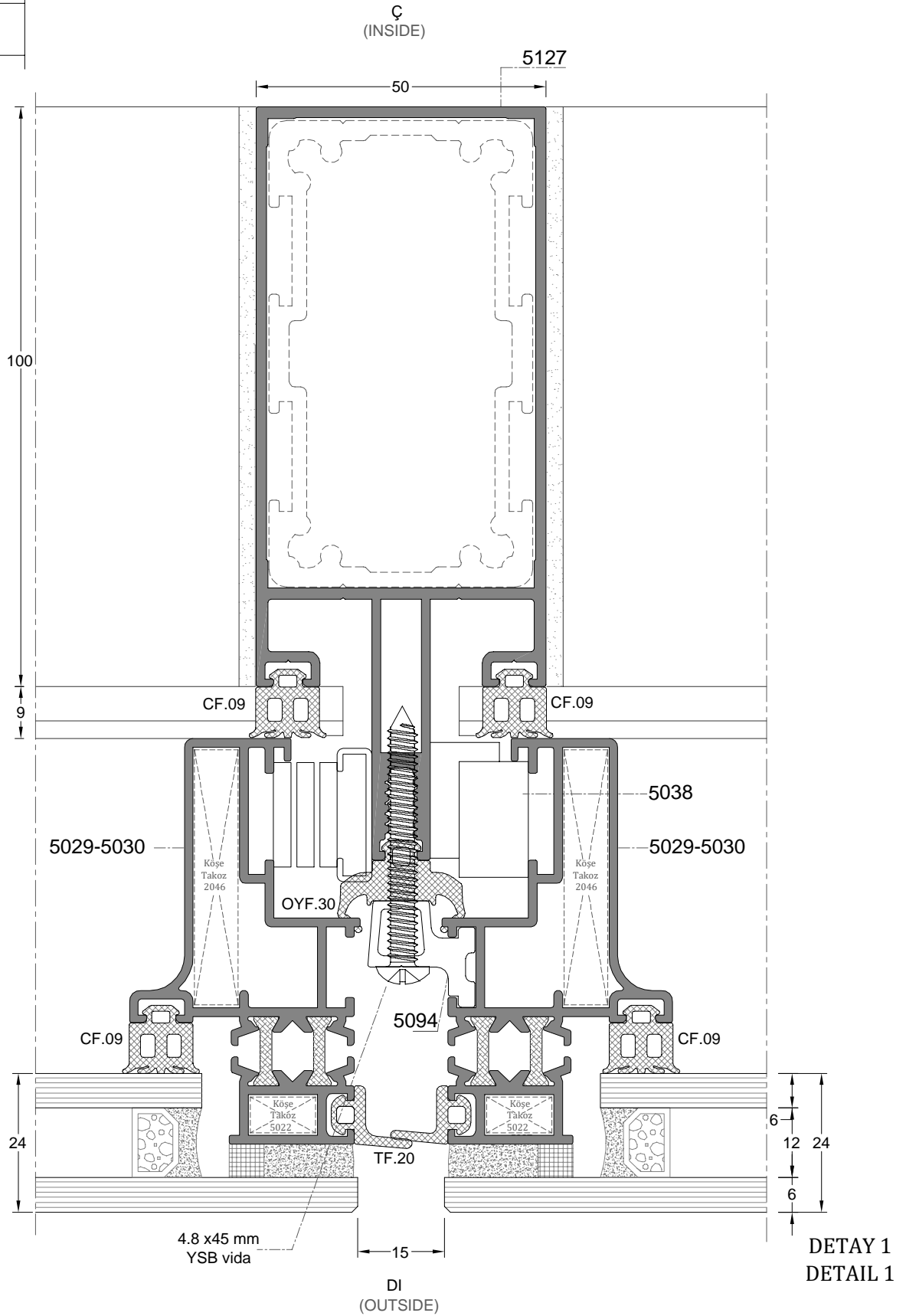
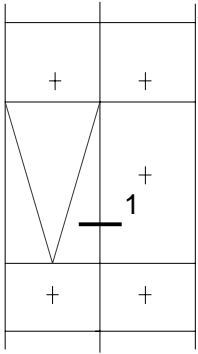
DETAY 4
DETAIL 4

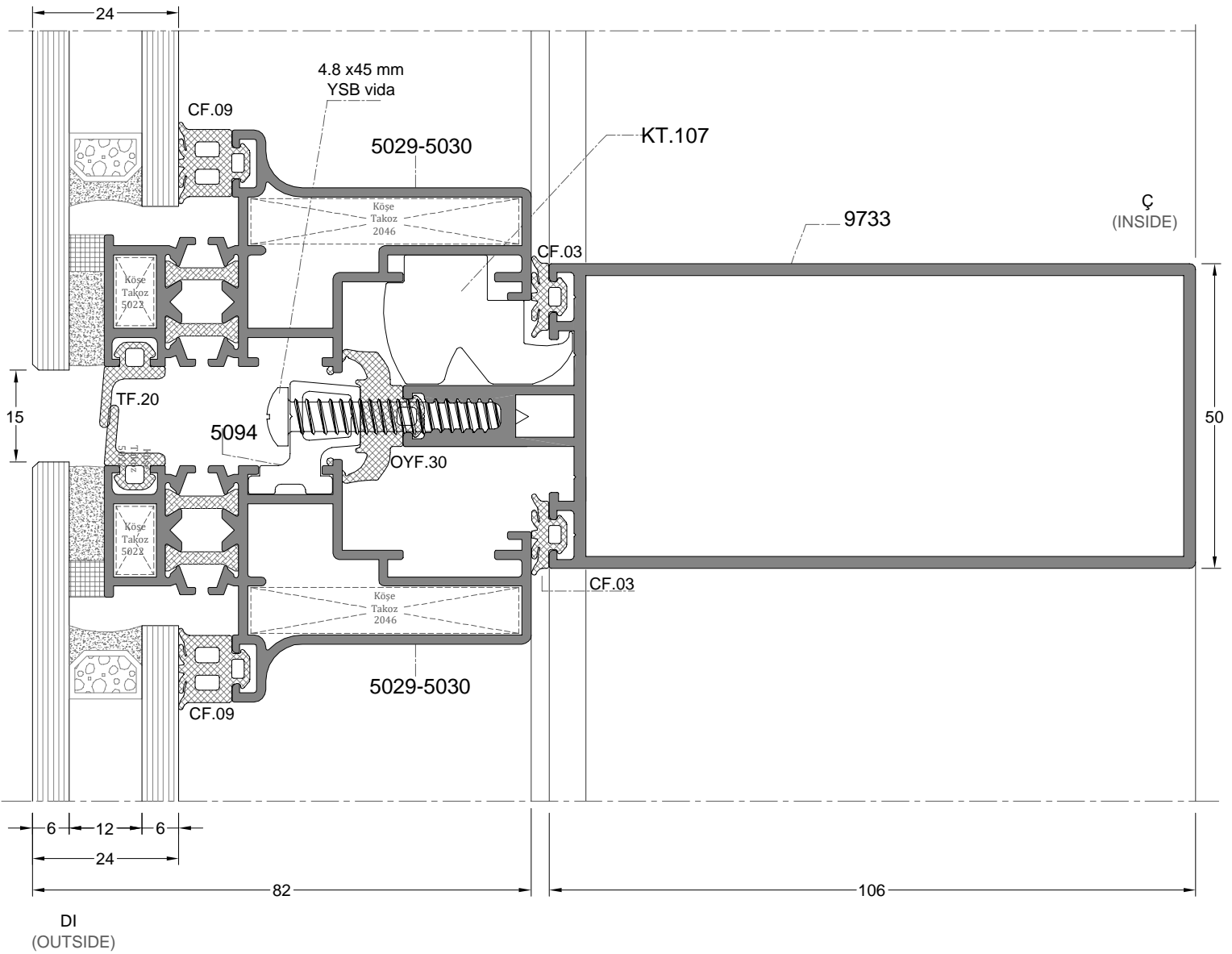
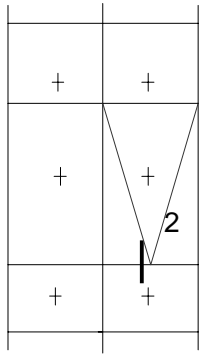


DETAY 5
DETAIL 5

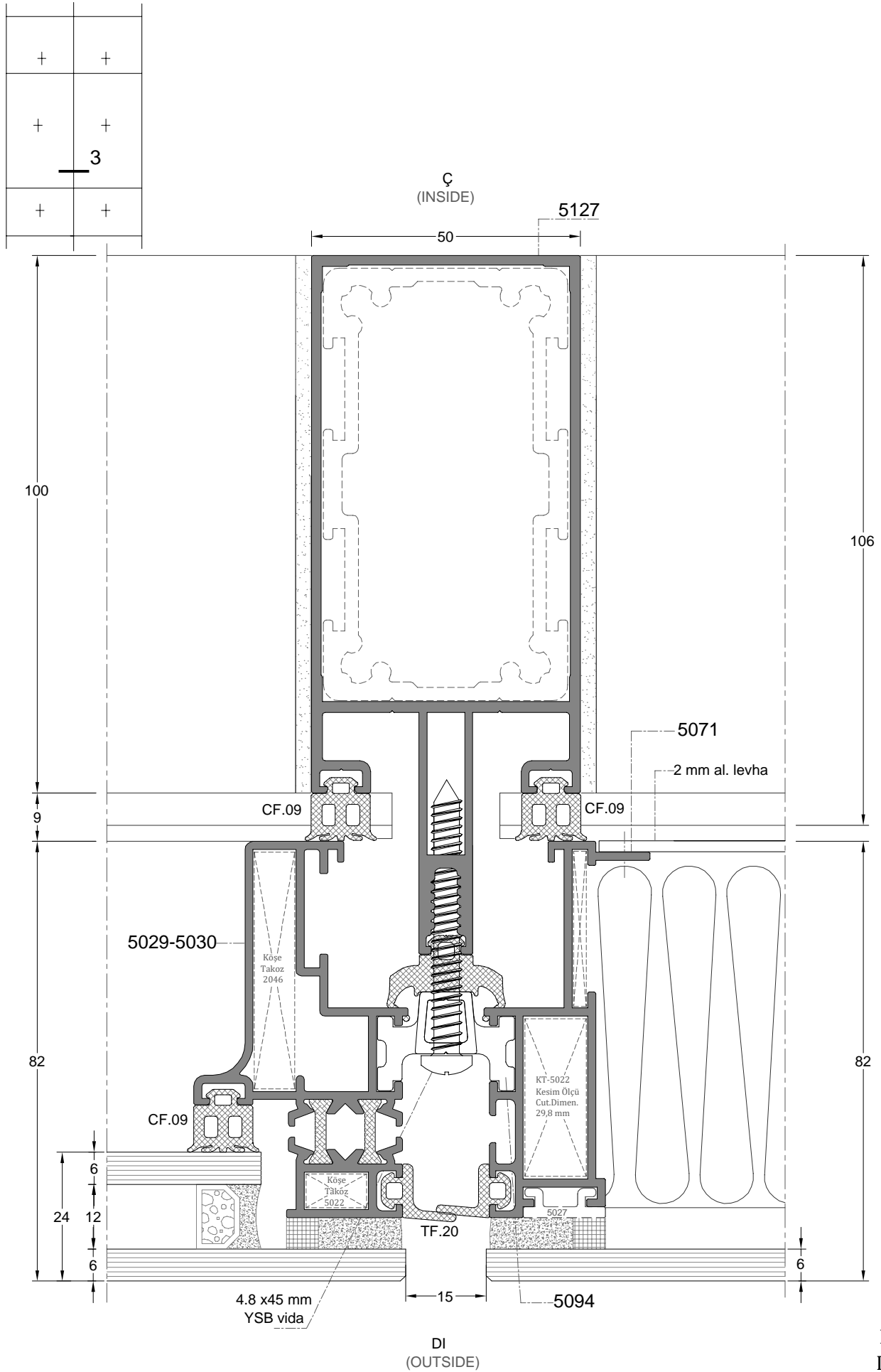


DETAY 6
DETAIL 6



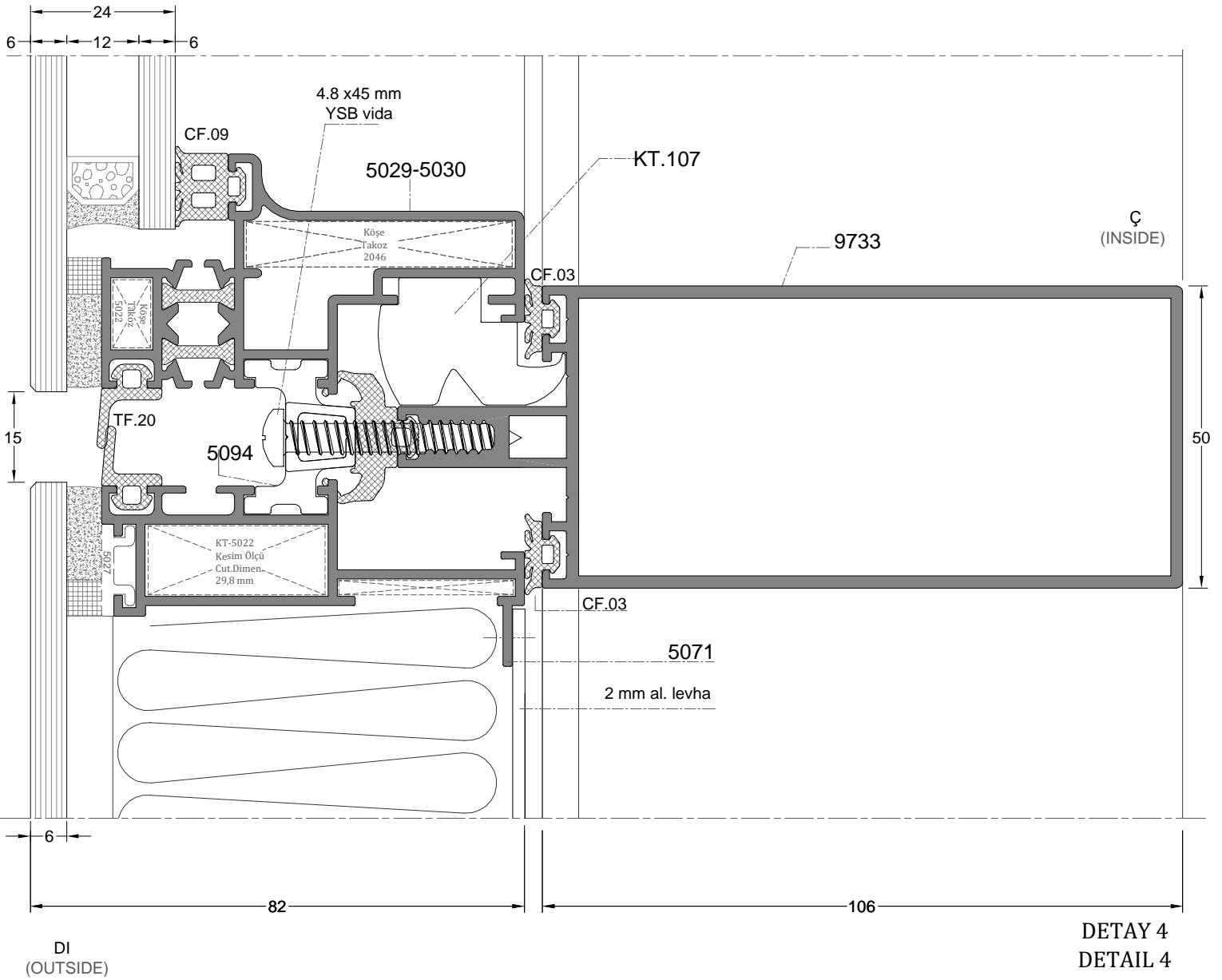


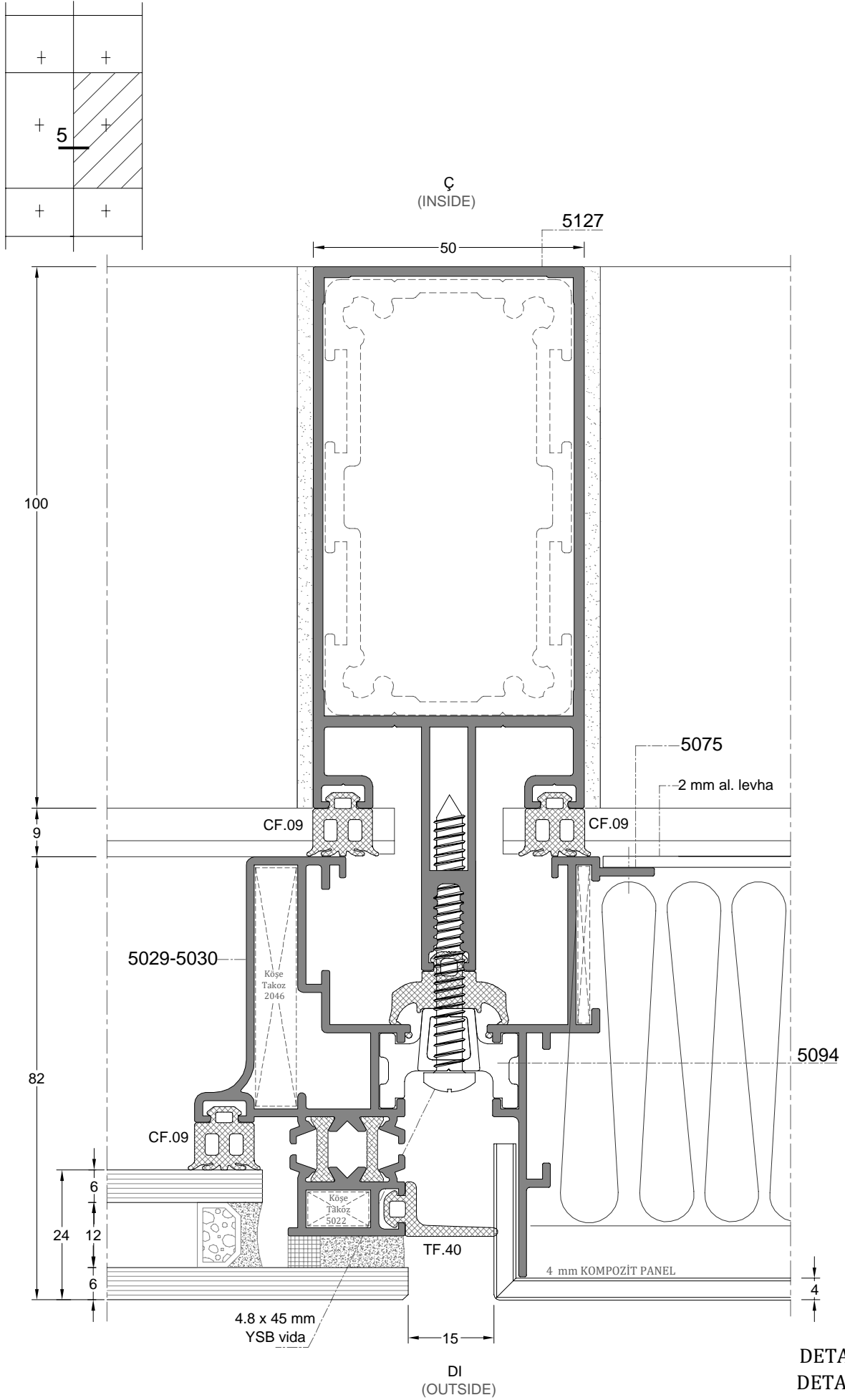
DETAY 2
DETAIL 2

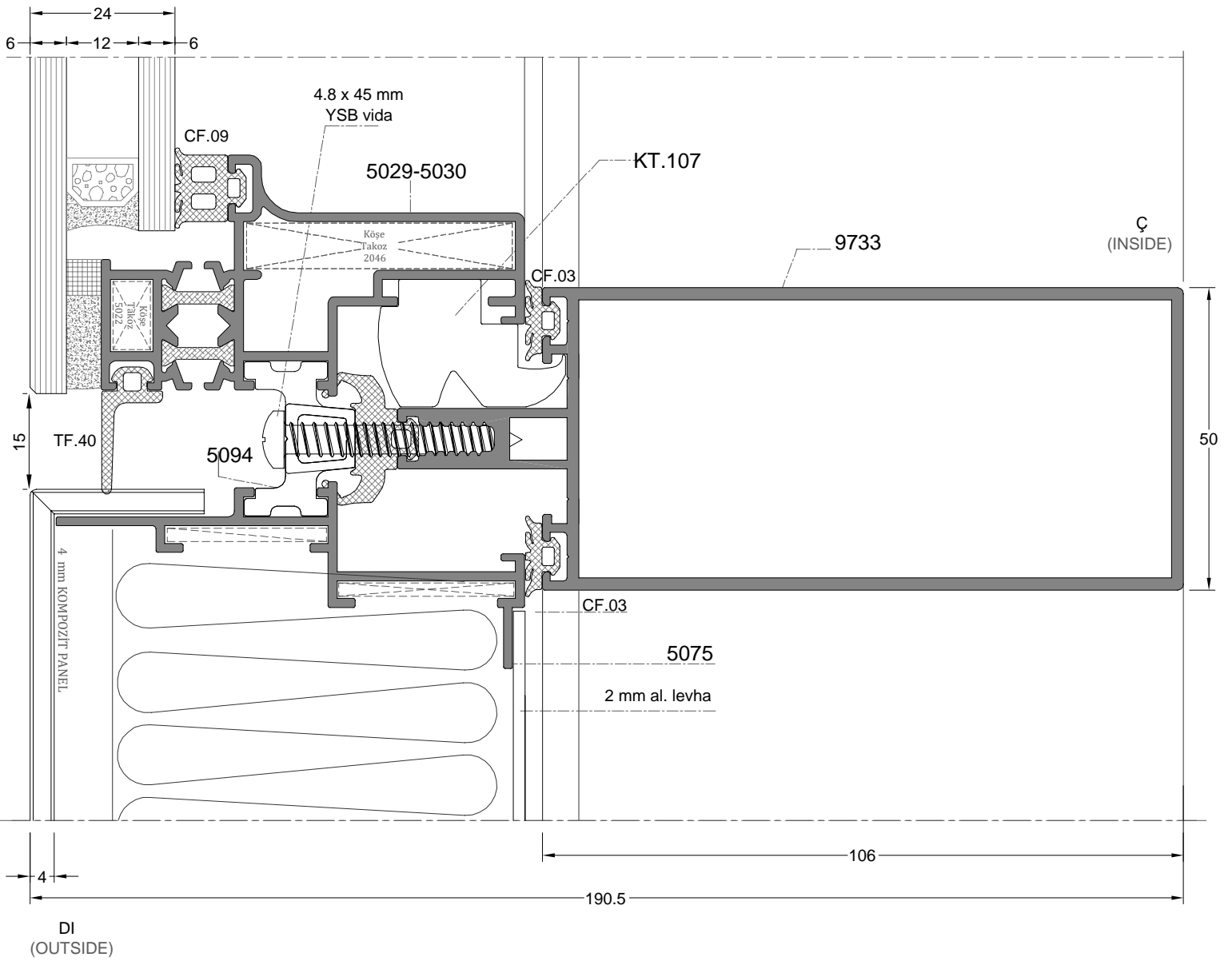
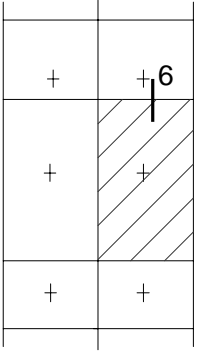


DETAY 3
DETAIL 3

+	+
+	+
+	+
	4
+	+

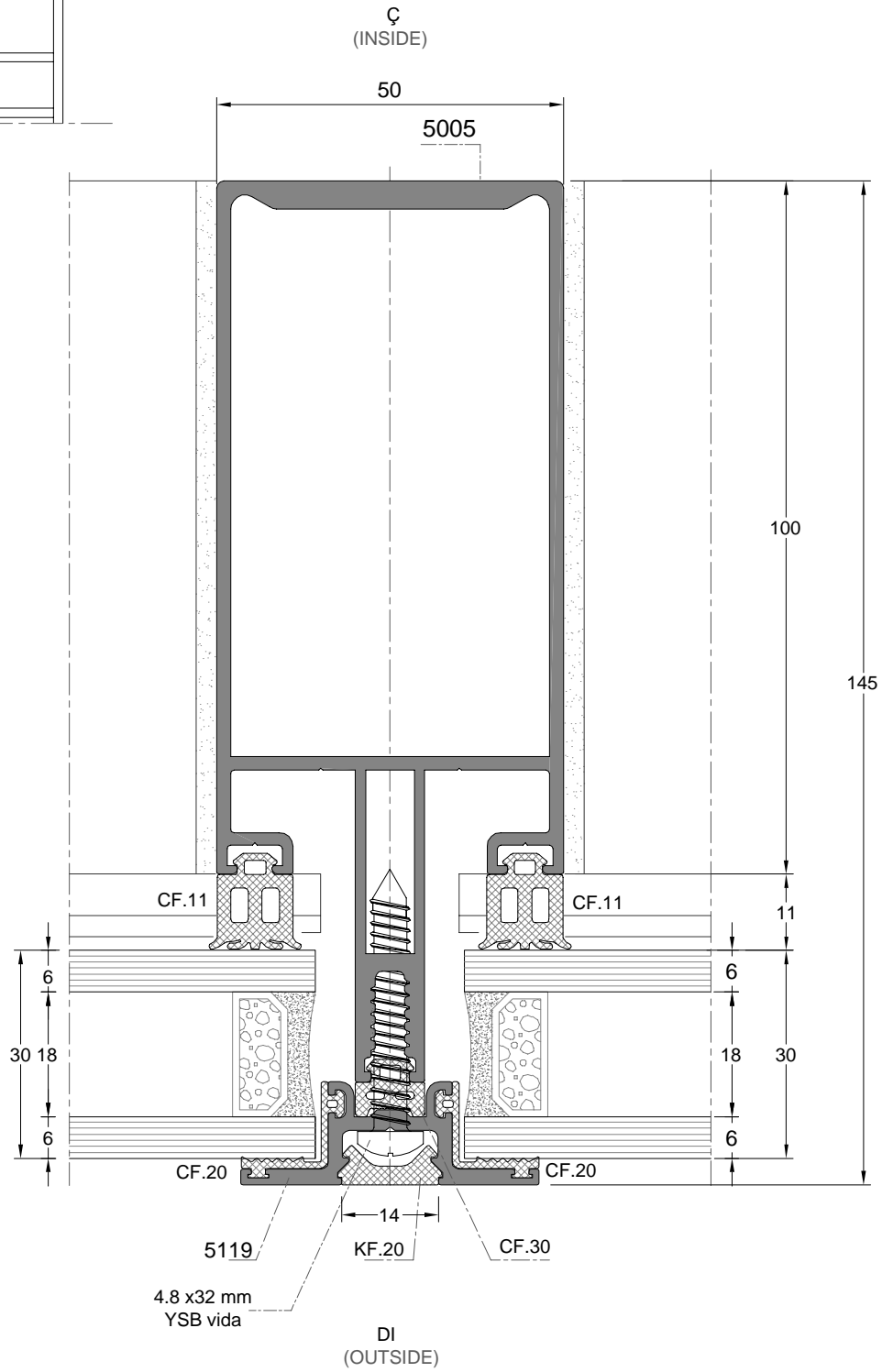
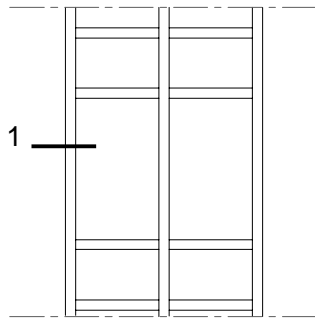




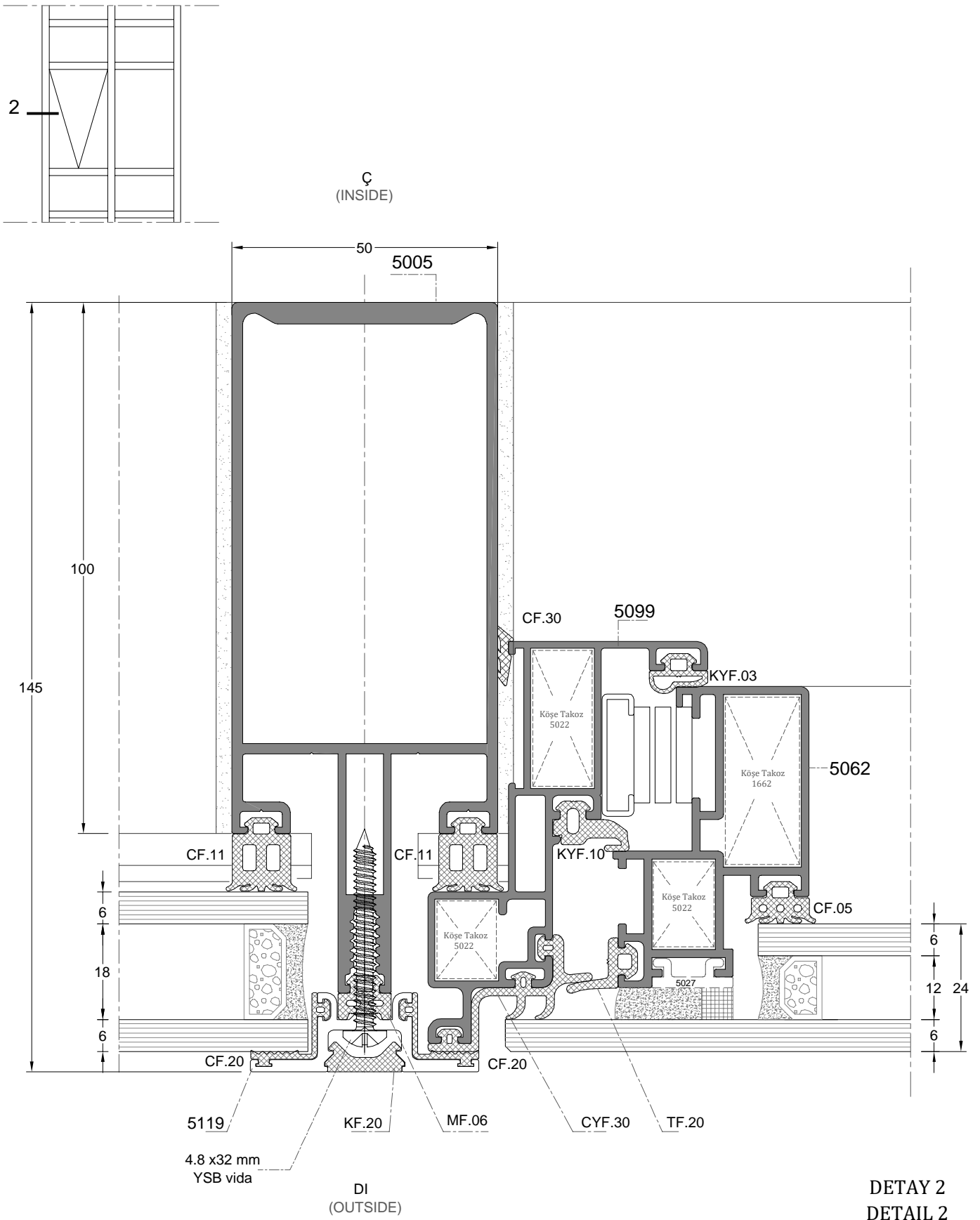


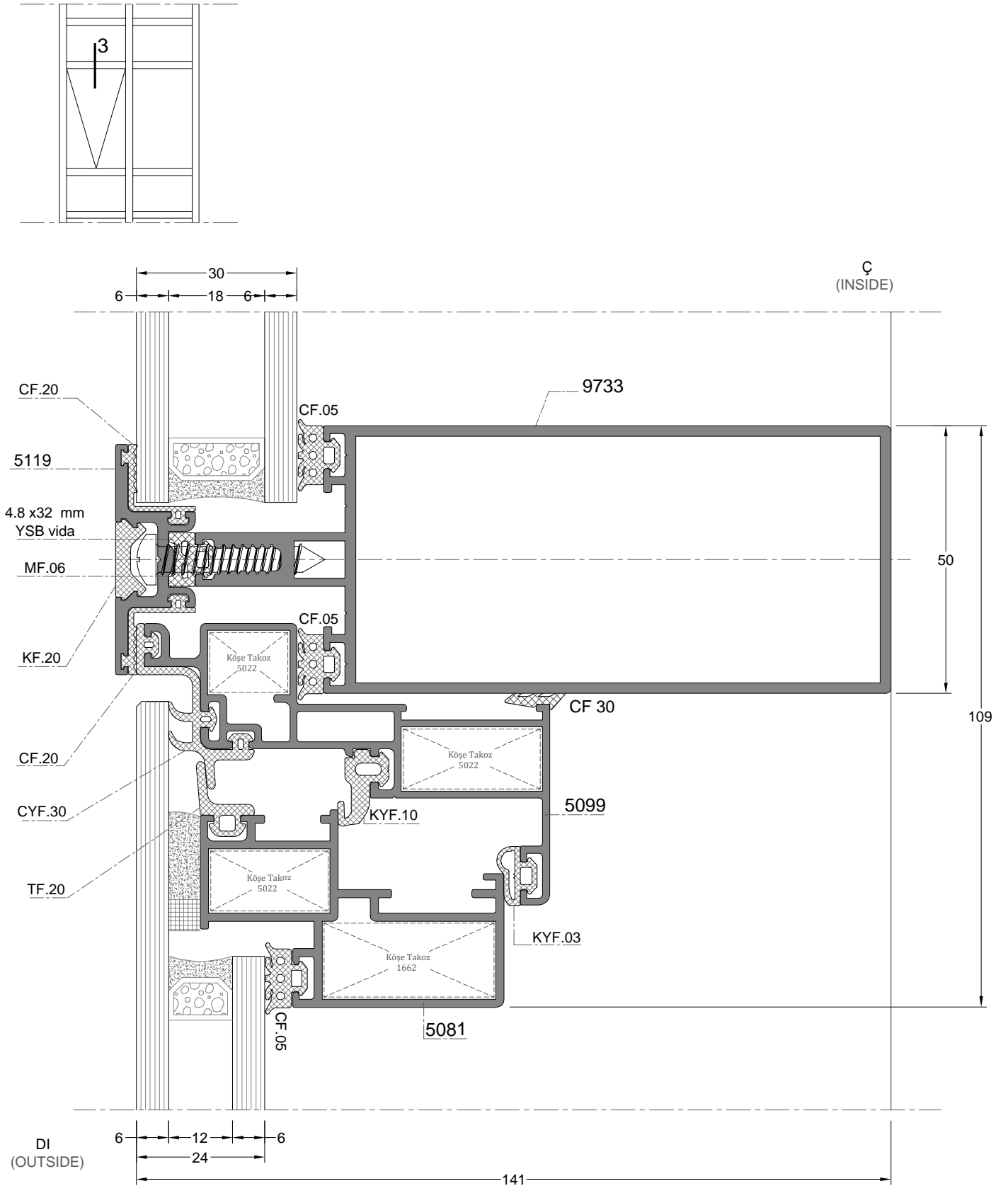
DETAY 6
DETAIL 6

OMEGA CEPHE SİSTEM DETAYLARI



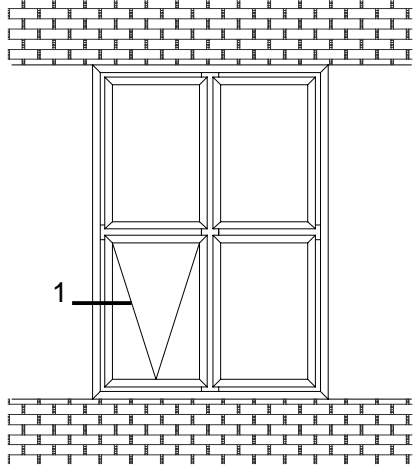
DETAY 1
DETAIL 1



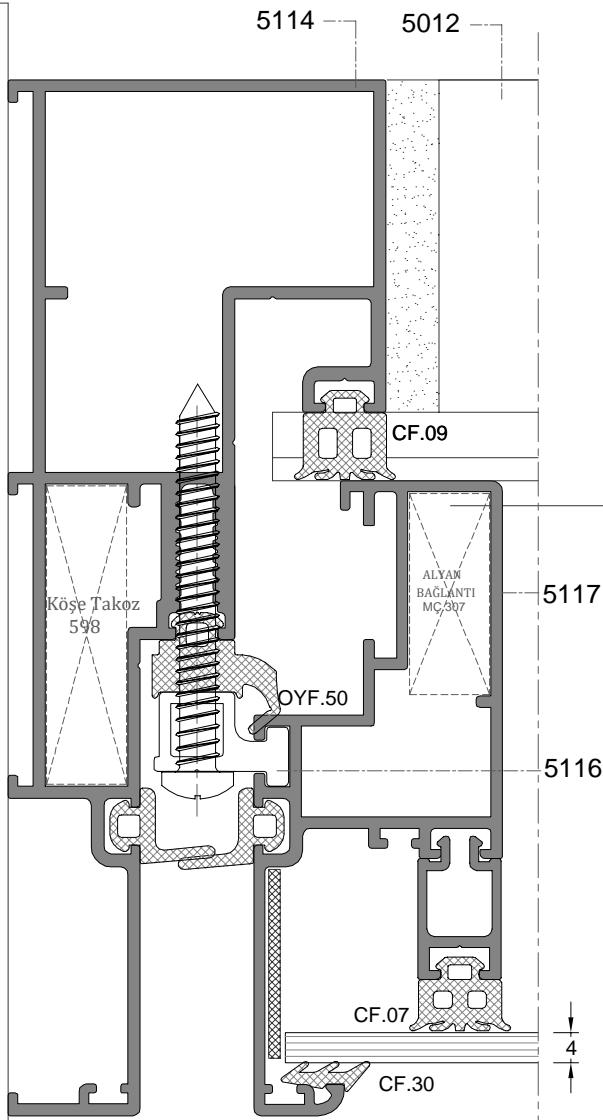


DETAIL 3
DETAIL 3

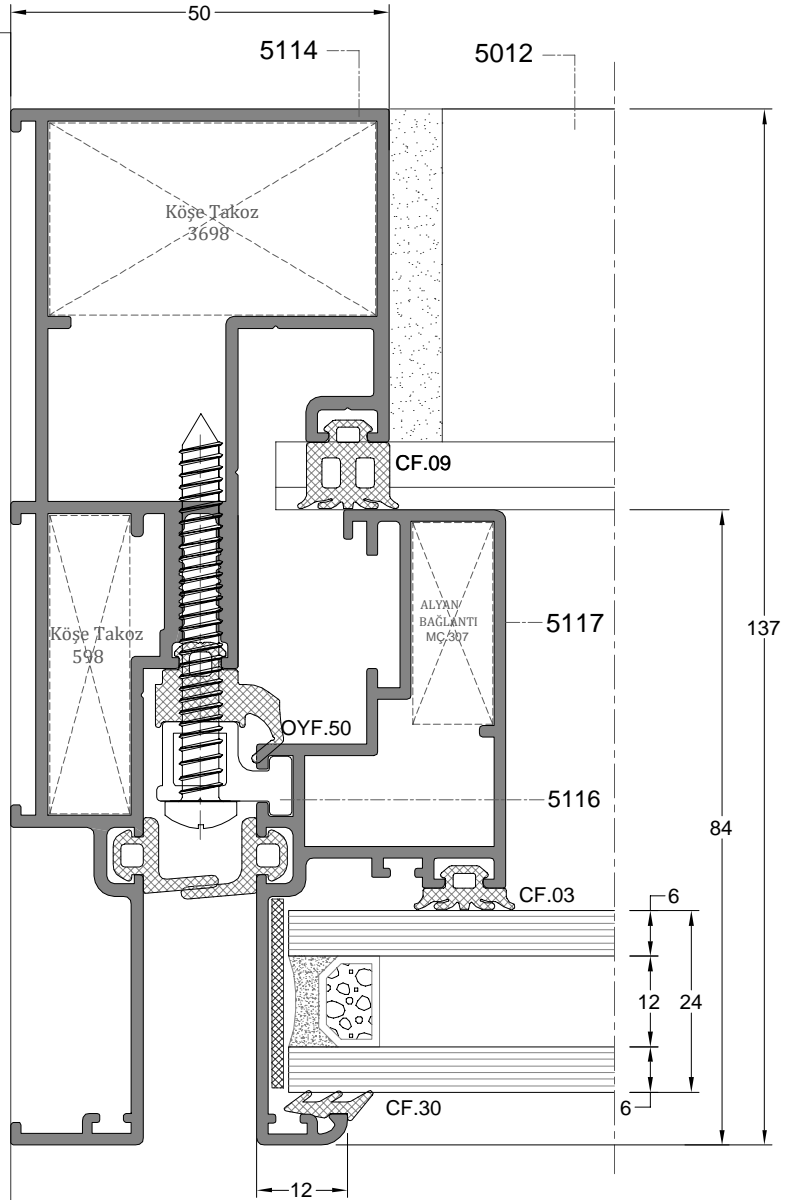
MODÜL TIRNAKLI CEPHE SİSTEM DETAYLARI



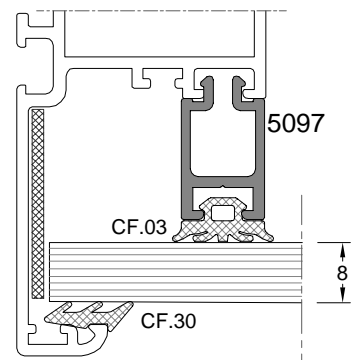
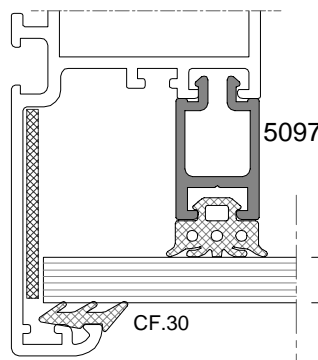
Ç
(INSIDE)

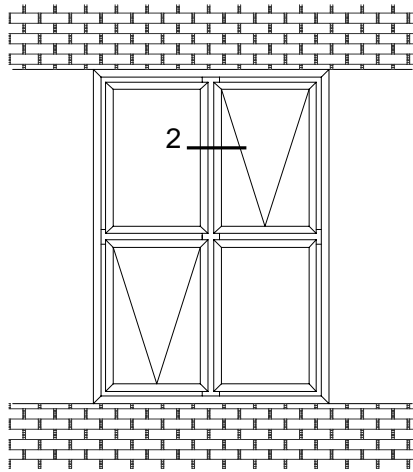


DI
(OUTSIDE)

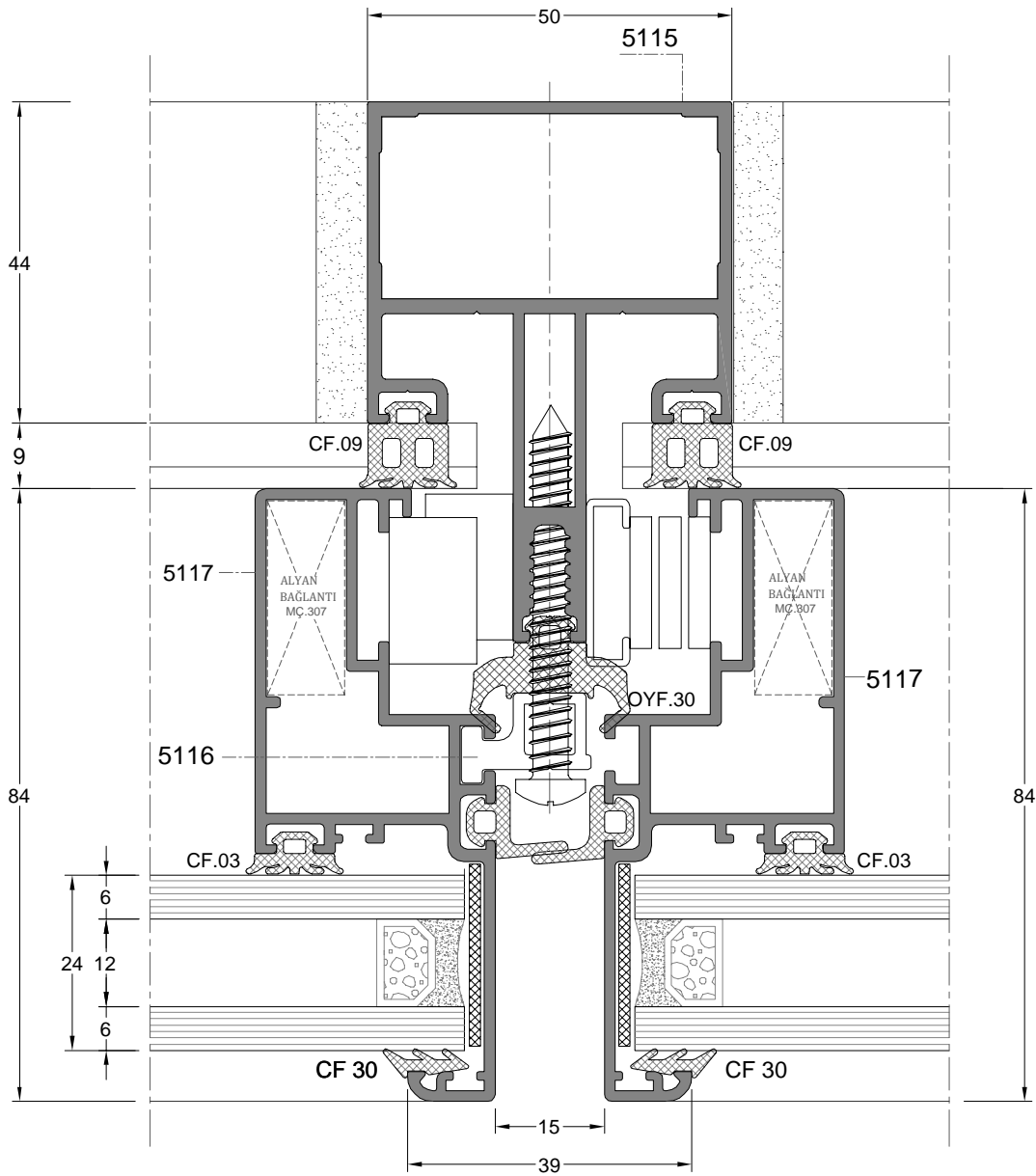


DETAY 1
DETAIL 1





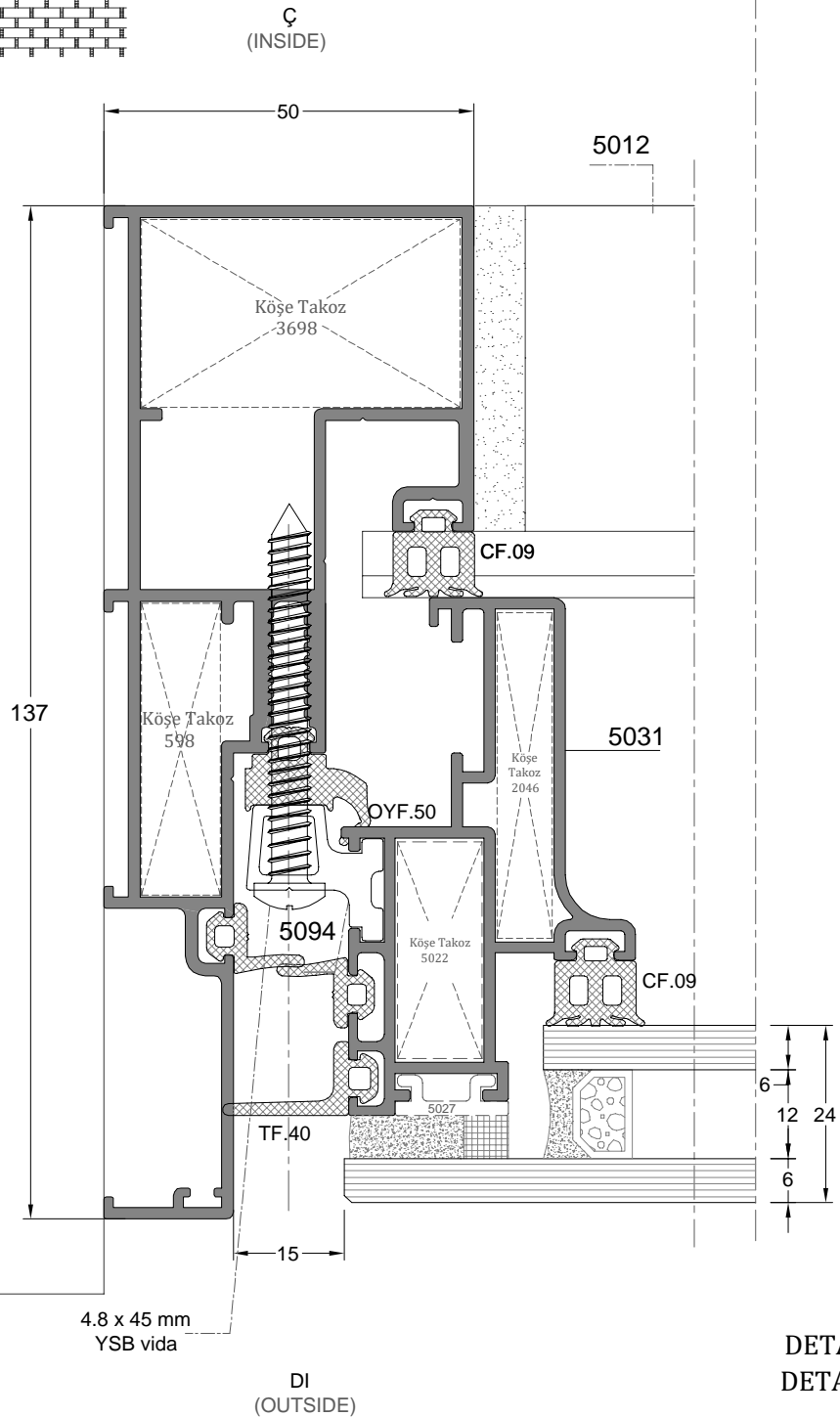
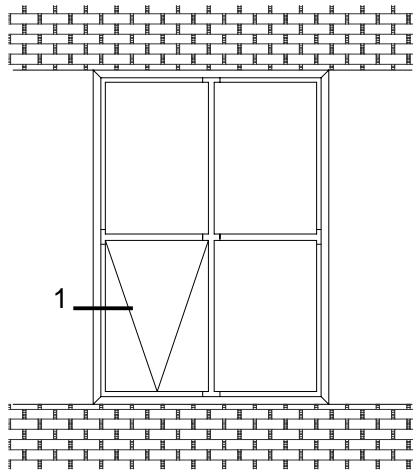
Ç
(INSIDE)

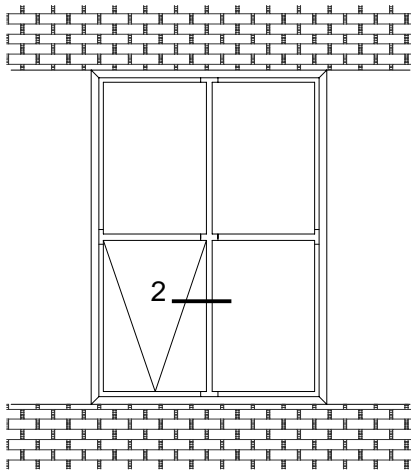


DI
(OUTSIDE)

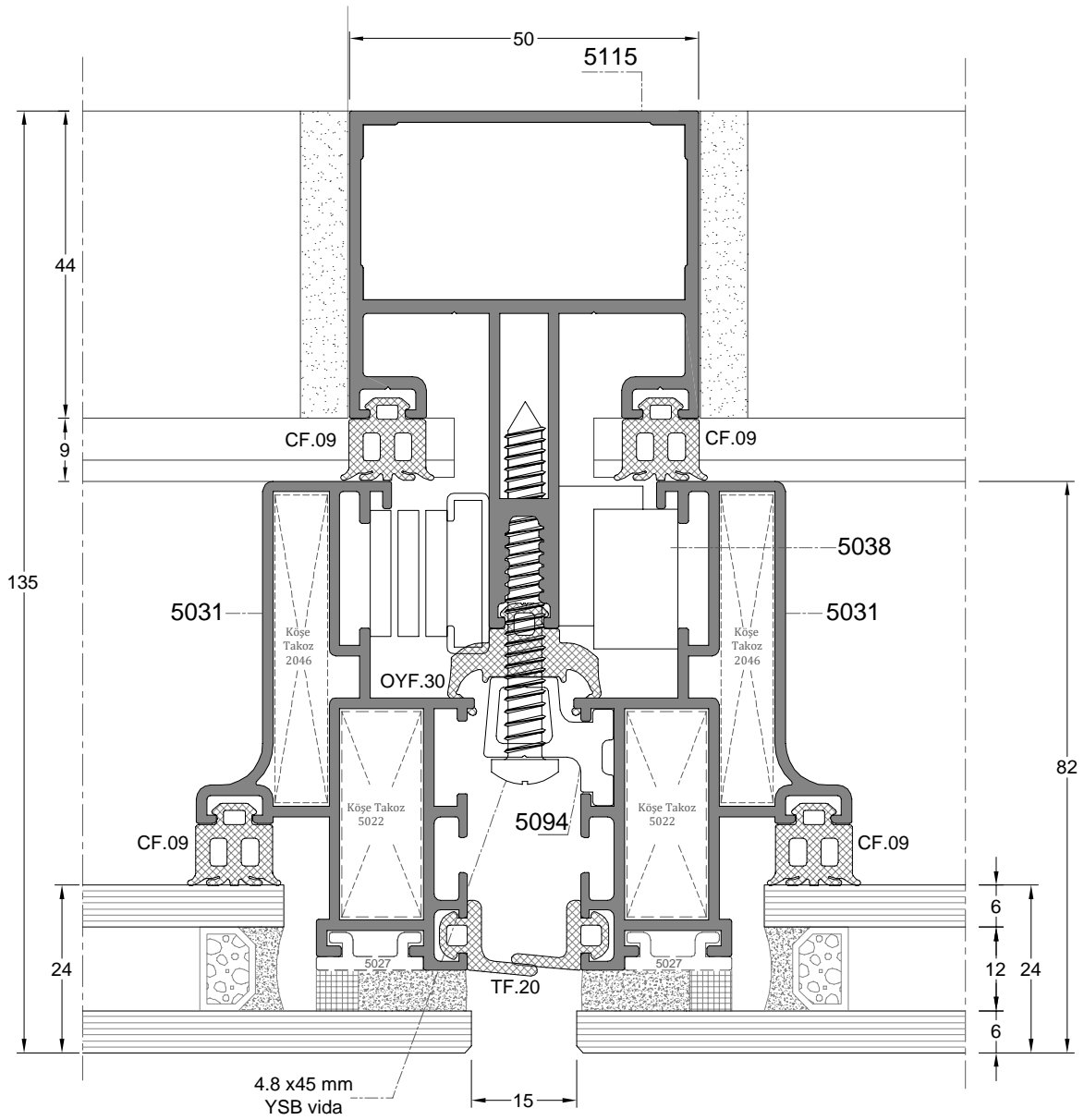
DETAY 2
DETAIL 2

MODÜL SİLİKONLU CEPHE SİSTEM DETAYLARI



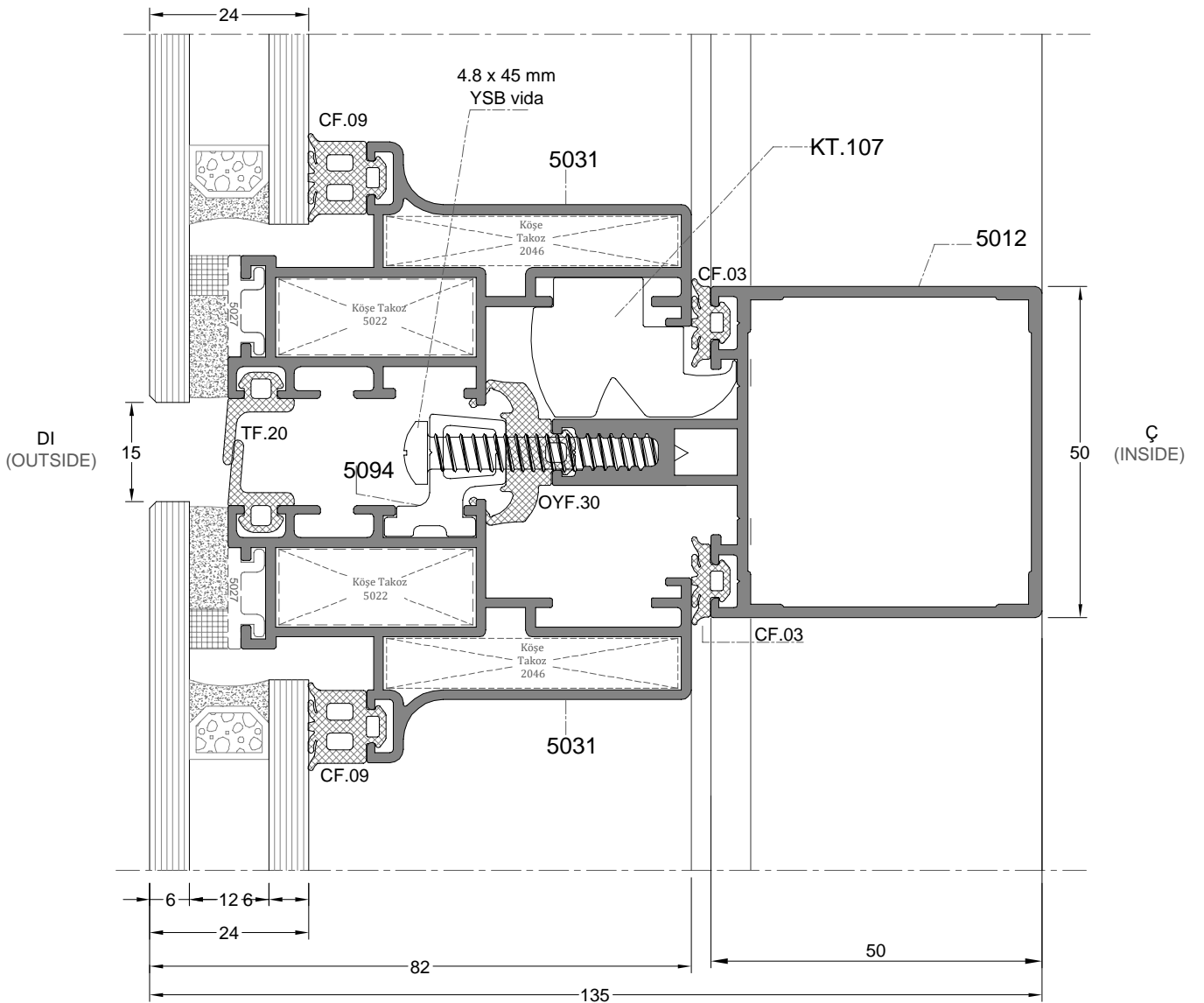
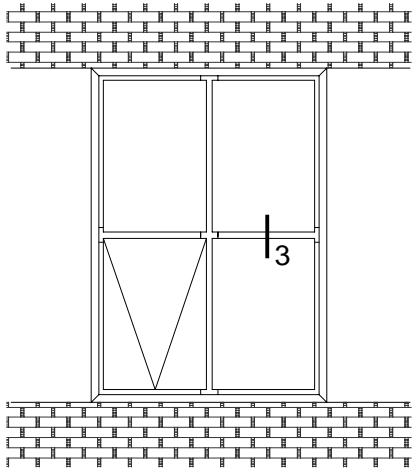


Ç
(INSIDE)

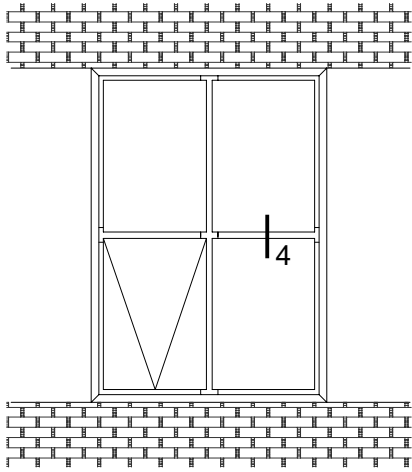


DI
(OUTSIDE)

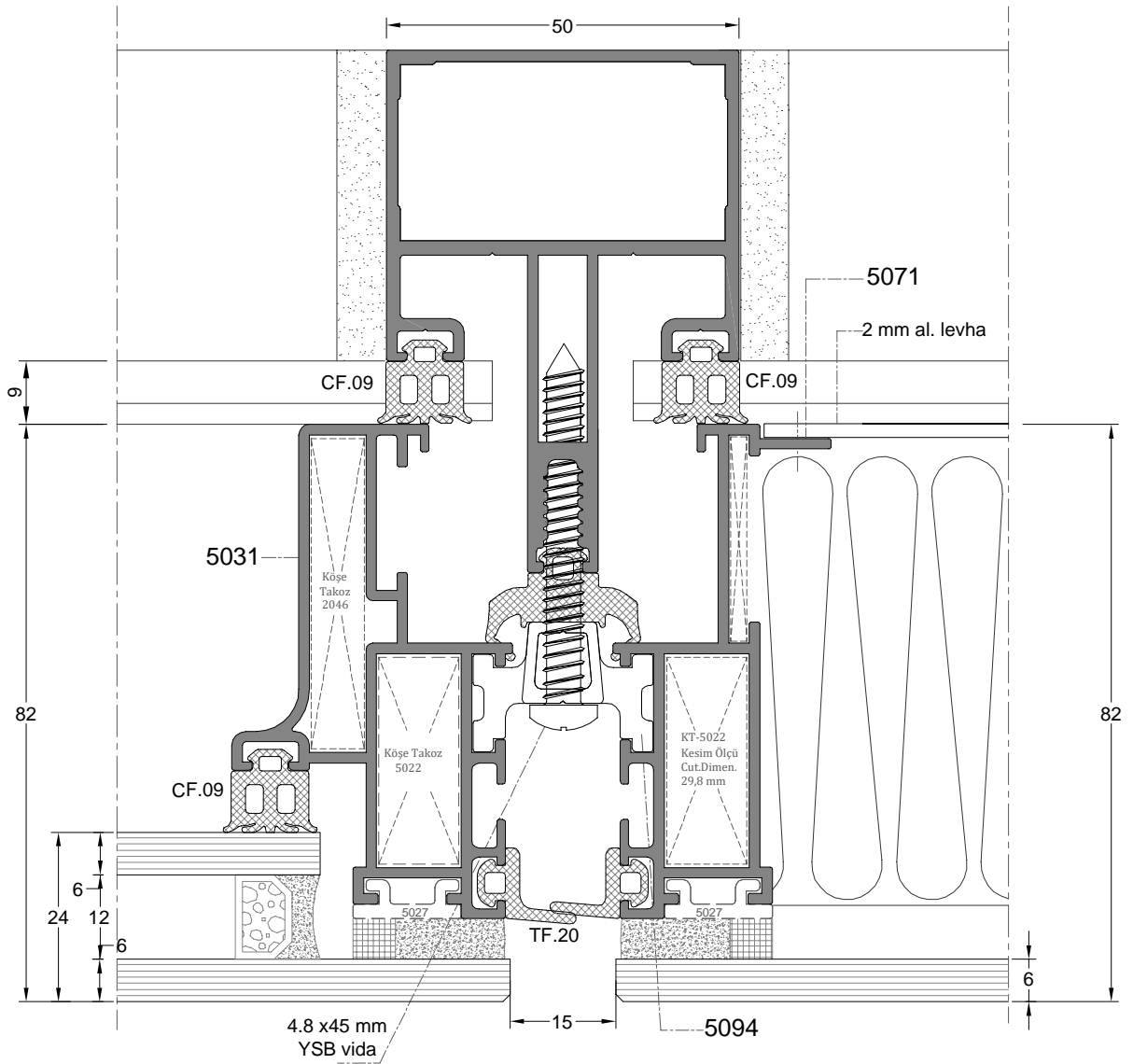
DETAY 2
DETAIL 2



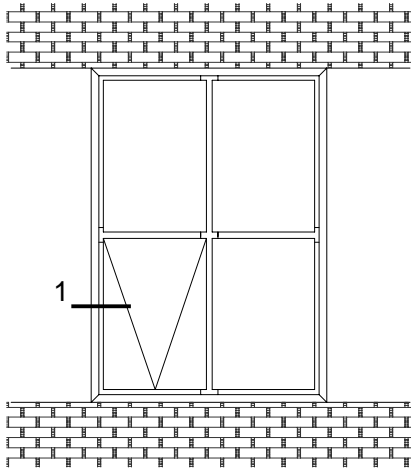
DETAY 3
DETAIL 3



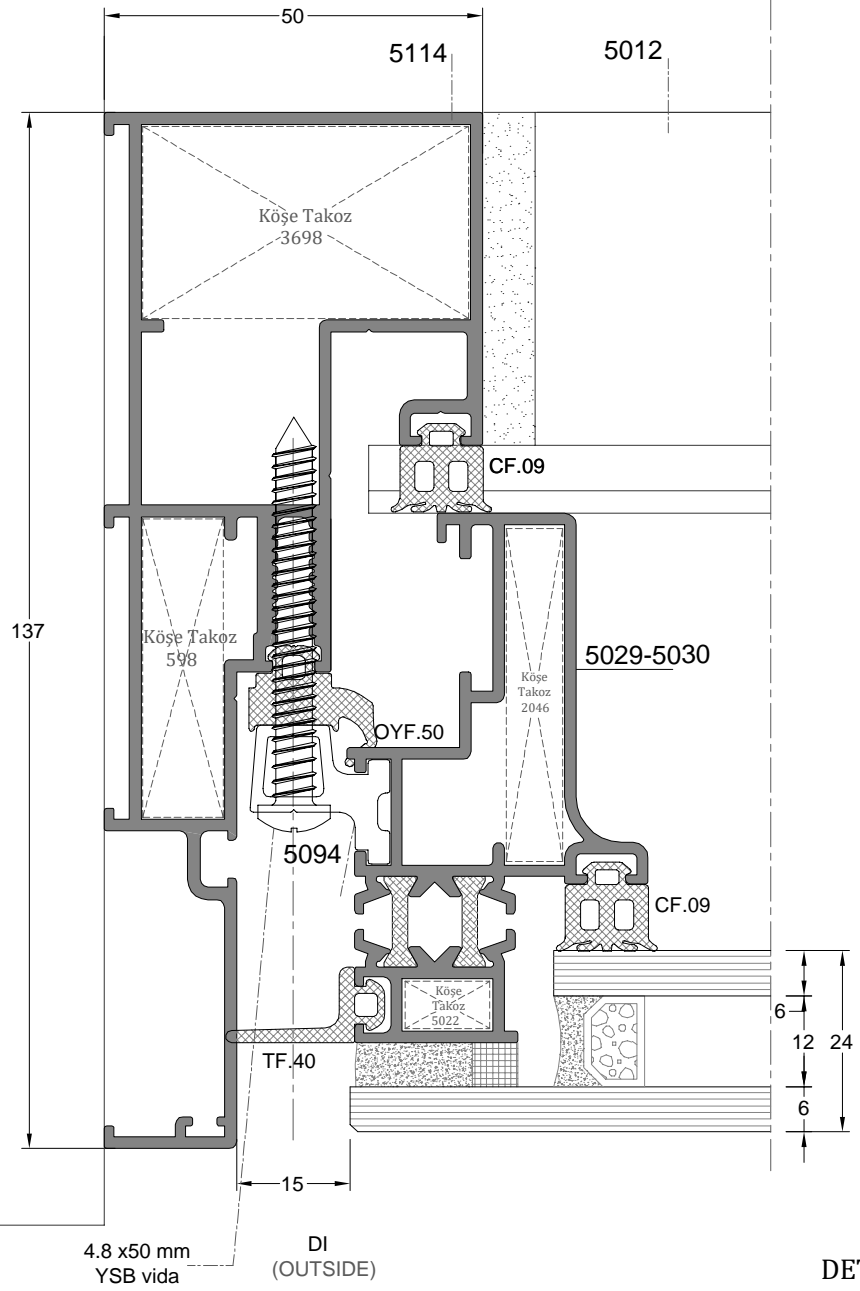
Ç
(INSIDE)



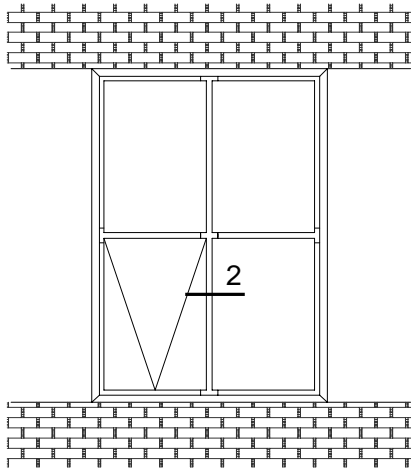
DETAY 4
DETAIL 4



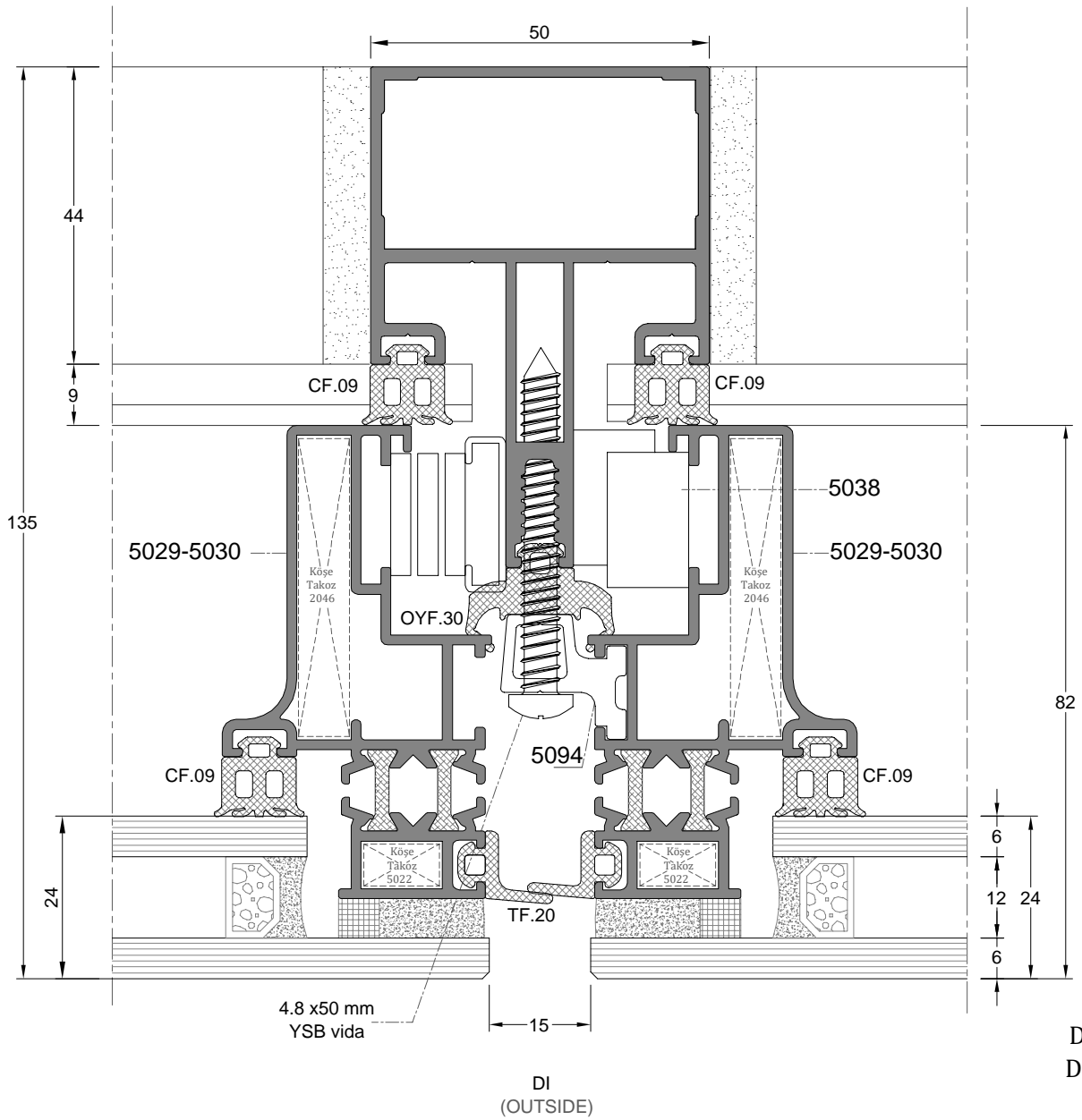
Ç
(INSIDE)

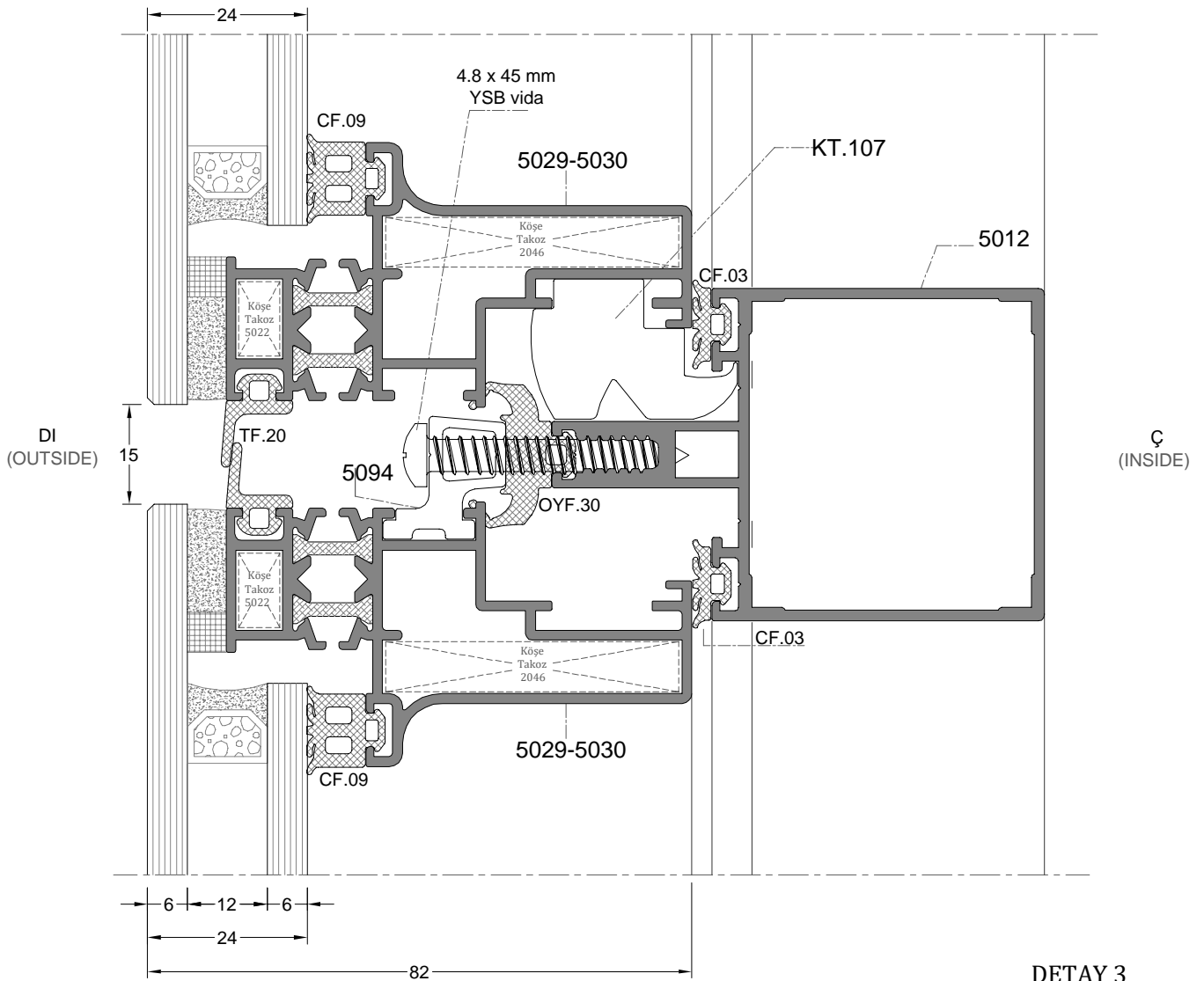
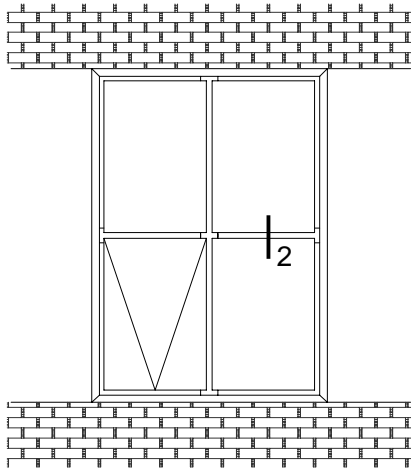


DETAY 1
DETAIL 1

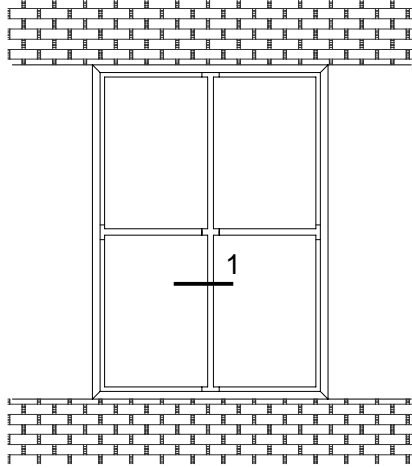


Ç
(INSIDE)

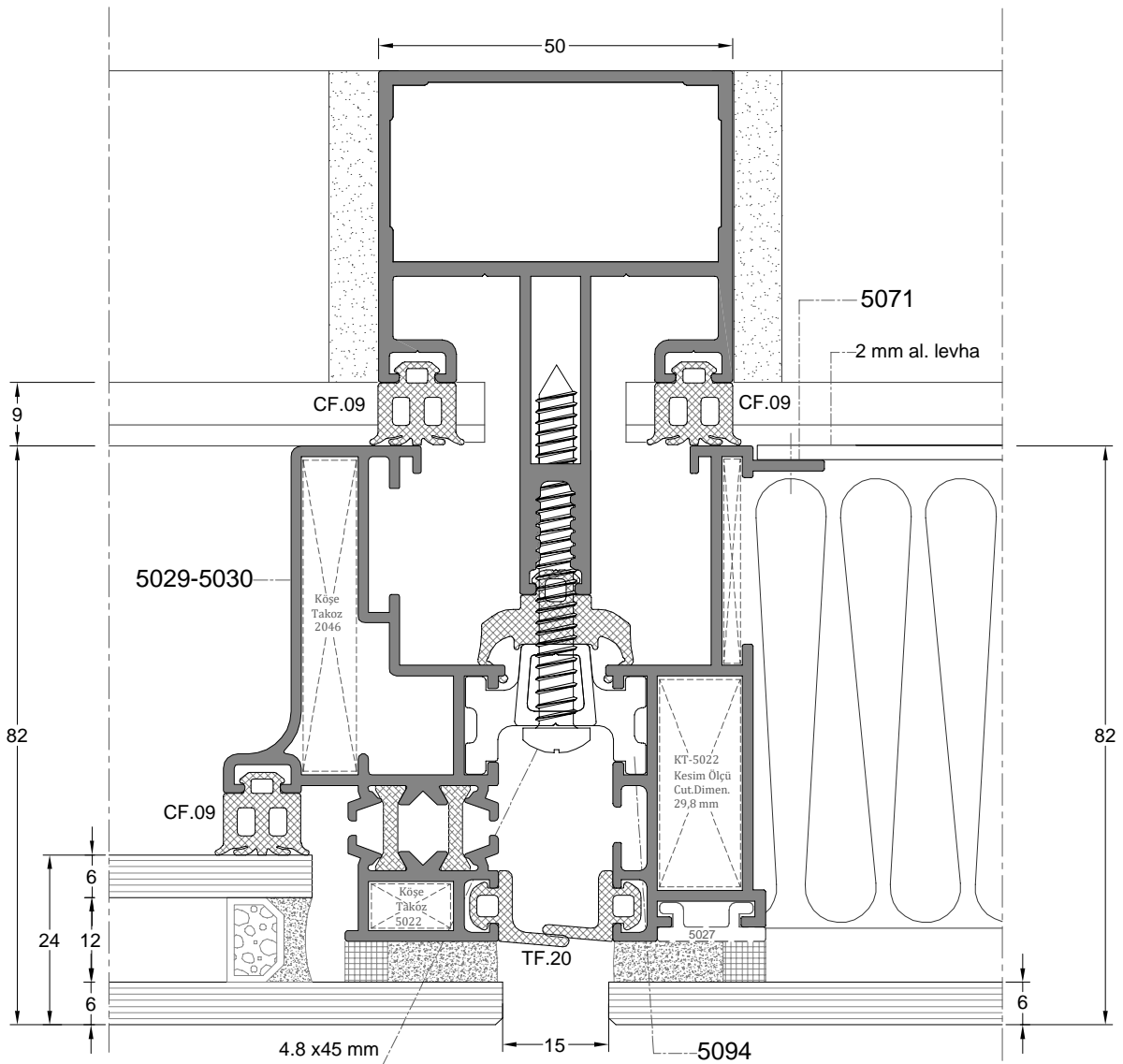




DETAY 3
DETAIL 3



Ç
(INSIDE)



DI
(OUTSIDE)

DETAY 4
DETAIL 4